


ACTIVE SYSTEM

AUTOMATIC ON/OFF PRESSURISATION SYSTEM



TECHNICAL DATA

Operating range:

from 0.4 to 10.5 m³/h with head up to 62 metres.

Liquid quality requirements: clean, free from solid or abrasive contaminants, non-viscous, non-aggressive, uncrystallised and chemically neutral, close to the properties of water.

Liquid temperature range: from 0°C to +35°C for domestic use (EN 60335-2-41). For other use: from 0°C to +40°C

Maximum ambient temperature: +40°C

Maximum operating pressure: 8 bar (800 kPa)

Installation: fixed in a horizontal position.

Special executions on request: different frequencies and/or voltage.

Motor protection rating: IP 44

Terminal block protection rating: IP 55

Insulation class: F

Standard input voltage: single phase 220/240 V / 50 Hz
three phase 230/400 V - 50 Hz

APPLICATIONS

ACTIVE is an automatic pumping system comprising a pump, a motor and an integrated control unit. It is especially suitable for domestic use, small civil, farming or industrial installations, washing plants and leisure activities.

The pump may be used to pump rainwater or potable or not-potable water.

The pumps that may be added to this system are:

- JET, JETINOX and JETCOM self-priming pumps or the EUROINOX multi-stage pumps suitable for operation in the presence of air or gas bubbles.

These are indispensable when drawing water from artesian wells and when there are problems with priming and suction.

- EURO, EUROCOM multi-stage pumps suitable for very quiet operation in positive suction head installation..

CONSTRUCTIONAL FEATURES OF THE PUMP

The ACTIVE system is easy to install and ready to use, integrated with the electric pump, which:

- controls it
- runs it automatically
- regulates its operation
- limits its start ups
- ensures pressure stability inside the hydraulic circuit
- enables electronic control of the start up pressure.

OPERATION

The ACTIVE system is an electronic device with a pressure switch and a flow switch, which enable the electric pump to always operate under the best conditions. Under minimal water pumping conditions, upon start up, the electric pump begins after the system pressure has dropped to its calibration pressure, which is adjustable by the user (from 1.5 to 4.5 bar under the pressure-flow switch or from 1.5 to 8 bar under the pressure switch). If there is a leak in the system, slight dripping or runs or if there is just a small draw, the ACTIVE system limits the number of electric pump start ups.

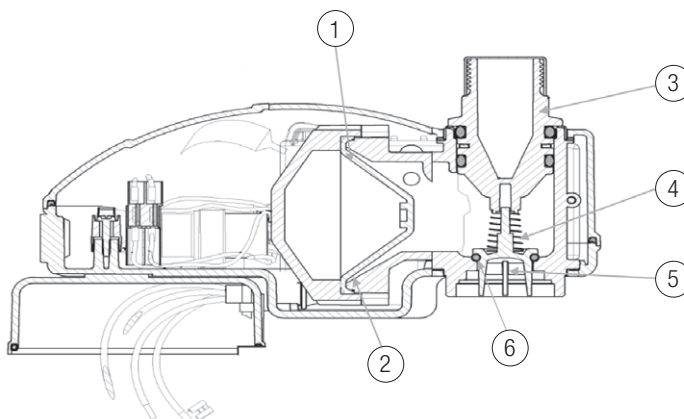
The system eliminates water hammers, because when the draw of water is stopped, the delayed stop of the electric pump comes with zero flow rate. If there is no water to be drawn, the ACTIVE system is triggered to avoid the dry running working pump. The system has LED signals and alarms. It has an automatic restart once the error conditions have been reset.

The ACTIVE system requires no maintenance or adjustment.

MATERIALS

N°	PARTS *	MATERIALS
1	DIAPHRAGM BODY	PA 66 30% FV
2	DIAPHRAGM	EPDM FOOD GRADE RUBBER
3	COUPLING + OR	POM-GF25 + NBR
4	SPRING	AISI 302 STAINLESS STEEL
5	VNR	POM COPOLYMER
6	OR GASKET	GOMMA EPDM

* In contact with liquid



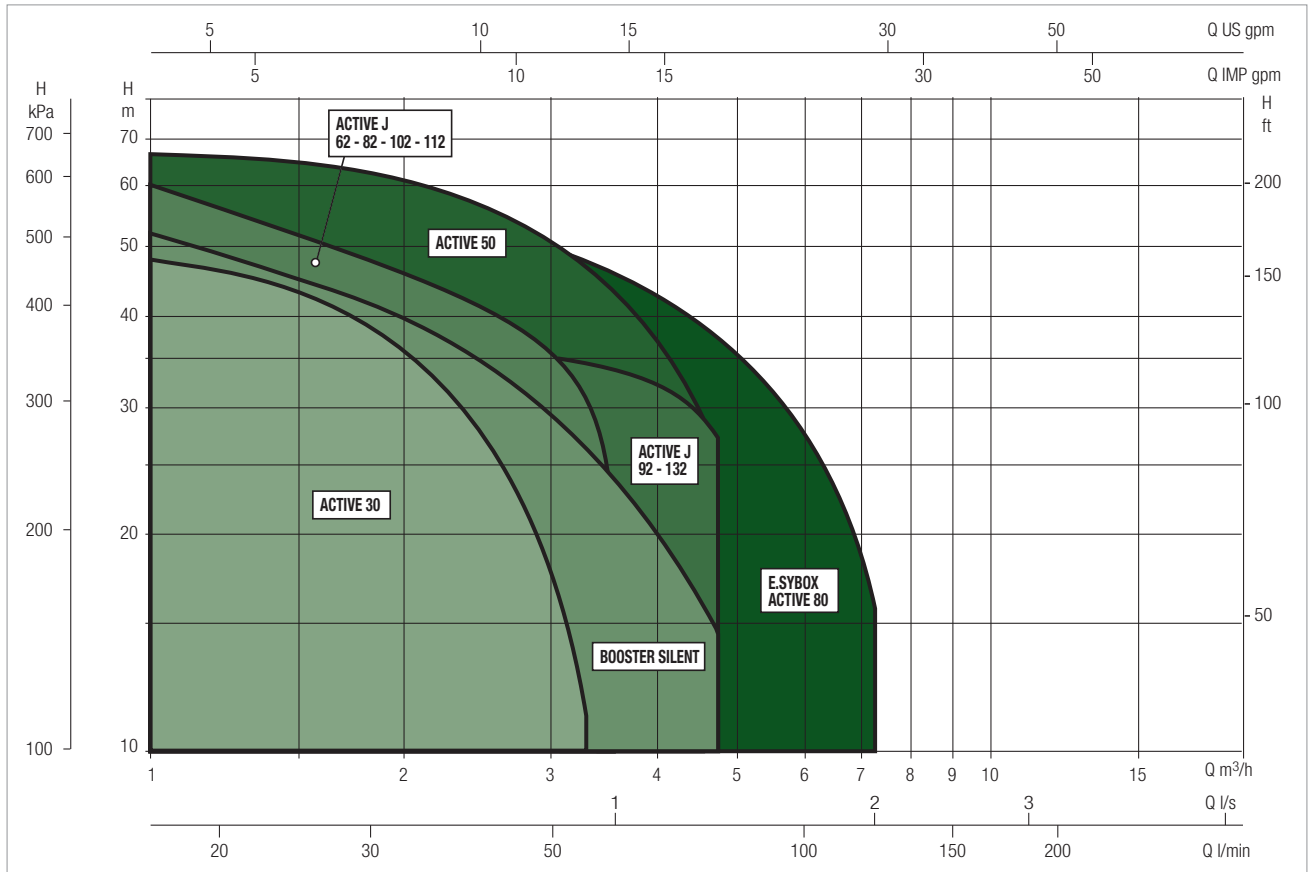
ACTIVE SYSTEM

AUTOMATIC ON/OFF PRESSURISATION SYSTEM

PERFORMANCE RANGE

The performance curves are based on kinematic viscosity values = 1 mm²/s and density equivalent to 1000 kg/m³. Curve tolerance according to ISO 9906.

GRAPHIC SELECTION TABLE

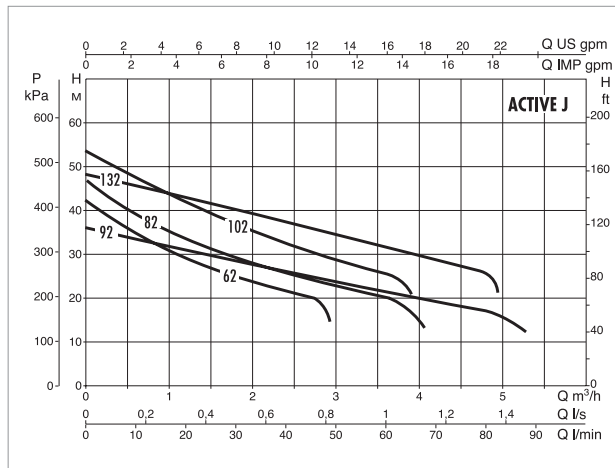
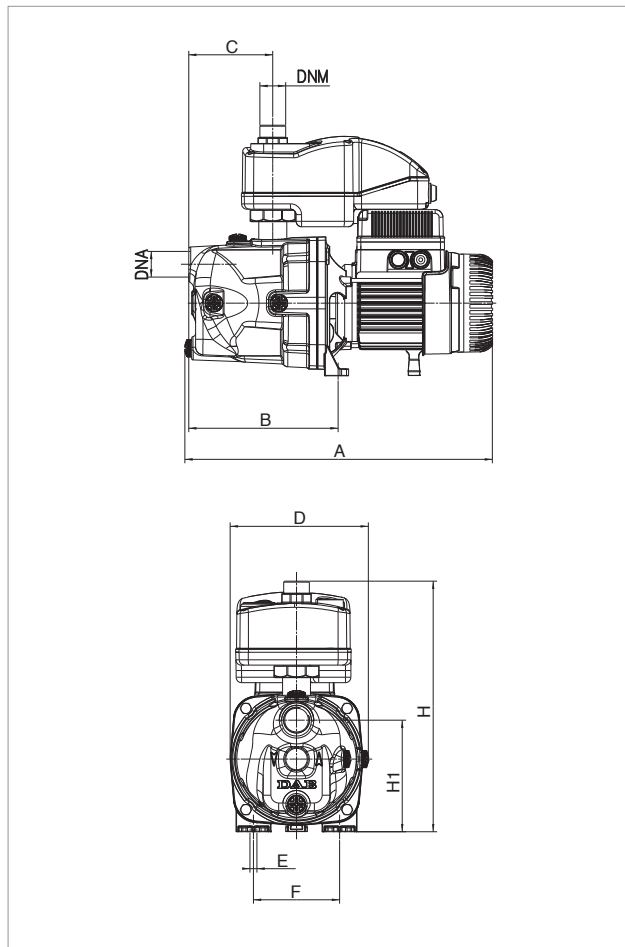


ACTIVE SYSTEM SELECTION TABLE

MODEL	Q		H (m)											
	m ³ /h	l/min	0	0.6	1.2	1.8	2.4	3.0	3.6	4.2	4.8	6	7.2	
ACTIVE J 62 M	0	0	42.7	35	29.2	25.6	22.9	13						
ACTIVE J 82 M	0	10	47	40	34	30	26.2	23.5	20.3					
ACTIVE J 102 M	0	20	53.8	47	41	36.3	32.4	28.8	25.8					
ACTIVE J 112 M	0	30	61	54	47.8	42.8	38.8	34.8	20					
ACTIVE J 92 M	0	40	36.2	33.5	31	28.4	26	24	21.8	19.6	17.5			
ACTIVE J 132 M	0	50	48.3	45.6	42.8	40	37.6	35	32.5	30	27.2			
ACTIVE JI 82 M	0	10	47	40	34	30	26.2	23.5	20.3					
ACTIVE JI 102 M	0	20	53.8	47	41	36.3	32.4	28.8	25.8					
ACTIVE JI 112 M	0	30	61	54	47.8	42.8	38.8	34.8	20					
ACTIVE JI 92 M	0	40	36.2	33.5	31	28.4	26	24	21.8	19.6	17.5			
ACTIVE JI 132 M	0	50	48.3	45.6	42.8	40	37.6	35	32.5	30	27.2			
ACTIVE JC 102 M	0	20	53.8	47	41	36.3	32.4	28.8	25.8					
ACTIVE JC 132 M	0	30	48.3	45.6	42.8	40	37.6	35	32.5	30	27.2			
ACTIVE E 30/50 M	0	40	42.2	40.2	38.2	36.2	33.8	30	24.8	19.5	14			
ACTIVE EI 25/30 M	0	50	34.4	31.7	28.3	23.5	17.5	11						
ACTIVE EI 30/30 M	0	60	46	42.2	37.8	31.2	23.3	14.3						
ACTIVE EI 40/30 M	0	70	57	52.7	47	38.8	29	17.7						
ACTIVE EI 30/50 M	0	80	42.2	40.2	38.2	36.2	33.8	30	24.8	19.5	14			
ACTIVE EI 40/50 M	0	90	57.7	55.3	52.8	50.1	47.1	42.7	35.8	28	19.2			
ACTIVE EI 50/50 M	0	100	72	68.5	65.5	62.1	58.2	52.2	48	43.6	34.5	26		
ACTIVE EI 25/80 M	0	120	34		33	32	30.5	28.5	26	23.5	21	14.5	6.5	
ACTIVE EI 30/80 M	0	150	47		46.5	45	43.5	41	38	34.5	31	23	12	
ACTIVE EI 40/80 M	0	200	59	58	57	56	54	51	47.5	43.8	39.5	29.5	16	

ACTIVE J - AUTOMATIC ON/OFF PRESSURISATION SYSTEM FOR DOMESTIC WATER SUPPLY

Liquid temperature range pumped: from 0 °C to +40 °C - Maximum ambient temperature: +40°C



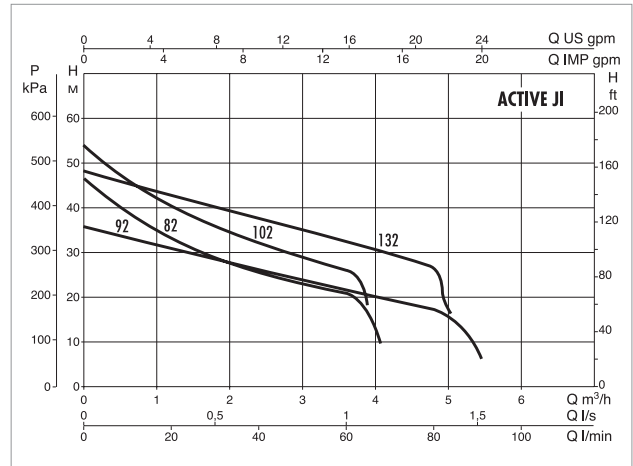
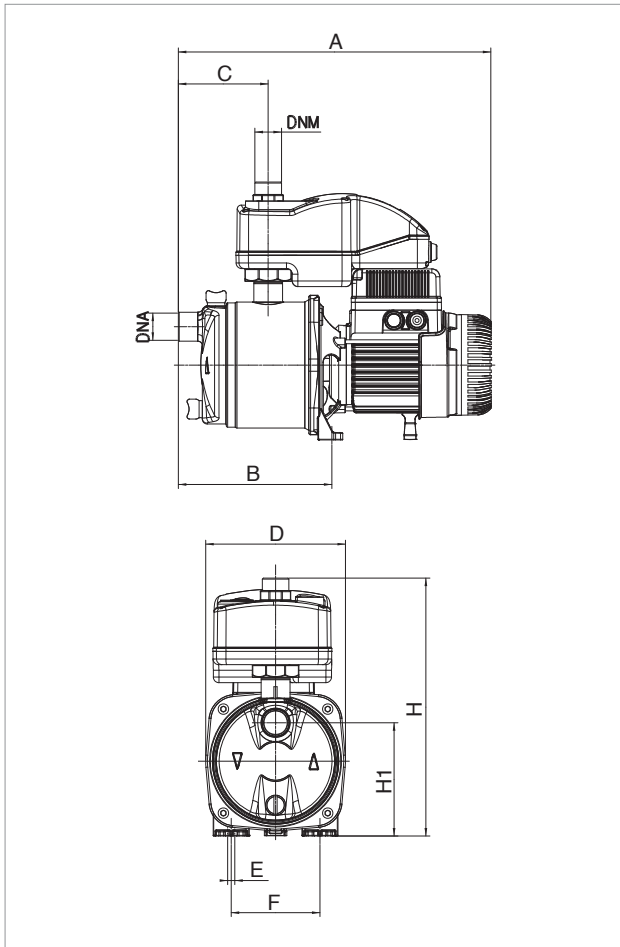
The performance curves are based on the kinematic viscosity values = 1 mm²/s and density equivalent to 1000 kg/m³. Curve tolerance according to ISO 9906.

MODEL	ELECTRICAL DATA						
	POWER SUPPLY 50 Hz	P1 MAX kW	P2 NOMINAL		In A	CAPACITOR	
			kW	HP		µF	Vc
ACTIVE J 62 M	1x220-240 V ~	0.720	0.44	0.6	3.12	12.5	450
ACTIVE J 82 M	1x220-240 V ~	0.850	0.6	0.8	3.8	12.5	450
ACTIVE J 102 M	1x220-240 V ~	1.130	0.75	1	5.1	16	450
ACTIVE J 92 M	1x220-240 V ~	0.940	0.75	1	4.2	14	450
ACTIVE J 132 M	1x220-240 V ~	1.490	1	1.36	6.6	25	450

MODEL	A	B	C	D	E	F	H	H1	DNA GAS	DNM GAS	PACK DIMENSIONS			GROSS WEIGHT Kg
											L/A	L/B	C	
ACTIVE J 62 M	395	192	108	178	9	111	322	144	1"	1"	476	234	348	10.50
ACTIVE J 82 M	395	192	108	178	9	111	322	144	1"	1"	476	234	348	13.2
ACTIVE J 102 M	395	192	108	178	9	111	322	144	1"	1"	476	234	348	12.50
ACTIVE J 92 M	395	192	108	178	9	111	322	144	1"	1"	476	234	348	11.70
ACTIVE J 132 M	395	192	108	178	9	111	322	144	1"	1"	476	234	348	13.50

ACTIVE JI - AUTOMATIC ON/OFF PRESSURISATION SYSTEM FOR DOMESTIC WATER SUPPLY

Liquid temperature range pumped: from 0 °C to +40 °C - Maximum ambient temperature: +40°C



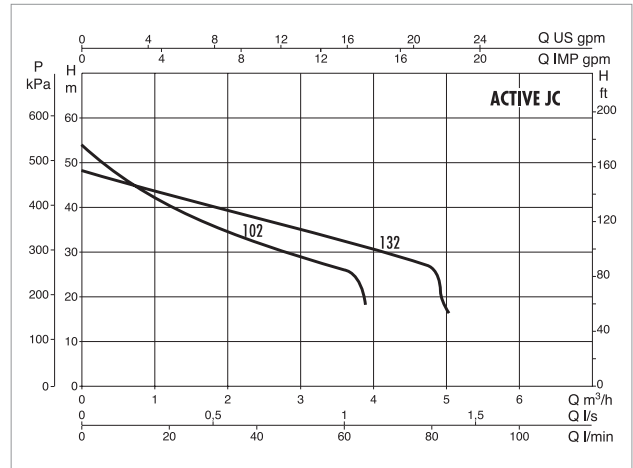
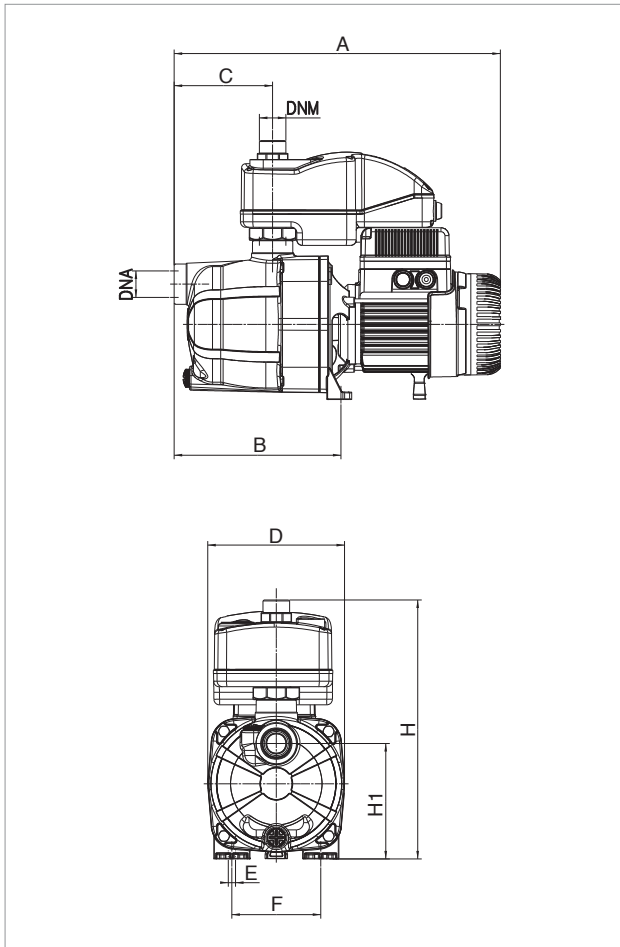
The performance curves are based on the kinematic viscosity values = 1 mm²/s and density equivalent to 1000 kg/m³. Curve tolerance according to ISO 9906.

MODEL	ELECTRICAL DATA						
	POWER SUPPLY 50 Hz	P1 MAX kW	P2 NOMINAL		In A	CAPACITOR	
			kW	HP		µF	Vc
ACTIVE JI 82 M	1x220-240 V ~	0.85	0.6	0.8	3.8	12.5	450
ACTIVE JI 102 M	1x220-240 V ~	1.13	0.75	1	5.1	16	450
ACTIVE JI 92 M	1x220-240 V ~	0.94	0.75	1	4.2	14	450
ACTIVE JI 112 M	1x220-240 V ~	1.4	1	1.36	6	25	450
ACTIVE JI 132 M	1x220-240 V ~	1.49	1	1.36	6.6	25	450

MODEL	A	B	C	D	E	F	H	H1	DNA GAS	DNM GAS	PACK DIMENSIONS			GROSS WEIGHT Kg
											L/A	L/B	C	
ACTIVE JI 82 M	390	192	112	174	9	111	322	141	1"	1"	476	234	348	10.70
ACTIVE JI 102 M	390	192	112	174	9	111	322	141	1"	1"	476	234	348	12.50
ACTIVE JI 92 M	390	192	112	174	9	111	322	141	1"	1"	476	234	348	11.70
ACTIVE JI 112 M	390	192	112	174	9	111	322	141	1"	1"	476	234	348	13.70
ACTIVE JI 132 M	390	192	112	174	9	111	322	141	1"	1"	476	234	348	13.50

ACTIVE JC - AUTOMATIC ON/OFF PRESSURISATION SYSTEM FOR DOMESTIC WATER SUPPLY

Liquid temperature range pumped: from 0 °C to +40 °C - Maximum ambient temperature: +40°C



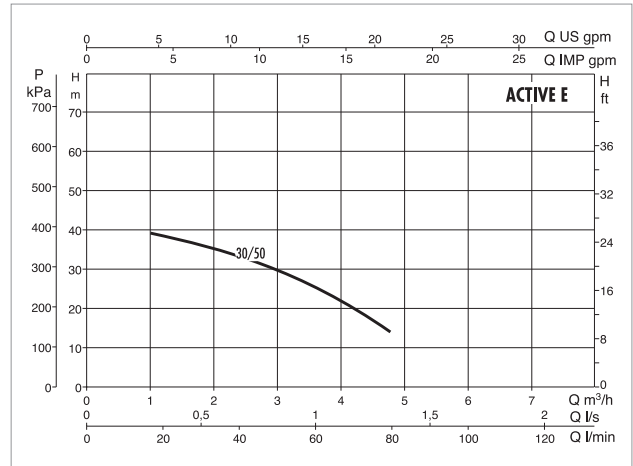
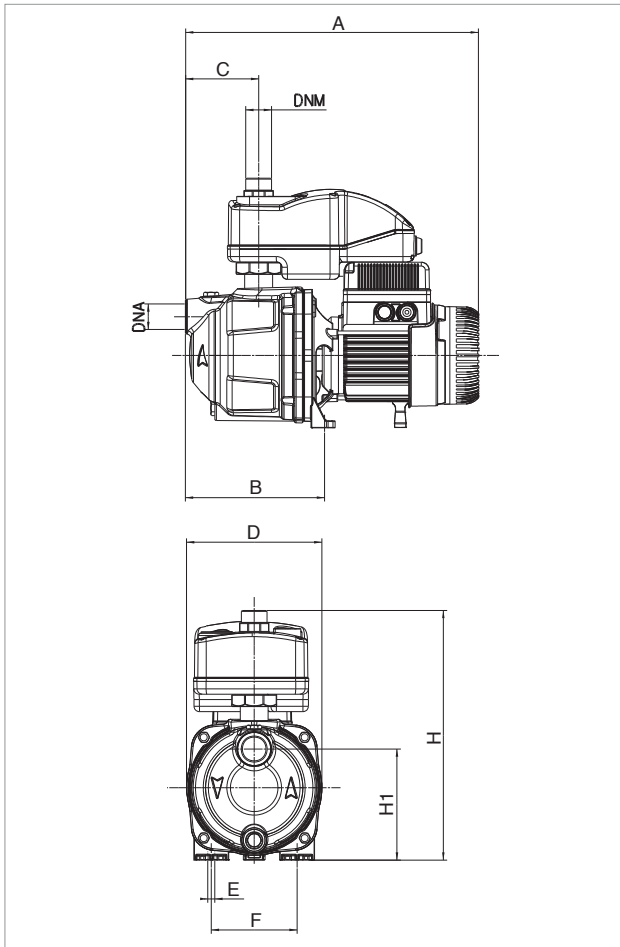
The performance curves are based on the kinematic viscosity values = 1 mm²/s and density equivalent to 1000 kg/m³. Curve tolerance according to ISO 9906.

MODEL	ELECTRICAL DATA						
	POWER SUPPLY 50 Hz	P1 MAX kW	P2 NOMINAL		In A	CAPACITOR	
			kW	HP		µF	Vc
ACTIVE JC 102 M	1x220-240 V ~	1.130	0.75	1	5.1	16	450
ACTIVE JC 132 M	1x220-240 V ~	1.49	1	1.36	6.6	25	450

MODEL	A	B	C	D	E	F	H	H1	DNA	DNM	PACK DIMENSIONS			GROSS WEIGHT Kg
											L/A	L/B	C	
ACTIVE JC 102 M	406	208	122	170	9	111	322	144	1" G	1" G	476	234	348	12.50
ACTIVE JC 132 M	406	208	122	170	9	111	322	144	1" G	1" G	476	234	348	13.50

ACTIVE E - AUTOMATIC ON/OFF PRESSURISATION SYSTEM FOR DOMESTIC WATER SUPPLY

Liquid temperature range pumped: from 0 °C to +40 °C - Maximum ambient temperature: +40°C



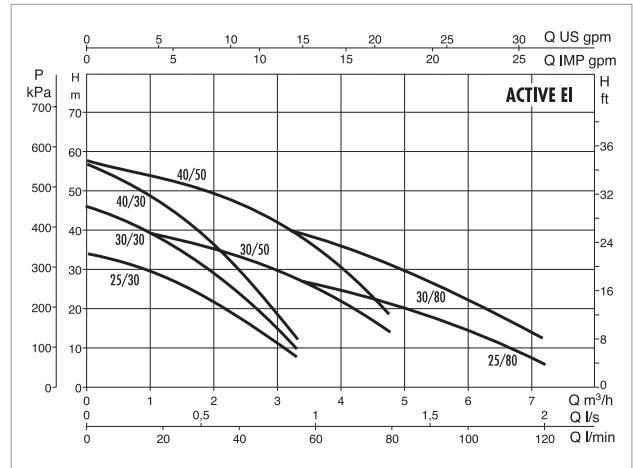
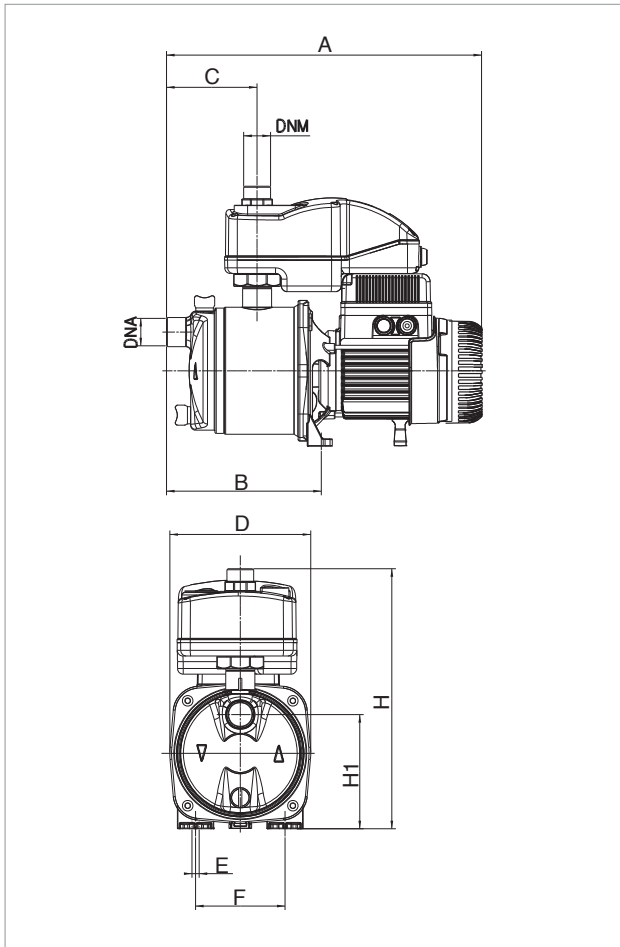
The performance curves are based on the kinematic viscosity values = 1 mm²/s and density equivalent to 1000 kg/m³. Curve tolerance according to ISO 9906.

MODEL	ELECTRICAL DATA						
	POWER SUPPLY 50 Hz	P1 MAX kW	P2 NOMINAL		In A	CAPACITOR	
			kW	HP		µF	Vc
ACTIVE E 30/50 M	1x220-240 V ~	0.88	0.55	0.75	3.9	12.5	450

MODEL	A	B	C	D	E	F	H	H1	DNA GAS	DNM GAS	PACK DIMENSIONS			GROSS WEIGHT Kg
											L/A	L/B	C	
ACTIVE E 30/50 M	377	180	94	175	9	111	322	144	1"	1"	476	234	348	11.70

ACTIVE EI - AUTOMATIC ON/OFF PRESSURISATION SYSTEM FOR DOMESTIC WATER SUPPLY

Liquid temperature range pumped: from 0 °C to +40 °C - Maximum ambient temperature: +40°C



The performance curves are based on the kinematic viscosity values = 1 mm²/s and density equivalent to 1000 kg/m³. Curve tolerance according to ISO 9906.

MODEL	ELECTRICAL DATA						
	POWER SUPPLY 50 Hz	P1 MAX kW	P2 NOMINAL		I _n A	CAPACITOR	
			kW	HP		µF	V _c
ACTIVE EI 25/30 M	1x220-240 V ~	0.520	0.37	0.5	2.4	10	450
ACTIVE EI 30/30 M	1x220-240 V ~	0.720	0.45	0.6	3.2	12.5	450
ACTIVE EI 40/30 M	1x220-240 V ~	0.880	0.55	0.75	3.9	12.5	450
ACTIVE EI 30/50 M	1x220-240 V ~	0.880	0.55	0.75	3.9	12.5	450
ACTIVE EI 40/50 M	1x220-240 V ~	1.200	0.8	1.1	5.3	20	450
ACTIVE EI 50/50 M	1x220-240 V ~	1.48	1	1.36	6	25	450
ACTIVE EI 25/80 M	1x220-240 V ~	0.880	0.55	0.75	3.9	12.5	450
ACTIVE EI 30/80 M	1x220-240 V ~	1.200	0.8	1.1	5.3	20	450
ACTIVE EI 40/80 M	1x220-240 V ~	1.48	1	1.36	6	25	450

MODEL	A	B	C	D	E	F	H	H1	DNA	DNM	PACK DIMENSIONS			GROSS WEIGHT Kg
											L/A	L/B	C	
ACTIVE EI 25/30 M	390	192	112	174	9	111	322	141	1" G	1" G	476	234	348	10.90
ACTIVE EI 30/30 M	445	247	167	174	9	111	322	141	1" G	1" G	476	234	348	13.50
ACTIVE EI 40/30 M	445	247	167	174	9	111	322	141	1" G	1" G	476	234	348	14.00
ACTIVE EI 30/50 M	390	192	112	174	9	111	322	141	1" G	1" G	476	234	348	10.00
ACTIVE EI 40/50 M	445	247	167	174	9	111	322	141	1" G	1" G	476	234	348	15.50
ACTIVE EI 50/50 M	445	247	167	174	9	111	322	141	1"	1"	476	234	348	15.20
ACTIVE EI 25/80 M	390	192	112	174	9	111	322	141	1" G	1" G	476	234	348	9.50
ACTIVE EI 30/80 M	445	247	167	174	9	111	322	141	1" G	1" G	476	234	348	15.50
ACTIVE EI 40/80 M	445	247	167	174	9	111	322	141	1"	1"	476	234	348	15.00

ОФИЦИАЛЬНЫЙ ДИЛЕР В УКРАИНЕ:

storgom.ua

ГРАФИК РАБОТЫ:

Пн. – Пт.: с 8:30 по 18:30

Сб.: с 09:00 по 16:00

Вс.: с 10:00 по 16:00

КОНТАКТЫ:

+38 (044) 360-46-77

+38 (066) 77-395-77

+38 (097) 77-236-77

+38 (093) 360-46-77

Детальное описание товара:

<https://storgom.ua/product/nasosnaia-stantsiia-dab-active-ei-50-50-m-1026908-0.html>

Другие товары: <https://storgom.ua/nasosnye-stantsii.html>