

GENERAL PURPOSE ENGINE

GX100U

PARTS CATALOGUE

1



GX100U

FOREWORD INDEX

1

ENGINE GROUP

2

PART NUMBER INDEX

3

PART NAME INDEX

4

Instruction for use of parts catalogue

- **This parts catalogue was prepared based on the latest information available as of June 20, 2005.**
- See the parts catalogue news for any revision that is made after June 20, 2005.
- **Always specify the part number when ordering a part.**
 - Check the model, type, serial numbers, color, maker, and the size as needed before ordering a part.
 - Note that the illustrations (part drawings) can differ from the actual parts in shape. They are given just to help you to refer to the parts.
- **When modifications or additions to this parts catalogue are made, a revised edition will be issued at an appropriate time, with successively progressing revision numbers on the cover. We recommend obtaining such revisions in order to keep your parts catalogue up-to-date at all times. To check whether a parts catalogue revision has been issued, please contact your Honda distributor.**

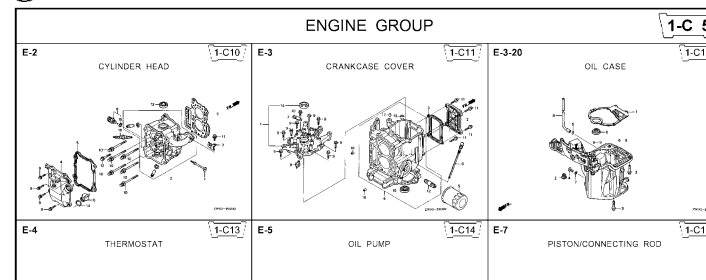
Initial version issue date **June 20, 2005**
Honda Motor Co., Ltd.

CONTENTS

| | Page | Address No. | |
|---|------|-------------|----------|
| ● Instruction for use of parts catalogue | 1 | B 1 | 1 |
| ● How to refer to the part information | 2 | B 2 | |
| ● Part catalogue structure | 3 | B 3 | |
| ● When the parts were revised | 4 | B 4 | |
| ● Abbreviations used in the parts catalogue | 4 | B 4 | |
| ● How to check the part block and serial numbers | 5 | B 5 | |
| ● Models, parts catalogue codes and applicable serial numbers | 6 | B 6 | |
| ● Features of each type | 8 | B 8 | |
| ● Fuel hose, general purpose hoses and vinyl hose | 9 | B 9 | |
| ● FLAT RATE SERVICE TIME | 10 | B10 | |
| ● Illustrated index | 15 | B15 | |
| ● ENGINE GROUP | 18 | D 1 | 2 |
| ● PART NO. INDEX | 51 | G 1 | 3 |
| ● PART NAME INDEX | 53 | H 1 | 4 |

How to refer to the part information

A Reference with "Illustrated index"



B Reference with "Part number index"

PART NO. INDEX

| Part Number | Address | Page | Rel. | Part Number | Address | Page |
|-----------------|---------|------|------|---------------|---------|------|
| 06000 | | | | 15212-ZW9-000 | 1-C14 | 3C |
| 06316-ZW9-000 | 1-69 | 88 | 1 | 15220-ZW9-003 | 1-C14 | 3C |
| 11000 | | | | 15332-ZW9-000 | 1-E8 | 55 |
| 11300-ZW9-405 | 1-C11 | 27 | 1 | 15352-ZW9-A30 | 1-E11 | 5E |
| 11300-ZW9-406 | 1-C11 | 27 | 1 | 15400-PFB-004 | 1-C11 | 27 |
| 11340-ZW9-000 | 1-C11 | 27 | 2 | 15422-ZW9-000 | 1-C14 | 3C |
| 11342-ZW9-000 | 1-C11 | 27 | 3 | 15473-881-000 | 1-C14 | 3C |
| 11381-ZW9-003 | 1-C12 | 28 | 1 | 15474-ZW9-000 | 1-C14 | 3C |
| | | | | 15611-921-000 | 1-C10 | 2E |
| | | | | 15655-ZW9-000 | 1-C11 | 27 |
| | | | | 16000 | | |
| 12000 | | | | 16010-ZV4-005 | 1-D4 | 3E |
| 12000-ZW9-405ZA | 1-C11 | 27 | 4 | 16011-ZV4-005 | 1-D4 | 3E |
| 12155-ZV4-A00 | 1-C13 | 29 | 1 | 16013-ZW9-003 | 1-D4 | 3E |
| 12166-ZW9-000 | 1-C10 | 26 | 1 | 16016-ZW9-003 | 1-D4 | 3E |
| 12209-GB4-681 | 1-C16 | 32 | 1 | 16016-ZW9-721 | 1-D4 | 3E |
| 12210-ZW9-405ZA | 1-C10 | 26 | 2 | 16023-ZW9-003 | 1-D4 | 3E |
| 12216-ZE2-300 | 1-E8 | 55 | 1 | 16024-ZV4-650 | 1-D4 | 3E |
| | 1-E11 | 58 | 1 | 16028-ZV4-650 | 1-D4 | 3E |

C Reference with "Part name index"

PART NAME INDEX

| Part name | Address | Page | Ref. |
|---------------------------|---------|------|------|
| [A] | | | |
| ABSORBER , FUEL | 1-E15 | 62 | 5 |
| ARMATURE COMP. | 1-D11 | 43 | 7 |
| ARM COMP. , LINK JOINT | 1-G6 | 85 | 18 |
| ARM COMP. , SHIFT LINK | 1-G6 | 85 | 14 |
| ARM COMP. , TILT | 1-F15 | 79 | 20 |
| ARM , FUEL PUMP ROCKER | 1-C16 | 32 | 4 |
| ARM , REVERSE LOCK | 1-F15 | 79 | 18 |
| ARM , SHIFT LINK | 1-F11 | 74 | 7 |
| ARM , STOPPER | 1-D1 | 33 | 12 |
| ARM , THROTTLE REMOTE | 1-F11 | 74 | 6 |
| ARM , VALVE ROCKER | 1-C16 | 32 | 3 |
| [B] | | | |
| BAG , TOOL , 160MM | 1-G5 | 84 | 10 |
| BAND | 1-G6 | 86 | 37 |
| BAND B1 , WIRE | 1-F6 | 69 | 1 |
| BAND , CORD | 1-F3 | 67 | 18 |
| BAND , TUBE CLIP , 11MM | 1-E15 | 63 | 20 |
| BAND , TUBE CLIP , 12.5MM | 1-E15 | 63 | 19 |

Address No. 1-C10

E-2 CYLINDER HEAD

Block No.

Ref No.

| Ref. No. | Part No. | Description | Reqd. QTY | | | | | | Serial No. | Parts catalogue code |
|----------|-----------------|--------------------------------|-----------|------|------|------|------|------|-----------------|----------------------|
| | | | 99D1 | 99D1 | 10D1 | 10D1 | 10B1 | 10B1 | | |
| 1 | 12166-ZW9-000 | STOPPER, ENGINE SIDE | 2 | 2 | 2 | 2 | 2 | 2 | | |
| 2 | 12210-ZW9-000ZA | HEAD COMP., CYLINDER | 1 | 1 | 1 | 1 | 1 | 1 | | |
| 3 | 12251-ZW9-003 | GASKET, CYLINDER HEAD | 1 | 1 | 1 | 1 | 1 | 1 | | |
| 4 | 12310-ZW9-000 | COVER COMP., HEAD | 1 | 1 | 1 | 1 | 1 | 1 | | |
| 5 | 12312-ZW9-000 | PACKING, HEAD COVER | 1 | 1 | 1 | 1 | 1 | 1 | | |
| 6 | 15611-921-000 | CAP, OIL (NO GAUGE) | 1 | 1 | 1 | 1 | 1 | 1 | | |
| 7 | 16617-ZW9-000 | HOLDER, CABLE | 1 | 1 | 1 | 1 | 1 | 1 | SC,SG | |
| | 16617-ZW9-010 | | 1 | 1 | 1 | 1 | 1 | 1 | 1001800 LHC,LHD | |
| | | | 1 | 1 | 1 | 1 | 1 | 1 | 1001801 LHC,LHD | |
| 8 | 35673-ZW5-003 | SENSOR ASSY., WATER | 1 | 1 | 1 | 1 | 1 | 1 | | |
| 9 | 90003-ZW9-000 | BOLT, FLANGE, 6X22 | 4 | 4 | 4 | 4 | 4 | 4 | | |
| 10 | 90007-ZW9-003 | BOLT, FLANGE, 8X83 | 6 | 6 | 6 | 6 | 6 | 6 | | |
| 11 | 90011-ZW9-000 | BOLT, FLANGE, 6X14 (CT200) | 1 | 1 | 1 | 1 | 1 | 1 | | |
| 12 | 90020-ZW9-000 | BOLT, FLANGE, 8X40 | 2 | 2 | 2 | 2 | 2 | 2 | | |
| 13 | 91202-KJ9-003 | OIL SEAL, 20X32X6 | 1 | 1 | 1 | 1 | 1 | 1 | | |
| 14 | 91301-805-000 | O-RING, 26X2.7 | 1 | 1 | 1 | 1 | 1 | 1 | | |
| 15 | 91307-PK2-005 | O-RING, 9.5X1.5 (HONDA KIKAKI) | 1 | 1 | 1 | 1 | 1 | 1 | | |
| 16 | 98059-55916 | PLUG, SPARK (CR5EH-9) | 2 | 2 | 2 | 2 | 2 | 2 | | |
| | 98059-55926 | PLUG, SPARK (U16FER9) | 2 | 2 | 2 | 2 | 2 | 2 | | |

Service item F.R.T.

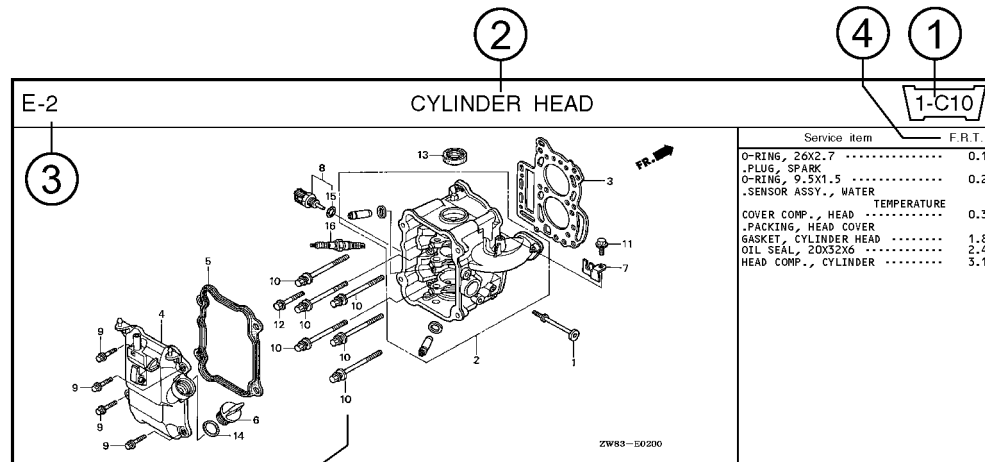
| | |
|-----------------------|-----|
| O-RING, 26X2.7 | 0.1 |
| PLUG, SPARK | 0.2 |
| O-RING, 9.5X1.5 | 0.2 |
| SENSOR ASSY., WATER | 0.3 |
| COVER COMP., HEAD | 0.3 |
| PACKING, HEAD COVER | 1.8 |
| GASKET, CYLINDER HEAD | 2.4 |
| OIL SEAL, 20X32X6 | 2.4 |
| HEAD COMP., CYLINDER | 3.1 |

ZW83-80200

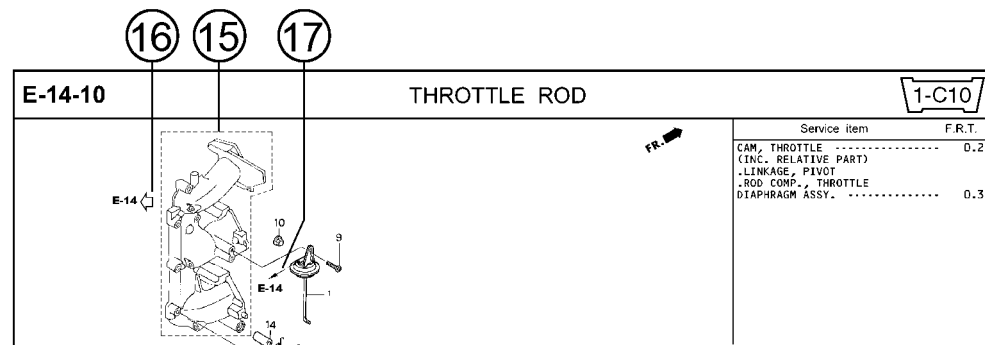
Page No.

2000.09.20 E

Part catalogue structure



| Ref. No. | Part No. | Description | Reqd. QTY | | | | | | Serial No. | Parts catalogue code |
|----------|-----------------|---|-----------|-----------|---------|----------|---------|----------|-----------------|----------------------|
| | | | BF 9/901 | BFP 9/901 | BF 1001 | BFP 1001 | BF 1081 | BFP 1081 | | |
| 1 | 12166-zw9-000 | STOPPER, ENGINE SIDE | 2 | 2 | 2 | 2 | 2 | 2 | | |
| 2 | 12210-zw9-000ZA | HEAD COMP., CYLINDER *NH8* DARK GRAY | 1 | 1 | 1 | 1 | 1 | 1 | | |
| 3 | 12251-zw9-003 | GASKET, CYLINDER HEAD | 1 | 1 | 1 | 1 | 1 | 1 | | |
| 4 | 12310-zw9-000 | COVER COMP., HEAD | 1 | 1 | 1 | 1 | 1 | 1 | | |
| 5 | 12312-zw9-000 | PACKING, HEAD COVER | 1 | 1 | 1 | 1 | 1 | 1 | | |
| 6 | 15611-921-000 | CAP, OIL (NO GAUGE) | 1 | 1 | 1 | 1 | 1 | 1 | | |
| 7 | 16617-zw9-000 | HOLDER, CABLE | 1 | 1 | 1 | 1 | 1 | 1 | SC,S6 | |
| | 16617-zw9-010 | | 1 | 1 | 1 | 1 | 1 | 1 | 1001800 LHC,LHD | |



① Address number

- Address No. is provided (in place of the page No.) to help you refer to the part with the part No. or part name.

② Block title ③ Block number

④ Service item/Flat rate time

⑤ Reference number

- Title number marked with the parenthesis or parentheses indicates that it continues from the previous page.

⑥ Part number ⑦ Honda color code

⑧ Description

⑨ Assemblies

- Sections framed with broken lines in the exploded view drawings are available as complete assemblies. (Their individual parts can also be obtained.)

⑩ Color description

⑪ Note

- Notes are shown with the parentheses in the part name column.

⑫ Required quantity

- Required QTY shown in the parenthesis or parentheses indicates the optional part.
- Required QTY marked with "N" Indicates the optional part that should be selected as needed.
- Required QTY indicates the number of the part used in the block.

⑬ Serial number

⑭ Type

- When the type column is blank, it indicates that the part is applicable to all types.
- As the type of the actual unit may differ from the "parts catalogue, type" please refer to "Models, types and applicable serial numbers" for confirmation.

⑮

- Parts enclosed within a dotted line are covered in a different block.

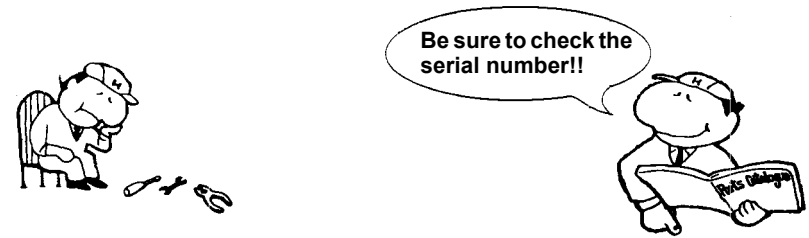
⑯

- A hollow arrow indicates the block No. for the parts enclosed within a dotted line .

⑰

- A solid arrow indicates the block No. the part in question is connected to.

When the parts were revised



| Ref. No. | Part No. | Description | Reqd. QTY | | | | | | Serial No. |
|----------|-----------------|--|-----------|-----------|---------|----------|---------|----------|------------|
| | | | BF 99D1 | BFP 9.9D1 | BF 10D1 | BFP 10D1 | BF 10B1 | BFP 10B1 | |
| 1 | 12166-ZW9-000 | STOPPER, ENGINE SIDE | 2 | 2 | 2 | 2 | 2 | 2 | |
| 2 | 12210-ZW9-000ZA | HEAD COMP., CYLINDER *NH8*.....DARK GRAY | 1 | 1 | 1 | 1 | 1 | 1 | |
| 3 | 12251-ZW9-003 | GASKET, CYLINDER HEAD | 1 | 1 | 1 | 1 | 1 | 1 | |
| 4 | 12310-ZW9-000 | COVER COMP., HEAD | 1 | 1 | 1 | 1 | 1 | 1 | |
| 5 | 12312-ZW9-000 | PACKING, HEAD COVER | 1 | 1 | 1 | 1 | 1 | 1 | |
| 6 | 15611-921-000 | CAP, OIL (NO GAUGE) | 1 | 1 | 1 | 1 | 1 | 1 | |
| 7 | 16617-ZW9-000 | HOLDER, CABLE (###)..... | 1 | 1 | 1 | 1 | 1 | 1 | |
| | 16617-ZW9-010 | | 1 | 1 | 1 | 1 | 1 | 1 | |

The number has been used from the initial model without revision. When shown at the left side, it is applicable to the models of No.1001801 and the subsequent numbers. When shown at the right side, it is applicable to the models up to No.1001800.

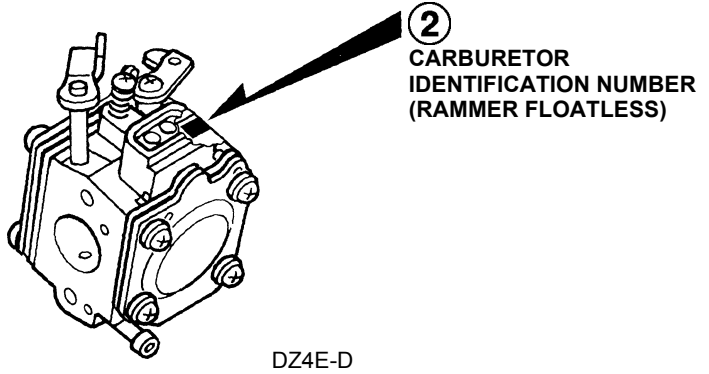
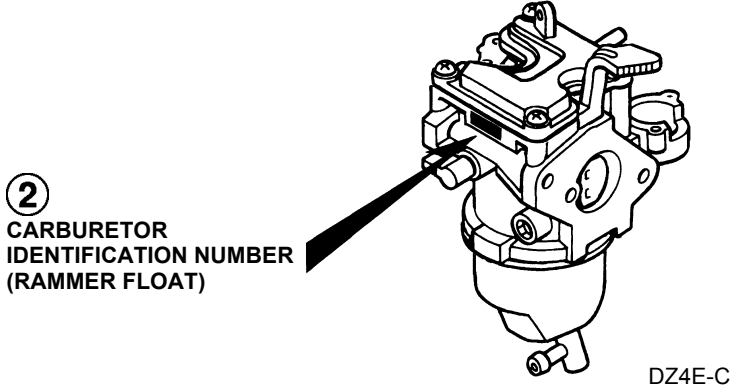
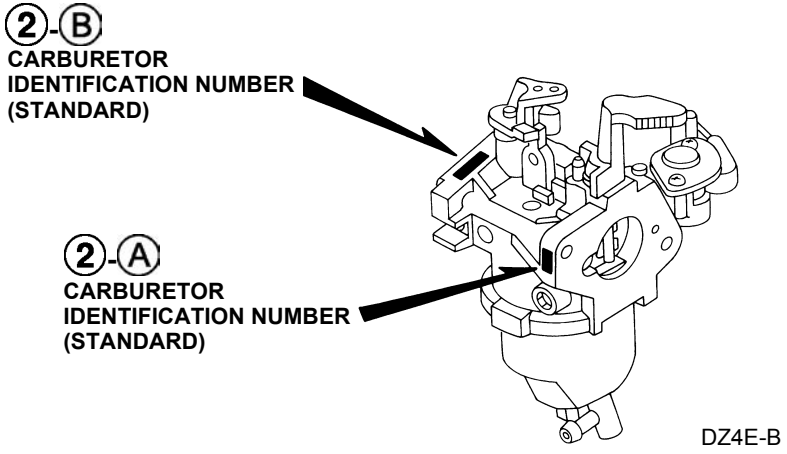
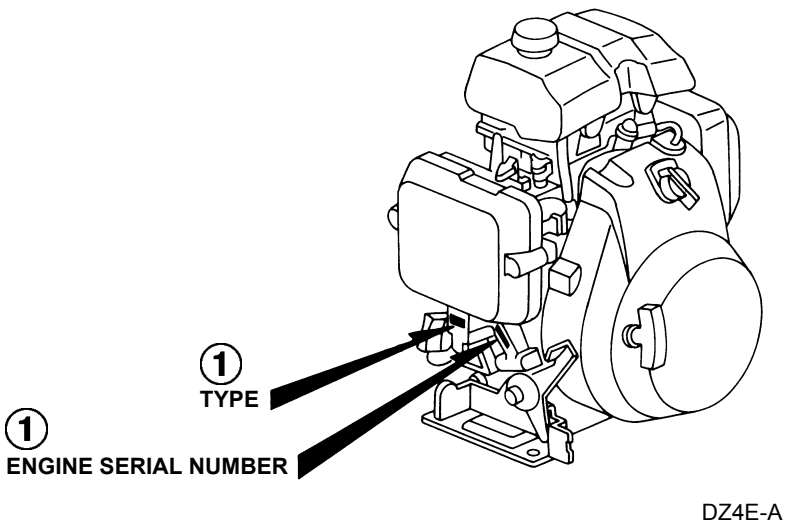
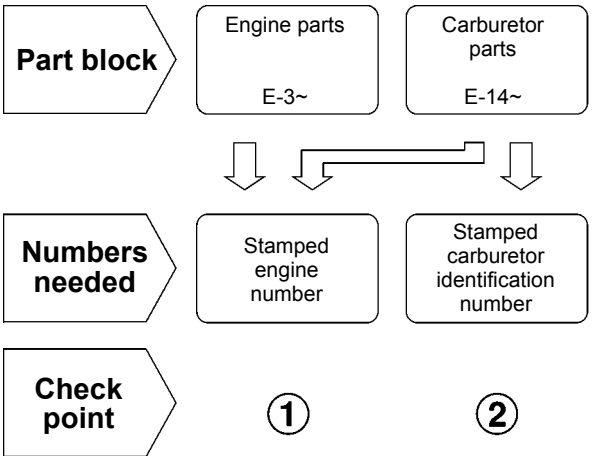
• The parts listed with "###" at the end of the parts name have limited supply period (parts not for sale).

Abbreviations used in the parts catalogue

• The following abbreviations are used in the parts name column.

- A Ampere
- A.C. Alternating current
- ASSY. Assembly
- AT. Automatic transmission
- C.D.I. Capacitive discharge ignition
- COMP. ... Complete
- D.C. Direct current
- EX. Exhaust
- G.F.C.I ... Ground fault circuit interruptor
- HEX. Hexagonal
- H.S.T. Hydrostatic transmission
- FR.Front
- IN.Inlet
- L (100L) .Link (100 Links)
- L.Left
- MMMillimeter
- MT.Manual Transmission
- P.T.O.Power take off
- R.Right
- RR.Rear
- STD.Standard
- T (22T) ...Tooth (22 Teeth)
- VVolt
- WWatt

How to check the part block and serial numbers



Models, parts catalogue codes and applicable serial numbers

- Models, parts catalogue codes and applicable serial Nos. given in this parts catalogue can be identified as follows.

| Model | Type | Parts catalogue type | Applicable engine serial No. | Applicable carburetor identification No. |
|--------|------|----------------------|------------------------------|--|
| GX100U | BE14 | BE14 | GCAGK-1000001~ | BF32F B |
| | KRAM | KRAM | | HDA 206B |
| | KRA2 | KRA2 | | BF33D B |
| | KRB | KRB | | |
| | KRBD | KRBD | | HDA 201C |
| | KRBM | KRBM | | BF33D B |
| | KRB4 | KRB4 | | HDA 201C |
| | KRE4 | KRE4 | | HDA 206B |
| | KRF2 | KRF2 | | HDA 201C |
| | KRG | KRG | | HDA 206B |
| | KRM | KRM | | HDA 201C |
| | KRMB | KRMB | | HDA 206B |
| | KRMG | KRMG | | BF33D B |
| | KRS | KRS | | |
| | KRS2 | KRS2 | | HDA 201C |
| | KRW | KRW | | BF33D B |
| KRW2 | KRW2 | HDA 201C | | |
| KR4 | KR4 | | | |

| Model | Type | Parts catalogue type | Applicable engine serial No. | Applicable carburetor identification No. |
|--------|------|----------------------|------------------------------|--|
| GX100U | QAD | QAD | GCAGK-1000001~ | BF32F B |
| | QA2 | QA2 | | |
| | QA26 | QA26 | | |
| | QBE | QBE | | |
| | QE | QE | | |
| | QE14 | QE14 | | |
| | QXU2 | QXU2 | | |
| | SA2 | SA2 | | |
| | SE | SE | | |
| | SE14 | SE14 | | |
| | SE3 | SE3 | | |
| | VA2 | VA2 | | |
| | VEA | VEA | | |
| | VEG | VEG | | |
| | VE3 | VE3 | | |
| VE4 | VE4 | BF31F A | | |
| VSW4 | VSW4 | | | |

* Of carburetor identification numbers, only the portions underlined in the example below are used for registration.

STANDARD BF 32F B KC ナ
 RAMMER FLOAT ^(A) ^(B) BF 33D B KC ナ
 RAMMER FLOATLESS HDA 206B

Features of each type

- See the following table for the features of each type. (Items in brackets are optional)

1

| Specifications | | Model | GX100U | | | | | | | | | | | | | | | | | | |
|----------------|--------------------|-------|--------|------|------|-----|------|------|------|------|------|-----|-----|------|------|-----|------|-----|------|-----|--|
| | | Type | BE14 | KRAM | KRA2 | KRB | KRBD | KRBM | KRB4 | KRE4 | KRF2 | KRG | KRM | KRMB | KRMG | KRS | KRS2 | KRW | KRW2 | KR4 | |
| Crankshaft | 15mm ø Straight | | | | | | | | | | | | | | | | | | | | |
| | 15.8mm ø Straight | | | | | | | | | | | | | | | | | | | | |
| | 17mm ø Straight | ● | | | | | | | | | | | | | | | | | | | |
| | M8 Tapered | | ● | | | | | | | | ● | | | ● | | | | ● | | | |
| | M12 Stepped thread | | | ● | ● | ● | ● | ● | ● | ● | | ● | ● | | ● | ● | | | ● | ● | |
| Oil alert | | | | | | | | | | | | | | | | | | | | | |
| Fuel tank | | ● | | | | | | | | | | | | | | | | | | | |

| Specifications | | Model | GX100U | | | | | | | | | | | | | | | | |
|----------------|--------------------|-------|--------|-----|------|-----|----|------|------|-----|----|------|-----|-----|-----|-----|-----|-----|------|
| | | Type | QAD | QA2 | QA26 | QBE | QE | QE14 | QXU2 | SA2 | SE | SE14 | SE3 | VA2 | VEA | VEG | VE3 | VE4 | VSW4 |
| Crankshaft | 15mm ø Straight | | | | | | | | ● | ● | ● | ● | | | | | | | |
| | 15.8mm ø Straight | ● | ● | ● | ● | ● | ● | ● | | | | | | | | | | | |
| | 17mm ø Straight | | | | | | | | | | | | | | | | | | |
| | M8 Tapered | | | | | | | | | | | | | ● | ● | ● | ● | ● | ● |
| | M12 Stepped thread | | | | | | | | | | | | | | | | | | |
| Oil alert | | | | | | | | ● | | | | | ● | | | | | ● | |
| Fuel tank | | ● | ● | ● | ● | ● | ● | ● | ● | ● | ● | ● | ● | ● | ● | ● | ● | ● | |

Fuel hose, general purpose hoses and vinyl hose

- The standard part fuel hose, general purpose hose and vinyl hose may be substituted by the coiled bulk part.
- When ordering the standard part fuel hose, general purpose hose and vinyl hose use the bulk part number written in the parts catalog in brackets () underneath the part name.
- When exchanging the hose, cut and use at the specified length as mentioned in the part name.
(For the method of cutting the bulk part, and method of filling out orders etc., please refer to the instructions issued with the bulk part.)

Bulk part number of fuel hose, general purpose hose and vinyl hose.

Example: 9 5 0 0 1 - 7 5 0 0 1 - 5 0 M

Bulk part number:
Refers to the bulk part.

Marking code (fuel hose and general purpose hose)

Change code (Vinyl hose)

Indicates number mark or change sequence, however, the code for the bulk part must be strictly 0 (zero).

Types of code:

- | | | | | | |
|-------------|--|----------------|--|--------------|---|
| • Fuel hose | 2: Red outside braid (3 mm inside dia. only) | • General hose | 1: Ash gray 2: Ash gray 3: Black 5: Black | • Vinyl hose | 1: Clear 2: Black 3: Light red 6: Light red 7: Pale black |
| | 5: Black inside braid | | | | |
| | 3: Red (3 mm inside dia. only) | | | | |
| | 4: Ash gray with red stripe (3 mm inside dia. only) | | | | |
| | 6: Black | | | | |

Lengths:

- 001: 1 m (standard)
003: 3 m
008: 8 m } Application or specification of some parts is not settled.

I.D code: (fuel hose and general purpose hose)

- | | | | | |
|------------|--------------------|--------------------|-----------------------------|-----------------------------|
| 30: 3.0 mm | 50: 5.0 mm | 70: 7.0 mm | 11: 11 mm | 12: 12 (outside dia. 17) mm |
| 35: 3.5 mm | 55: 5.3 mm, 5.5 mm | 75: 7.3 mm, 7.5 mm | 91: 12 (outside dia. 15) mm | 14: 14 mm |
| 45: 4.5 mm | 65: 6.5 mm | 80: 8.0 mm | 92: 12 (outside dia. 16) mm | 17: 17 mm |

ID./OD. code: (vinyl hose)

- | | | | | |
|-------------------------|--------------------------|---------------------------|---------------------------|---------------------------|
| 01: ID. 2.9, OD. 6.8 mm | 12: ID. 5.0, OD. 7.0 mm | 21: ID. 8.0, OD. 9.0 mm | 37: ID. 11.0, OD. 15.0 mm | 50: ID. 16.0, OD. 19.0 mm |
| 03: ID. 3.0, OD. 6.0 mm | 10: ID. 5.0, OD. 8.0 mm | 23: ID. 8.0, OD. 12.0 mm | 38: ID. 12.0, OD. 13.0 mm | 55: ID. 17.5, OD. 20.5 mm |
| 05: ID. 3.5, OD. 6.5 mm | 11: ID. 5.0, OD. 9.0 mm | 25: ID. 9.0, OD. 11.0 mm | 39: ID. 12.0, OD. 14.0 mm | 60: ID. 22.0, OD. 27.0 mm |
| 07: ID. 4.0, OD. 7.0 mm | 14: ID. 6.0, OD. 9.0 mm | 27: ID. 9.0, OD. 13.0 mm | 40: ID. 12.0, OD. 16.0 mm | |
| 08: ID. 4.5, OD. 6.5 mm | 17: ID. 7.0, OD. 9.0 mm | 33: ID. 10.0, OD. 14.0 mm | 43: ID. 13.0, OD. 15.0 mm | |
| 09: ID. 4.5, OD. 8.0 mm | 19: ID. 7.0, OD. 11.0 mm | 36: ID. 11.0, OD. 13.0 mm | 45: ID. 14.0, OD. 18.0 mm | |

Hose type:

- 1: Fuel hose
3: Vinyl hose
5: General hose

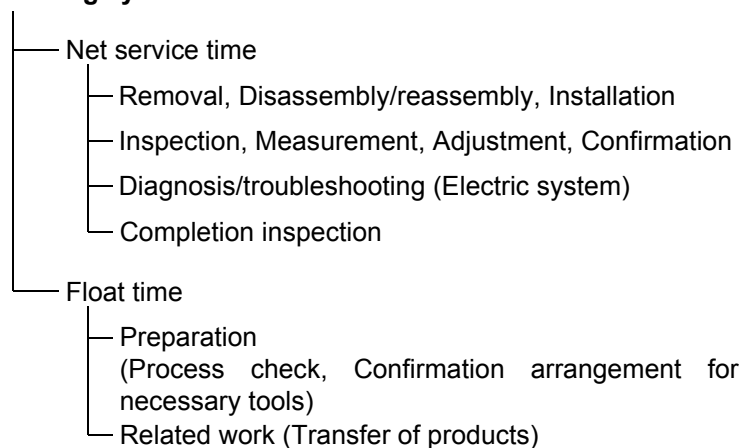
⊙ **CAUTION: It is DANGEROUS to confuse the fuel hose with the general purpose hose or vinyl hose.**

Never use a general purpose hose or vinyl hose in place of a fuel hose or vice versa. Always use the correct bulk part in the parts catalogue, according to the service manual or the instructions issued with the bulk part.

FLAT RATE SERVICE TIME

Flat rate service time (FRT) means the standard time required to service a product, which is listed in this manual to help the dealers control the actual working process and calculate the service charge by using it as a guide.

FRT setting system



* Float time is set by multiplying the net service time by a given coefficient.

Editorial style

The service items shown in the text are listed with the exchange work time for the repair sales parts as the subject. Other representative service items not using repair parts (removal/installation, adjustment, inspection/measuring, and other work) are listed collectively in the list in the preface, classified according to the work.

FRT setting standard

- Decimal system (in unit of 0.1) is adopted to set FRT as it is convenient to calculate the wage.
Example: (0.1) → 6 minutes, (0.2) → 12 minutes
[Labor cost per hour] x [FRT] = [Wage]
- FRT is set with a hand tool.
- Service items and FRT can be subject to change depending on development of tools and service equipment and improvement in service procedure.

Work procedure

- As the work procedure is set with the work time according to the method in the separate Service Manual, refer to this Manual as required.
- Work methods permitting servicing in the shortest time still permitting assurance of safe work and product warranty are used for the setting of service items not listed in the Service Manual.
- Work basically is to be performed by one person, and when two or more people are required, setting is done as the total time for the number of people.
- The set value for the technological level of the workers uses a person with three years of experience in the repair of Honda products as the standard.
- Special tools and service equipment used to set FRT are those specified or recommended in Service Manual.

Service item whose FRT is not presented

- Accessories and service parts that are not listed to use in this manual.
 - Locations with little aging deterioration or breakage during normal use.
 - Service work that can be finished by one touch.
 - Service work that is seldom done (i.e. extremely small causes of trouble and service frequency).
 - Products and parts whose location for installation differs according to its status of use and application.
- * When FRT is not presented, please calculate wages based on appropriate actual work time.

Operation not included of FRT

- Oil and coolant water draining, Waiting time for warming up operation and etc..
- Additional operation that involves removal/installation of standard exterior equipment.
- Indirect time spent for service by visiting the customer, trade-in, and delivery.
- Indirect time required for ordering and delivery of parts.
- Cost for grease, adhesive agent, etc. used for service work.

**Explanation of FRT by using an example
(The example may differ from the actual presented items)**

| Ref. No. | L.O.N. | (Relative ref. Number) Description | F.R.T. |
|----------|---------|---|--------|
| ① | 1111L1 | (1, 3, 4, 7) VALVE, INTAKE4.1 | ② |
| ③ | 1111L1A | • NOTE: OHV type • Includes: Engine removal and installation | ⑦ |
| | | One head (intake all) add1.4 | ⑤ |

- ① Reference No. of the illustration of part that shows location of the replacement work.
- ② FRT is an abbreviation of Flat Rate Time indicating the standard service time required for the replacement.
- ③ LON is an abbreviation of Labor Operation Number, and it is a classification of the service items by the work unit code.

The same operation code is used regardless of the models.

Standard operation is indicated with 6 digits code, and additional operation is indicated with 7 digits code.

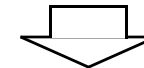
- ④ Indicating the intake valve replacement and FRT4.1.
- ⑤ Indicating FRT1.4 that will be added when additional operation (whole intake side of one cylinder head) is done in association with intake valve replacement.

- ⑥ Indicating work condition or application condition of the service item.
- ⑦ Indicating work contents that are included in the service item.
- ⑧ Indicating a reference No. whose operation and time are the same as FRT4.1 for the intake valve.

(The application range is limited to the service items without an LON setting within a same block.)

**How to refer to the service item by using the sample
(intake valve replacement)**

Open to the page of the block where the intake valve's spare part illustration is shown.



Look for the intake valve illustration, and refer to the service item and FRT that agree with the reference No.

Indication mark for the listing of service items that continues to the following page

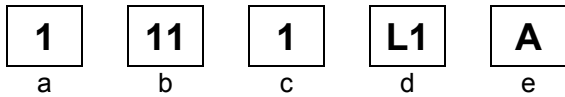
| Ref. No. | L.O.N. | (Relative ref. Number) Description | F.R.T. |
|----------|--------|---------------------------------------|--------|
| 2 | 1111L1 | VALVE, INTAKE | 4.1 |
| | . | . | . |
| | . | . | . |

+
Mark indicated at the last line.

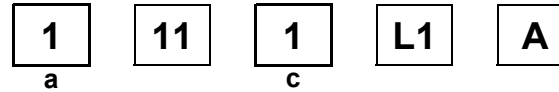
Indication of the block with no setting of FRT

| Ref. No. | L.O.N. | (Relative ref. Number) Description | F.R.T. |
|-----------------------------|--------|---------------------------------------|--------|
| NO INFORMATION | | | |

• LON code system



- a) Category code..... Engine
- b) Location/function code Engine upper
- c) Operation code..... Replace
- d) Operation sequence number (Unit code can be shown with alphabet)
..... Intake valve
(No regular rule of code)
- e) Additional code One head (intake all)
(No regular rule of code)



a) Category codes and classification

| Code | Category |
|------|----------------|
| 1 | Engine |
| 2 | Power drive |
| 3 | Fuel & Exhaust |
| 4 | Frame & Body |
| 5 | Steering |
| 6 | Electrical |
| 7 | Axle & Brake |
| 8 | Control system |
| 9 | - |
| 0 | Attachments |

c) Operation codes and classification

| Code | Operation category |
|------|---------------------------------------|
| 1 | Replace, Removal/Installation, Change |
| 2 | Overhaul |
| 3 | Adjust, Rotation |
| 4 | (Paint-related work: Top-coat) |
| 5 | Test, Inspect/diagnose, Measurement |
| 6 | (Overhaul-related work: Rebore) |
| 7 | (Overhaul-related work: Reseal) |
| 8 | (Resurface) |
| 9 | (Paint-related work: Refinish) |
| 0 | Repair, Cleaning, Air bleeding |

Major service items without using spare parts

(1) Removal/Installation, (2) Adjustment, (3) Inspection/Measurement, (4) Overhaul, (5) Other work

E: Engine, T: Transmission, D: Drive system, B: Body and related parts

(2) Adjustment

| | LON | DESCRIPTION | FRT |
|---|--------|--|-----|
| E | 1113A1 | VALVE CLEARANCE-ADJUSTMENT NOTE: For 1 product | 0.3 |
| | 1163A0 | CONTROL, THROTTLE/GOVERNOR-ADJUSTMENT | 0.2 |
| | 3113A2 | CARBURETOR IDLE-ADJUSTMENT | 0.2 |

(3) Inspection, Measurement, Cleaning

| | LON | DESCRIPTION | FRT |
|---|--------|---|-----|
| E | 1105A0 | ENGINE OIL-INSPECTION | 0.1 |
| | 3120A0 | AIR CLEANER-CLEANING INCLUDES: Air cleaner-inspection | 0.2 |
| | 3130A0 | SPARK ARRESTER-CLEANING | 0.2 |
| | 6140A0 | SPARK PLUG-ADJUSTMENT/CLEANING NOTE: For 1 product | 0.1 |

(4) Overhaul

Work condition: The required Measurements, inspections, adjustments, and cleaning/washing of each part are performed, including the main body removal/installation work and the replacement of defective parts.

| | LON | DESCRIPTION | FRT |
|---|--------|--|-----|
| E | 3112A0 | CARBURETOR-OVERHAUL INCLUDES: All necessary adjustment | 0.6 |

(5) Other work

| | LON | DESCRIPTION | FRT |
|---|--------|---|-----|
| E | 1101E1 | ENGINE OIL-CHANGE INCLUDES: Engine oil-inspection | 0.1 |

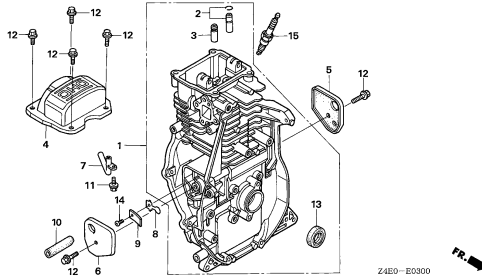
ENGINE GROUP

B15

E-3

CYLINDER BARREL

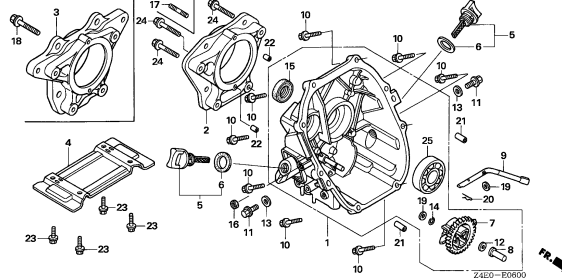
D 1



E-6

CRANKCASE COVER

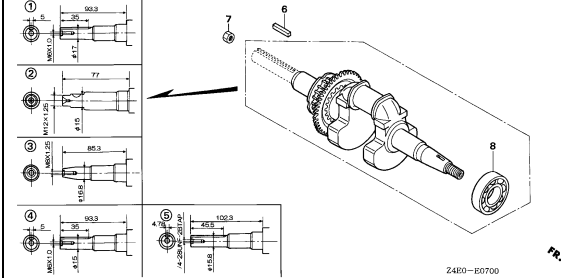
D 3



E-7

CRANKSHAFT

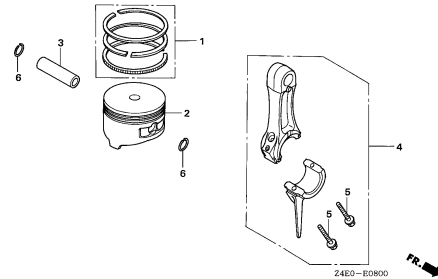
D 5



E-8

PISTON/CONNECTING ROD

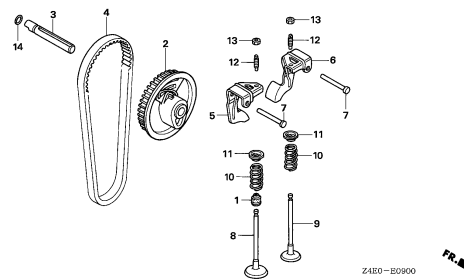
D 6



E-9

CAMSHAFT

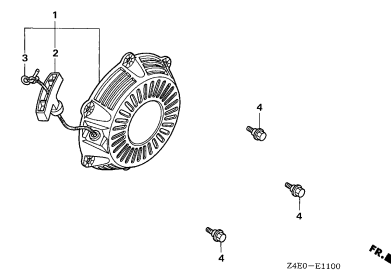
D 7



E-11

RECOIL STARTER(STANDARD)

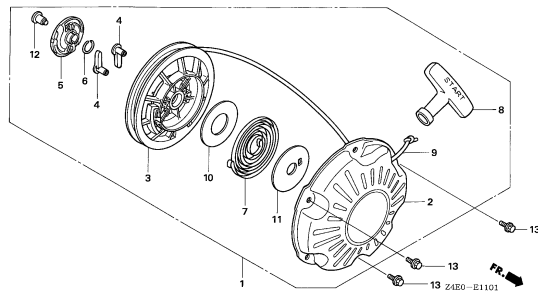
D 9



E-11-1

RECOIL STARTER(RAMMER)

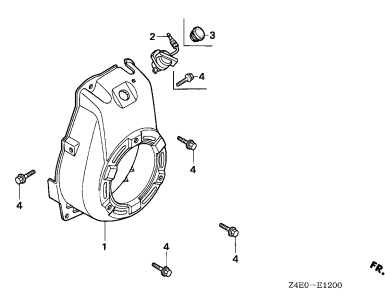
D10



E-12

FAN COVER

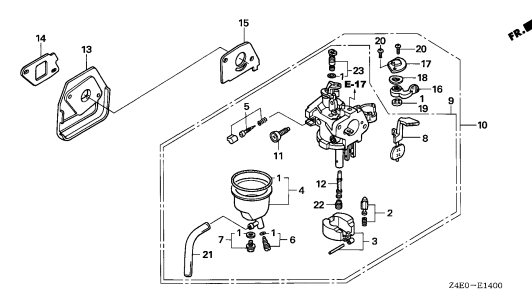
D12



E-14

CARBURETOR(STANDARD)

D13



2

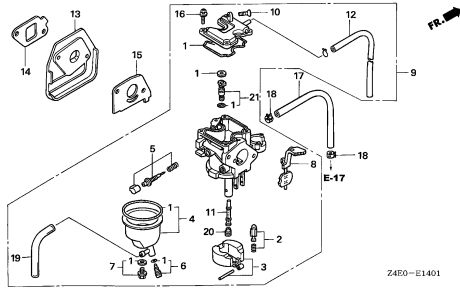
ENGINE GROUP

B16

E-14-1

CARBURETOR(RAMMER FLOAT)

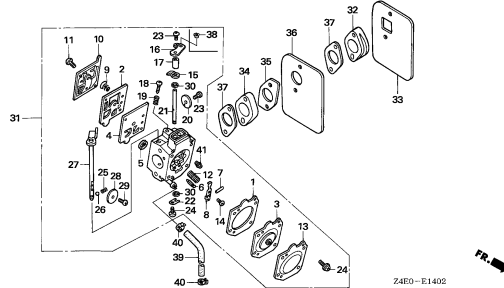
D15



E-14-2

CARBURETOR(RAMMER FLOATLESS)

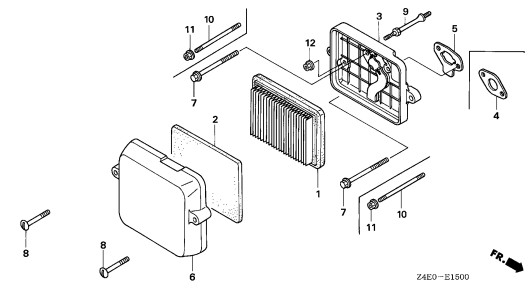
D16



E-15

AIR CLEANER

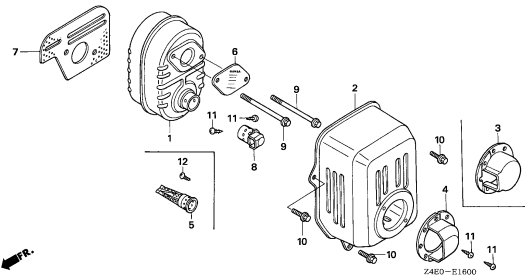
E 3



E-16

MUFFLER(STANDARD)

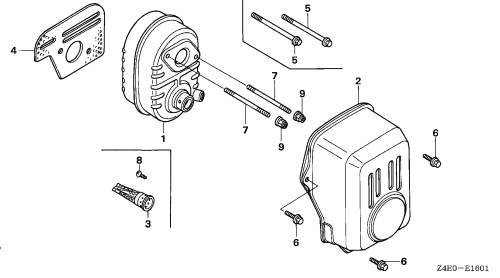
E 5



E-16-1

MUFFLER(RAMMER)

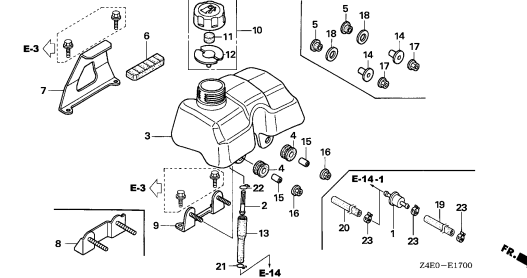
E 6



E-17

FUEL TANK

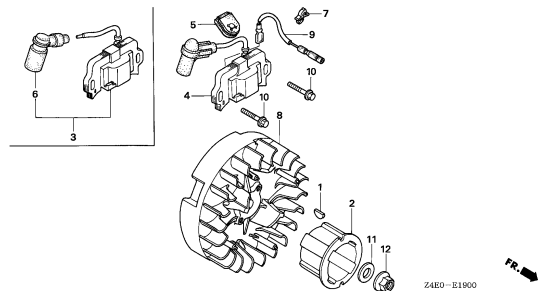
E 7



E-19

FLYWHEEL/IGNITION COIL

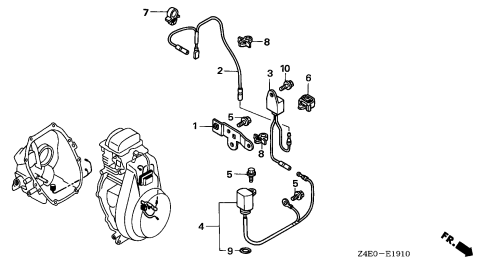
E 9



E-19-10

OIL ALERT/OIL LEVEL SWITCH

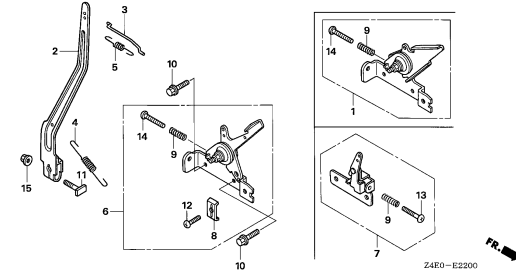
E10



E-22

CONTROL(STANDARD)

E11



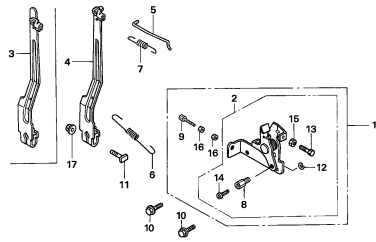
ENGINE GROUP

C 1

E-22-1

CONTROL(RAMMER REMOTE)(1)

E12

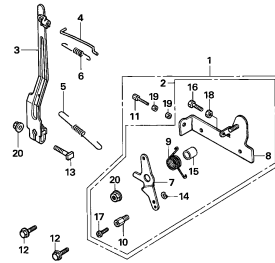


Z4E0-E2201

E-22-2

CONTROL(RAMMER REMOTE)(2)

E13

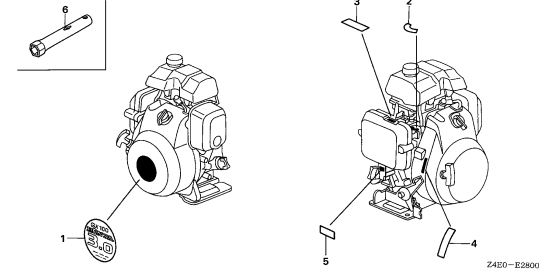


Z4E0-E2202

E-28

LABEL

E14

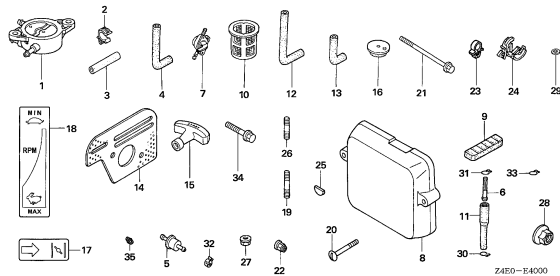


Z4E0-E2800

E-40

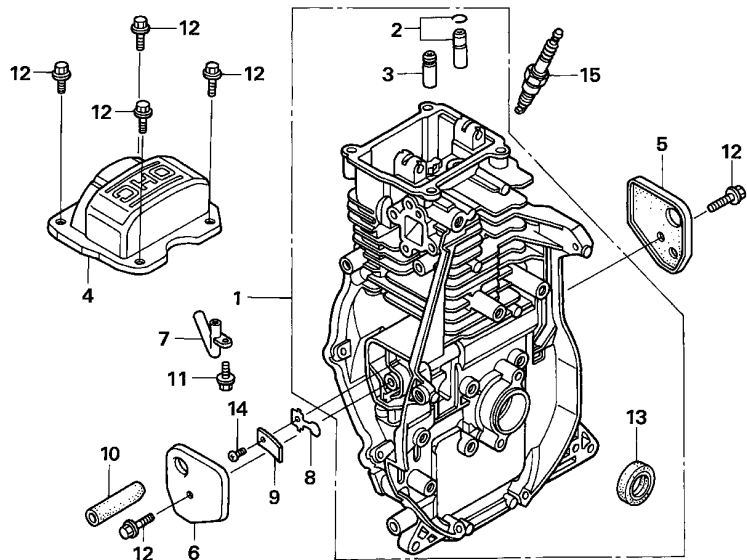
OTHER PARTS

E16



Z4E0-E4000

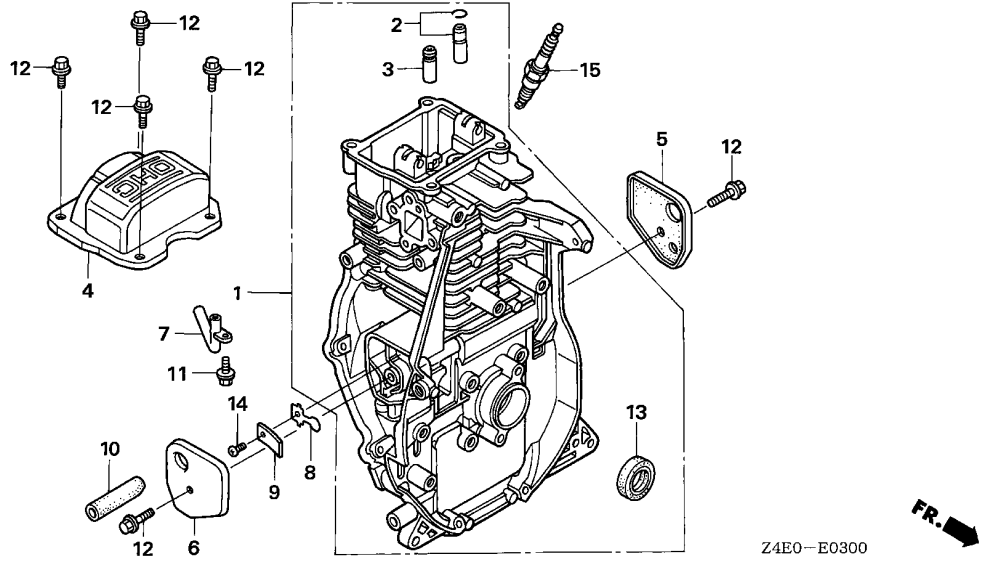
2



Z4E0-E0300

| Ref. No. | L.O.N. | (Relative ref. Number) Description | F.R.T. |
|-----------------------------|--------|--|--------|
| 1 | 1101A0 | BARREL, CYLINDER | 1.8 |
| 4 | 1111D5 | COVER, CYLINDER HEAD AND/OR PACKING, HEAD COVER | 0.2 |
| 5 | 1111S4 | COVER A, BREATHER AND/OR PACKING, BREATHER COVER | 0.3 |
| 6 | 1111S5 | COVER B, BREATHER AND/OR PACKING, BREATHER COVER | 0.3 |
| 7 | 1111G1 | PIPE, BREATHER | 0.3 |
| 8 | | (9) | |
| | 1171A8 | VALVE, OIL OUTLET | 0.3 |
| 10 | 1111K5 | TUBE, BREATHER | 0.3 |
| 13 | 1101E4 | OIL SEAL, CRANKSHAFT :FRONT .. | 1.3 |
| 15 | 6141C1 | PLUG, SPARK | 0.1 |
| .INCLUDES: Spark plug check | | | |

| Ref. No. | Part No. | Description | Reqd. QTY | Serial No. | Parts catalogue code |
|----------|----------------|-------------------------------|----------------|------------|---|
| | | | GX 100 U | | |
| 1 | 12000-Z0D-V00 | BARREL ASSY., CYLINDER | 1 | ----- | KRAM,KRA2,KRB,KRBD,KRBM,KRB4,KRE4,KRF2,KRG,KRM,KRMB,KRMG,KRS,KRS2,KRW,KRW2,KR4 |
| | 12000-Z0D-405 | | 1 | ----- | BE14,QAD,QA2,QA26,QBE,QE,QE14,QXU2,SA2,SE,SE14,SE3,VA2,VEA,VEG,VE3,VE4,VSW4 |
| 2 | 12201-Z0D-305 | GUIDE ASSY., EX. VALVE (O.S.) | (1) | ----- | |
| 3 | 12204-Z0D-305 | GUIDE, IN. VALVE (O.S.) | (1) | ----- | |
| 4 | 12311-Z0D-000 | COVER, HEAD | 1 | ----- | |
| 5 | 12355-Z0D-000 | COVER COMP. A, BREATHER | 1 | ----- | |
| 6 | 12365-Z0D-U00 | COVER COMP. B, BREATHER | 1 | ----- | VSW4 |
| | 12365-Z0D-000 | | 1 | ----- | BE14,KRAM,KRA2,KRB,KRBD,KRBM,KRB4,KRE4,KRF2,KRG,KRM,KRMB,KRMG,KRS,KRS2,KRW,KRW2,KR4,QAD,QA2,QA26,QBE,QE,QE14,QXU2,SA2,SE,SE14,SE3,VA2,VEA,VEG,VE3,VE4 |
| 7 | 15171-Z0D-V00 | PIPE, BREATHER | 1 | ----- | KRAM,KRA2,KRB,KRBD,KRBM,KRB4,KRE4,KRF2,KRG,KRM,KRMB,KRMG,KRS,KRS2,KRW,KRW2,KR4,VSW4 |
| 8 | 15571-ZM7-003 | VALVE, OIL OUTLET | 1 | ----- | BE14,KRA2,KRE4,KRF2,KRM,KRMB,KRS,KRS2,KRW,KRW2,KR4,QAD,QA2,QA26,QBE,QE,QE14,QXU2,SA2,SE,SE14,SE3,VA2,VEA,VEG,VE3,VE4,VSW4 |
| | 15571-Z0D-V71 | | 1 | ----- | KRAM,KRB,KRBD,KRBM,KRB4,KRG,KRMG |
| 9 | 15572-ZM7-000 | PLATE, STOPPER | 1 | ----- | |
| 10 | 15721-Z0D-V00 | TUBE, BREATHER | 1 | ----- | KRBM,KRE4,KRF2,KRM,KRMB,KRMG,KRW,KR4 |
| | 15721-Z0D-V70 | TUBE, BREATHER (BOMAG) | 1 | ----- | KRAM,KRG |
| | 15721-Z0D-000 | TUBE, BREATHER | 1 | ----- | BE14,KRA2,KRB,KRBD,KRB4,KRS,KRS2,KRW2,QAD,QA2,QA26,QBE,QE,QE14,QXU2,SA2,SE,SE14,SE3,VA2,VEA,VEG,VE3,VE4,VSW4 |
| 11 | 90008-ZM7-000 | BOLT, 4X10 | 1 | ----- | KRAM,KRA2,KRB,KRBD,KRBM,KRB4,KRE4,KRF2,KRG,KRM,KRMB,KRMG,KRS,KRS2,KRW,KRW2,KR4,VSW4 |
| 12 | 90014-952-000 | BOLT, FLANGE, 6X14(CT200) ... | 6 | ----- | |
| 13 | 91202-KJ9-003 | OIL SEAL, 20X32X6 | 1 | ----- | |
| 14 | 93500-03005-0A | SCREW, PAN, 3X5 | 1 | ----- | |



| Ref. No. | Part No. | Description | Reqd. QTY | | Serial No. | Parts catalogue code |
|----------|----------|-------------|-----------|---|------------|----------------------|
| | | | GX | U | | |

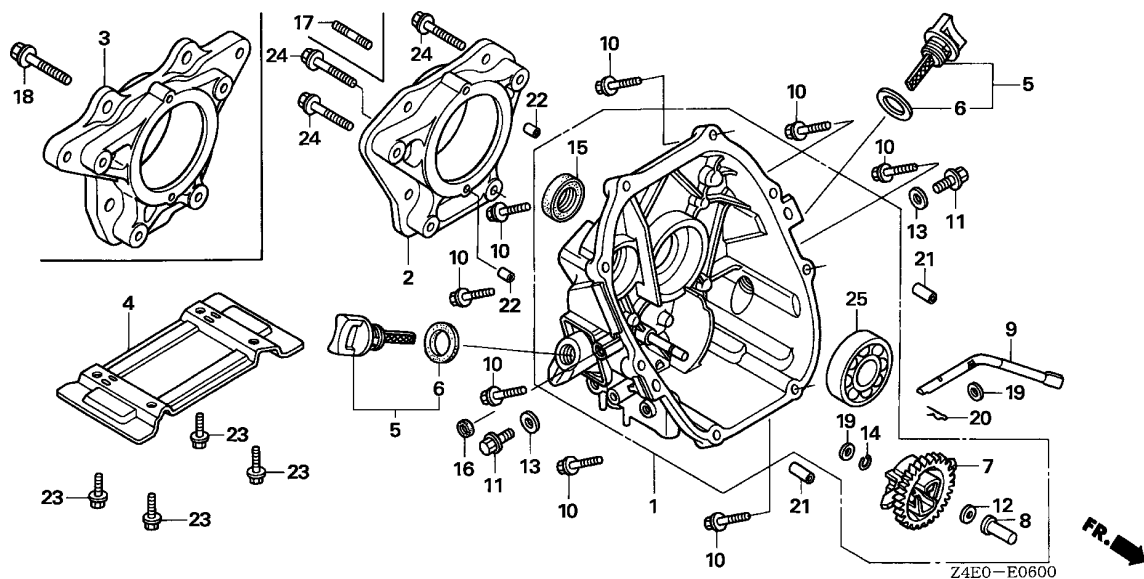
| | | | | | | |
|----|-------------|-------------------------|---|--|--|--|
| 15 | 98056-55757 | PLUG, SPARK (U16FSR-UB) | 1 | | | |
| | 98056-55777 | PLUG, SPARK (CR5HSB) | 1 | | | |



E-6

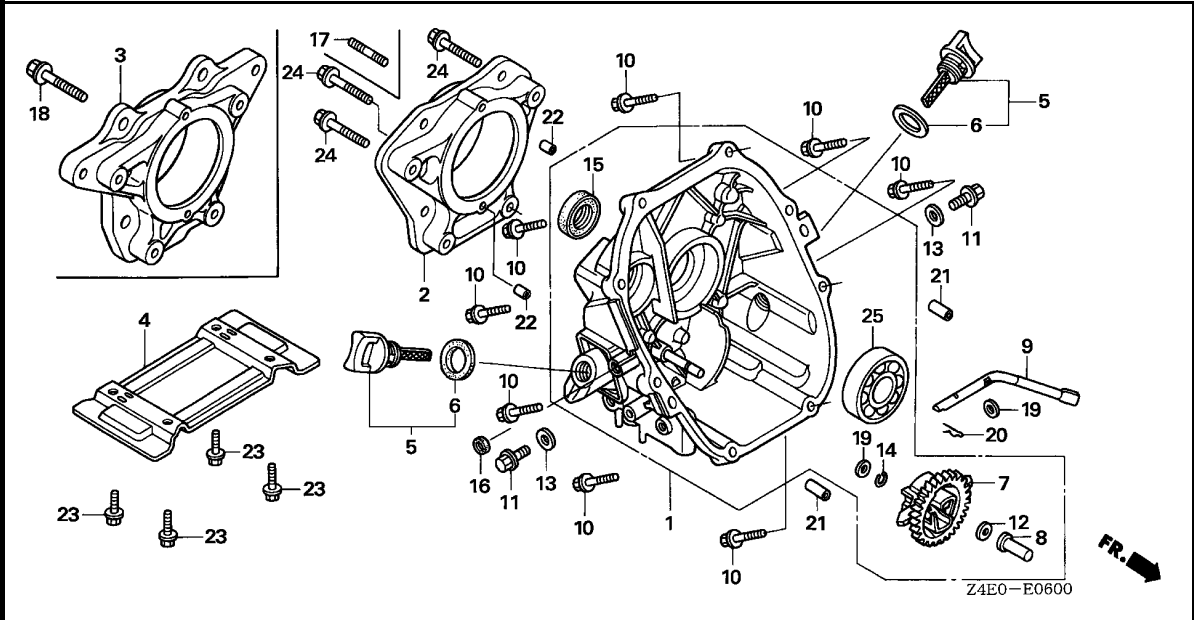
CRANKCASE COVER

D 3



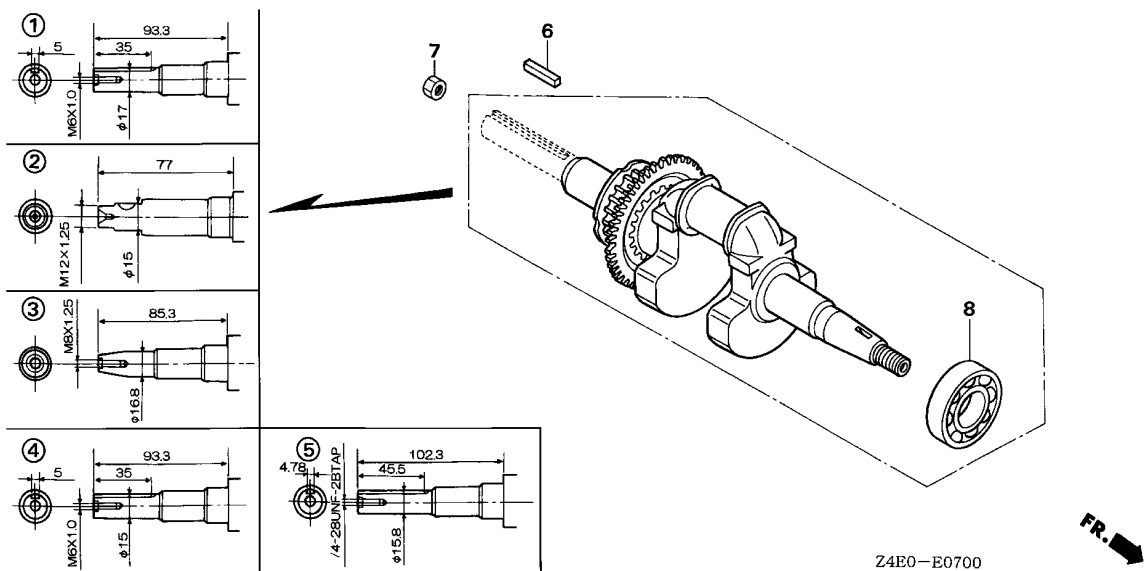
| Ref. No. | L.O.N. | (Relative ref. Number) Description | F.R.T. |
|----------|--------|------------------------------------|--------|
| 1 | 1101F1 | COVER, CRANKCASE | 0.8 |
| 2 | | (3) | |
| | 2141R7 | FLANGE, POWER TAKE OFF | 0.2 |
| 4 | 4101A5 | BED, ENGINE | 0.1 |
| 6 | 1101C6 | PACKING, OIL FILLER CAP | 0.1 |
| 7 | 1161C4 | GOVERNOR ASSEMBLY | 0.9 |
| 8 | 1161B6 | SLIDER, GOVERNOR | 0.8 |
| 9 | 1161B4 | SHAFT, GOVERNOR ARM | 0.8 |
| 15 | 1101E5 | OIL SEAL, CRANKSHAFT :REAR ... | 0.9 |
| 16 | 1101C4 | OIL SEAL, GOVERNOR ARM SHAFT - | 0.8 |
| 25 | 1101A6 | BEARING, CRANKSHAFT :REAR | 1.0 |

| Ref. No. | Part No. | Description | Reqd. QTY | Serial No. | Parts catalogue code |
|----------|---------------|-------------------------------|----------------|------------|--|
| | | | GX 100 U | | |
| 1 | 11300-Z0D-Q00 | COVER ASSY., CRANKCASE | 1 | ----- | KRAM,KRG,KRMG |
| | 11300-Z0D-Q10 | | 1 | ----- | VSW4 |
| | 11300-Z0D-405 | | 1 | ----- | BE14,SA2,SE,SE14,SE3,VEA,VEG,VE3 |
| | 11300-Z0D-406 | | 1 | ----- | QAD,QA2,QA26,QBE,QE,QE14 |
| | 11300-Z0D-407 | | 1 | ----- | QXU2,VA2,VE4 |
| | 11300-Z0D-409 | | 1 | ----- | KRA2,KRB,KRBD,KRBM,KRB4,KRE4,KRF2,KRM,KRMB,KRS,KRS2,KRW,KRW2,KR4 |
| 2 | 11511-Z0D-V00 | FLANGE, P.T.O. | 1 | ----- | KRA2,KRF2,KRMB,KRS2,KRW2,KR4 |
| 3 | 11511-Z0D-V10 | FLANGE, P.T.O. | 1 | ----- | KRB,KRBD,KRBM,KRB4,KRE4,KRM,KRS,KRW |
| 4 | 12351-Z0D-T00 | BED, ENGINE | 1 | ----- | BE14,QBE,QE14,SE14,SE3,VEA,VEG,VE3 |
| | 12351-Z0D-000 | | 1 | ----- | QAD,QA2,QA26,QE,QXU2,SA2,SE,VA2,VE4 |
| 5 | 15600-ZM7-003 | CAP ASSY., OIL FILLER | 1 | ----- | KRAM,KRA2,KRB,KRBD,KRBM,KRB4,KRE4,KRF2,KRG,KRM,KRMB,KRMG,KRS,KRS2,KRW |
| | | | 2 | ----- | KRW2,KR4,VSW4 |
| | | | 2 | ----- | BE14,QAD,QA2,QA26,QBE,QE,QE14,QXU2,SA2,SE,SE14,SE3,VA2,VEA,VEG,VE3,VE4 |
| 6 | 15625-ZE1-003 | PACKING, OIL FILLER CAP | 1 | ----- | KRAM,KRA2,KRB,KRBD,KRBM,KRB4,KRE4,KRF2,KRG,KRM,KRMB,KRMG,KRS,KRS2,KRW |
| | | | 1 | ----- | KRW2,KR4,VSW4 |
| 7 | 16510-ZL8-000 | GOVERNOR ASSY. | 1 | ----- | BE14,QAD,QA2,QA26,QBE,QE,QE14,QXU2,SA2,SE,SE14,SE3,VA2,VEA,VEG,VE3,VE4 |
| | 16510-Z0D-U00 | | 1 | ----- | BE14,KRAM,KRA2,KRB,KRBD,KRBM,KRB4,KRE4,KRF2,KRG,KRM,KRMB,KRMG,KRS,KRS2 |
| | | | 1 | ----- | KRW,KRW2,KR4,QAD,QA2,QA26,QBE,QE,QE14,QXU2,SA2,SE,SE14,SE3,VA2,VEA,VEG |
| | | | 1 | ----- | VE3,VE4 |
| | | | 1 | ----- | VSW4 |
| 8 | 16531-ZE1-000 | SLIDER, GOVERNOR | 1 | ----- | |
| 9 | 16541-Z0D-000 | SHAFT, GOVERNOR ARM | 1 | ----- | |
| 10 | 90121-952-000 | BOLT, FLANGE, 6X25(CT200) ... | 8 | ----- | |
| 11 | 90131-ZE1-000 | BOLT, DRAIN PLUG | 1 | ----- | KRAM,KRA2,KRB,KRBD,KRBM,KRB4,KRE4,KRF2,KRG,KRM,KRMB,KRMG,KRS,KRS2,KRW |
| | | | 2 | ----- | KRW2,KR4 |
| | | | 2 | ----- | BE14,QAD,QA2,QA26,QBE,QE,QE14,QXU2,SA2,SE,SE14,SE3,VA2,VEA,VEG,VE3,VE4 |
| | | | | ----- | VSW4 |



| Ref. No. | Part No. | Description | Reqd. QTY | | Serial No. | Parts catalogue code |
|----------|----------------|-------------------------------|-----------|---|------------|--|
| | | | GX | U | | |
| 12 | 90451-ZE1-000 | WASHER, THRUST, 6MM | 1 | | | |
| 13 | 90601-ZE1-000 | WASHER, DRAIN PLUG, 10.2MM .. | 1 | | | KRAM,KRA2,KRB,KRBD,KRBM,KRB4,KRE4,KRF2,KRG,KRM,KRMB,KRMG,KRS,KRS2,KRW,KRW2,KR4 |
| | | | 2 | | | BE14,QAD,QA2,QA26,QBE,QE,QE14,QXU2,SA2,SE,SE14,SE3,VA2,VEA,VEG,VE3,VE4,VSW4 |
| 14 | 90602-ZE1-000 | CLIP, GOVERNOR HOLDER | 1 | | | |
| 15 | 91202-KJ9-003 | OIL SEAL, 20X32X6 | 1 | | | |
| 16 | 91231-891-003 | OIL SEAL, 6X11X4 | 1 | | | KRAM,KRA2,KRB,KRBD,KRBM,KRB4,KRE4,KRF2,KRG,KRM,KRMB,KRMG,KRS,KRS2,KRW,KRW2,KR4 |
| 17 | 92900-08025-0E | BOLT, STUD, 8X25 | 4 | | | KRAM,KRA2,KRF2,KRS2,KRW2 |
| 18 | 93402-10040-00 | BOLT-WASHER, 10X40 | 2 | | | KRB,KRBD,KRBM,KRB4 |
| 19 | 94101-06800 | WASHER, PLAIN, 6MM | 2 | | | |
| 20 | 94251-08000 | PIN, LOCK, 8MM | 1 | | | |
| 21 | 94301-08200 | DOWEL PIN, 8X20 | 2 | | | |
| 22 | 94303-06100 | DOWEL PIN, 6X10 | 2 | | | KRA2,KRB,KRBD,KRBM,KRB4,KRE4,KRF2,KRM,KRMB,KRS,KRS2,KRW,KRW2,KR4 |
| 23 | 95701-08018-00 | BOLT, FLANGE, 8X18 | 4 | | | BE14,SA2,SE,SE14,SE3,VEA,VEG,VE3 |
| | 95701-08025-00 | BOLT, FLANGE, 8X25 | 4 | | | QAD,QA2,QA26,QBE,QE,QE14,QXU2,VA2,VE4 |
| 24 | 95701-08040-00 | BOLT, FLANGE, 8X40 | 4 | | | KRA2,KRF2,KRMB,KRS2,KRW2,KR4 |
| | 95701-08045-00 | BOLT, FLANGE, 8X45 | 4 | | | KRB,KRBD,KRBM,KRB4,KRE4,KRM,KRS,KRW |
| 25 | 96100-62040-00 | BEARING, RADIAL BALL, 6204 .. | 1 | | | |





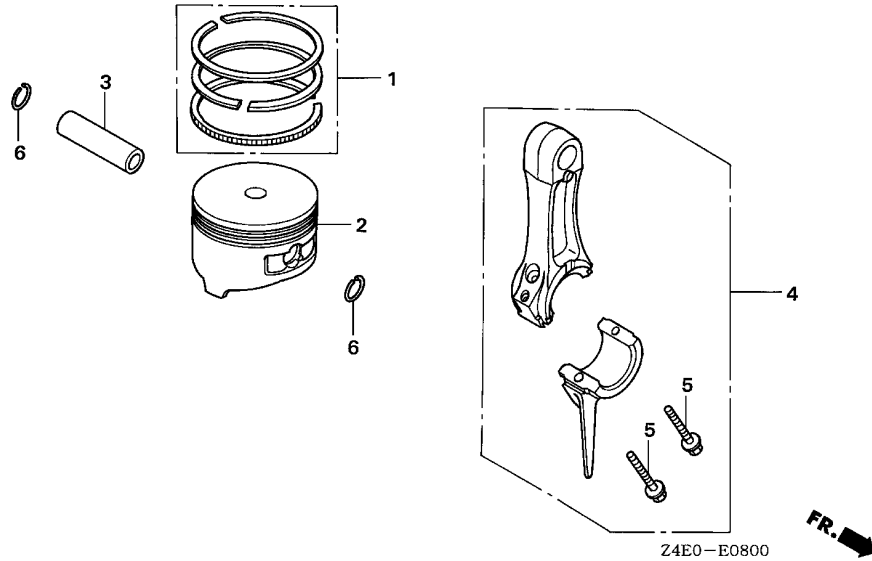
| Ref. No. | L.O.N. | (Relative ref. Number) Description | F.R.T. |
|----------|--------|------------------------------------|--------|
| 1 | | (2,3,4,5) | |
| 1101F0 | | CRANKSHAFT | 1.3 |
| 1101A4 | | BEARING, CRANKSHAFT :FRONT ... | 1.4 |

| Ref. No. | Part No. | Description | Reqd. QTY | Serial No. | Parts catalogue code |
|----------|----------------|--------------------------------|----------------|------------|---|
| | | | GX 100 U | | |
| 1 | 13310-Z0D-T10 | CRANKSHAFT COMP. | 1 | ----- | BE14 |
| 2 | 13310-Z0D-V00 | CRANKSHAFT COMP. | 1 | ----- | KRA2,KRB,KRBD,KRBM,KRB4,KRE4,KRF2,KRM,KRMB,KRS,KRS2,KRW2,KR4 |
| 3 | 13310-Z0D-V70 | CRANKSHAFT COMP. | 1 | ----- | KRAM,KRG,KRMG,KRW,VEG |
| | 13310-Z0D-910 | | 1 | ----- | VA2,VEA,VE3,VE4,VSW4 |
| 4 | 13310-Z0D-000 | CRANKSHAFT COMP. | 1 | ----- | SA2,SE,SE14,SE3 |
| 5 | 13310-Z0D-600 | CRANKSHAFT COMP. | 1 | ----- | QAD,QA2,QA26,QBE,QE,QE14,QXU2 |
| 6 | 90741-883-810 | KEY, 5X5X33 (YELLOW) | 1 | ----- | BE14,SA2,SE,SE14,SE3 |
| | 90745-ZE1-600 | KEY, 4.78X4.78X38 | 1 | ----- | QAD,QA2,QA26,QBE,QE,QE14 |
| 7 | 94002-12000-0S | NUT, HEX., 12MM | 1 | ----- | KRB,KRBD,KRBM,KRB4 |
| 8 | 91001-Z0D-V01 | BEARING, RADIAL BALL, 6204C .. | 1 | ----- | KRAM,KRA2,KRB,KRBD,KRBM,KRB4,KRE4,KRF2,KRG,KRM,KRMB,KRMG,KRS,KRS2,KRW |
| | 96100-62040-00 | BEARING, RADIAL BALL, 6204 .. | 1 | ----- | KRW2,KR4,VEG BE14,QAD,QA2,QA26,QBE,QE,QE14,QXU2,SA2,SE,SE14,SE3,VA2,VEA,VE3,VE4,VSW4 |

E-8

PISTON/CONNECTING ROD

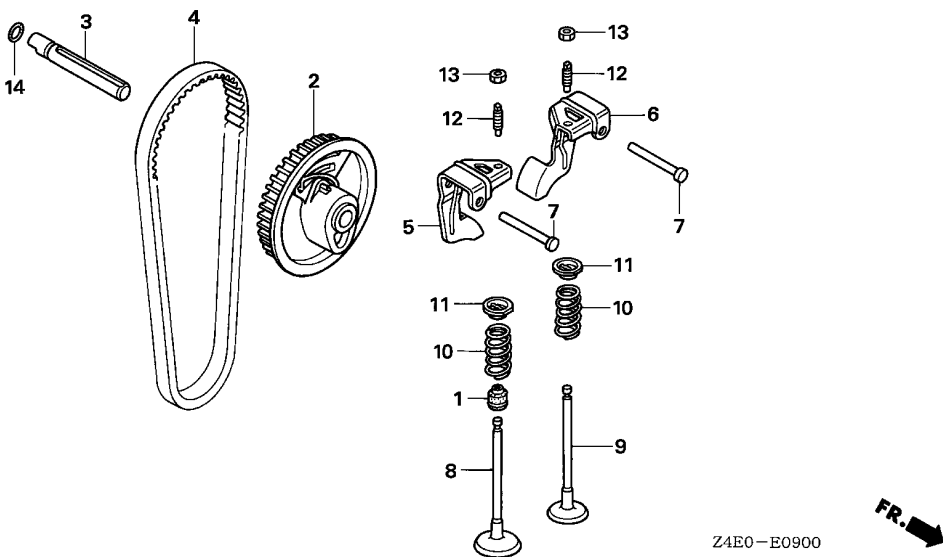
D 6



| Ref. No. | L.O.N. | (Relative ref. Number) Description | F.R.T. |
|----------|--------|--|--------|
| 2 | | (1,3,4) | |
| 1111R1 | | PISTON AND/OR RING SET AND/OR BEARING AND/OR RODINCLUDES: Inspection/ Measurement/Cleaning | 1.5 |

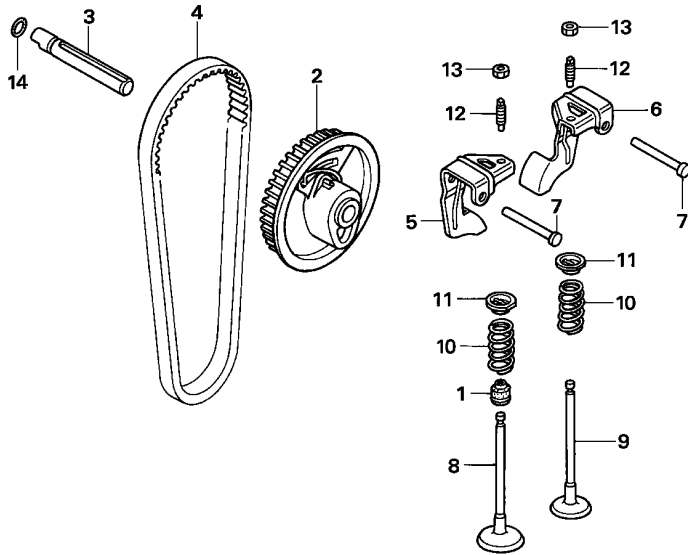
| Ref. No. | Part No. | Description | Reqd. QTY | Serial No. | Parts catalogue code |
|----------|---------------|---------------------------------------|----------------|------------|----------------------|
| | | | GX 100 U | | |
| 1 | 13010-Z0D-003 | RING SET, PISTON | 1 | | |
| 2 | 13101-Z0D-000 | PISTON | 1 | | |
| 3 | 13111-ZE0-000 | PIN, PISTON | 1 | | |
| 4 | 13200-Z0D-000 | ROD ASSY., CONNECTING | 1 | | |
| | 13200-Z0D-305 | ROD ASSY., CONNECTING (UNDER SIZE) | (1) | | |
| 5 | 90001-ZM7-000 | BOLT, CONNECTING ROD | 2 | | |
| 6 | 90551-ZE0-000 | CLIP, PISTON PIN, 13MM | 2 | | |

2



| Ref. No. | L.O.N. | (Relative ref. Number) Description | F.R.T. |
|----------|---------|--|--------|
| 1 | 1111K2 | SEAL, INTAKE VALVE STEMINCLUDES: Valve clearance adjustment | 1.5 |
| 2 | 1111N5 | PULLEY, CAMSHAFT | 0.4 |
| 3 | 1111R8 | SHAFT, CAM PULLEY | 0.3 |
| 4 | 1111N6 | BELT, TIMING | 0.9 |
| 5 | 1111A2 | ARM, ROCKER :INTAKEINCLUDES: Valve clearance adjustment | 0.4 |
| | 1111A2A | .Replace exhaust rocker arm add | 0.1 |
| 6 | 1111A1 | ARM, ROCKER :EXHAUSTINCLUDES: Valve clearance adjustment | 0.4 |
| | 1111A1A | .Replace intake rocker arm add | 0.1 |
| 8 | 1111L1 | VALVE, INTAKEINCLUDES: Valve clearance adjustment and reface | 1.6 |
| | 1111L1E | .Replace intake and exhaust all add | 0.1 |
| 9 | 1111L0 | VALVE, EXHAUSTINCLUDES: Valve clearance adjustment and reface | 1.6 |
| | | + | |

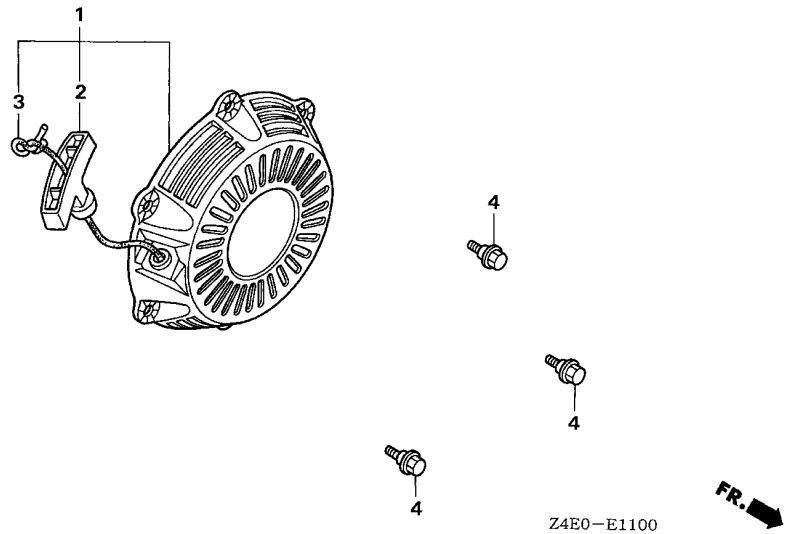
| Ref. No. | Part No. | Description | Reqd. QTY | Serial No. | Parts catalogue code |
|----------|---------------|-------------------------------|----------------|------------|----------------------|
| | | | GX 100 U | | |
| 1 | 12209-KT7-013 | SEAL, VALVE STEM | 1 | | |
| 2 | 14320-Z0D-010 | PULLEY COMP., CAMSHAFT | 1 | | |
| 3 | 14324-Z0D-000 | SHAFT, CAM PULLEY | 1 | | |
| 4 | 14400-Z0D-003 | BELT, TIMING (61YU7 G-200) .. | 1 | | |
| 5 | 14431-Z0D-000 | ARM, IN. VALVE ROCKER | 1 | | |
| 6 | 14441-Z0D-000 | ARM, EX. VALVE ROCKER | 1 | | |
| 7 | 14461-ZL8-000 | SHAFT, ROCKER ARM | 2 | | |
| 8 | 14711-Z0D-000 | VALVE, IN. | 1 | | |
| 9 | 14721-Z0D-000 | VALVE, EX. | 1 | | |
| 10 | 14751-Z0D-000 | SPRING, VALVE | 2 | | |
| 11 | 14771-ZM3-010 | RETAINER, VALVE SPRING | 2 | | |
| 12 | 90012-333-000 | SCREW, TAPPET ADJUSTING | 2 | | |
| 13 | 90206-001-000 | NUT, TAPPET ADJUSTING | 2 | | |
| 14 | 91301-ZM0-V31 | O-RING, 6.8X1.9(ARAI) | 1 | | |



Z4E0-E0900



| Ref. No. | L.O.N. | (Relative ref. Number) Description | F.R.T. |
|----------|---------|--|--------|
| + 9 | 1111L0E | .Replace intake and exhaust all add | 0.1 |
| 10 | 1111P3 | SPRING, VALVE :INTAKE | 1.5 |
| | | .INCLUDES: Valve clearance adjustment | |
| | 1111P3A | .Replace intake and exhaust all add | 0.1 |
| | 1111P4 | SPRING, VALVE :EXHAUST | 1.5 |
| | | .INCLUDES: Valve clearance adjustment | |
| | 1111P4A | .Replace intake and exhaust all add | 0.1 |



| Ref. No. | L.O.N. | (Relative ref. Number) Description | F.R.T. |
|----------|--------|------------------------------------|--------|
| 1 | 1121B9 | STARTER, RECOIL | 0.1 |
| 2 | 1121A3 | GRIP, RECOIL STARTER | 0.1 |
| 3 | 1121B3 | ROPE, RECOIL STARTER | 0.3 |

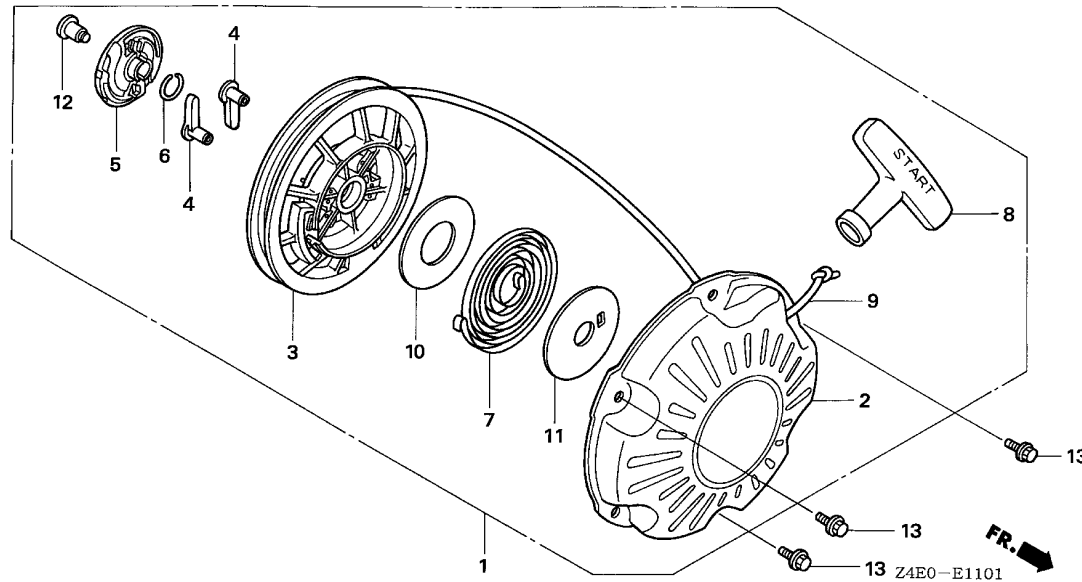
2

| Ref. No. | Part No. | Description | Reqd. QTY | Serial No. | Parts catalogue code |
|----------|-----------------|-------------------------|-----------|------------|--|
| 1 | 28400-Z0D-U01ZA | STARTER ASSY., RECOIL | | | |
| | | *NH1*.....BLACK | 1 | ----- | VSW4 |
| | 28400-Z0D-003ZB | *NH1*.....BLACK | 1 | ----- | QE14,SE14 |
| | 28400-Z0D-003ZC | *R280*.....POWER RED | 1 | ----- | QAD,QA2,QA26,QBE,QE,QE14,QXU2,SA2,SE,SE14,VA2,VE4 |
| 2 | 28461-Z0D-003 | GRIP, STARTER | 1 | ----- | QAD,QA2,QA26,QBE,QE,QE14,QXU2,SA2,SE,SE14,VA2,VE4 |
| 3 | 28462-Z0D-003 | ROPE, STARTER | 1 | ----- | QAD,QA2,QA26,QBE,QE,QE14,QXU2,SA2,SE,SE14,VA2,VE4,VSW4 |
| 4 | 90002-Z0D-000 | BOLT, FLANGE, 6MM | 3 | ----- | QAD,QA2,QA26,QBE,QE,QE14,QXU2,SA2,SE,SE14,VA2,VE4,VSW4 |

E-11-1

RECOIL STARTER(RAMMER)

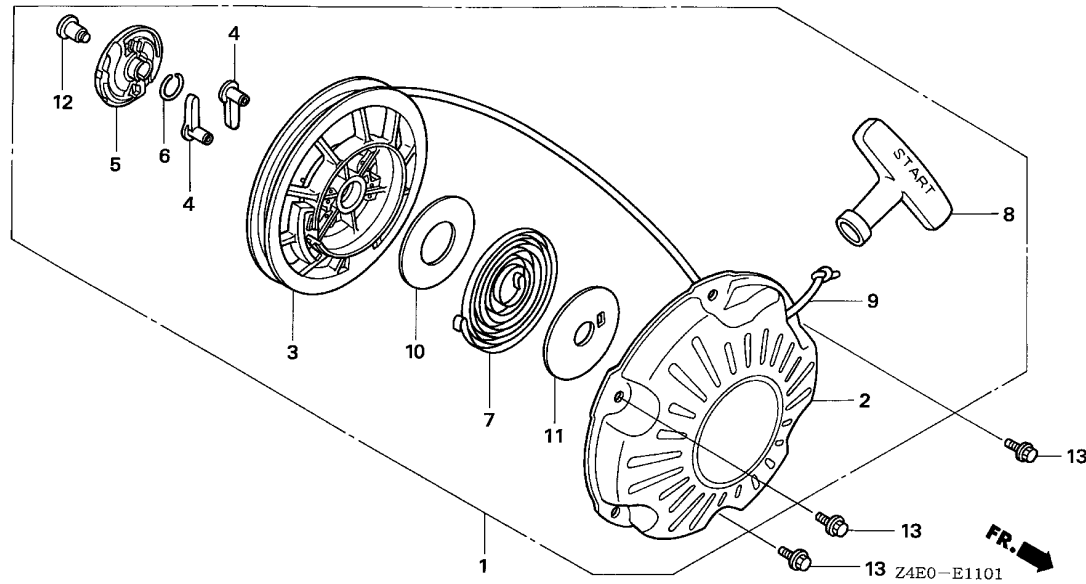
D10



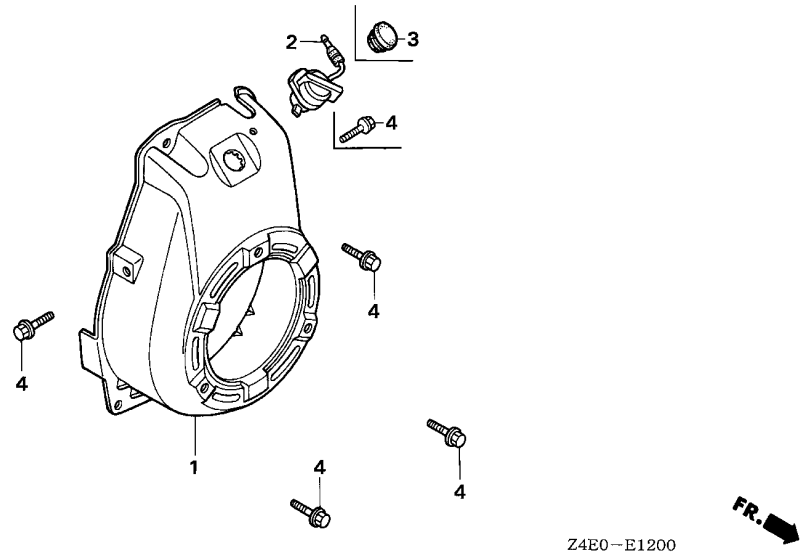
| Ref. No. | L.O.N. | (Relative ref. Number) Description | F.R.T. |
|----------|--------|---|--------|
| 1 | 1121B9 | STARTER, RECOIL | 0.1 |
| 3 | 1121B1 | REEL, RECOIL STARTER | 0.3 |
| 4 | 1121B0 | RATCHET, STARTER AND/OR SPRING, RATCHET | 0.2 |
| 5 | 1121A4 | GUIDE, RATCHET | 0.2 |
| 7 | 1121B7 | SPRING, RECOIL STARTER RETURN | 0.3 |
| 9 | 1121D0 | ROPE, RECOIL STARTER(A) | 0.4 |

| Ref. No. | Part No. | Description | Reqd. QTY | Serial No. | Parts catalogue code |
|----------|-----------------|---|----------------|------------|--|
| | | | GX 100 U | | |
| 1 | 28400-Z0D-V02ZA | STARTER ASSY., RECOIL *NH1*.....BLACK | 1 | ----- | BE14,KRAM,KRA2,KRB,KRBD,KRBM,KRB4,KRE4,KRF2,KRG,KRM,KRMG,KRW,KRW2,KR4,SE3 VEA,VEG,VE3 |
| | 28400-Z0D-V02ZC | *R280*.....POWER RED | 1 | ----- | BE14,KRAM,KRA2,KRB,KRB4,KRE4,KRG,KRM,KRMB,KRS,KRS2,KRW,KR4,SE3,VE3 |
| | 28400-Z0D-V02ZD | *NH105*...MAT BLACK (#15-#20) | 1 | ----- | KRS2 |
| 2 | 28410-Z0D-V02ZA | CASE COMP., RECOIL STARTER *NH1*.....BLACK | 1 | ----- | BE14,KRAM,KRA2,KRB,KRBD,KRBM,KRB4,KRE4,KRF2,KRG,KRM,KRMG,KRW,KRW2,KR4,SE3 VEA,VEG,VE3 |
| | 28410-Z0D-V02ZC | *R280*.....POWER RED | 1 | ----- | BE14,KRAM,KRA2,KRB,KRB4,KRE4,KRG,KRM,KRMB,KRS,KRS2,KRW,KR4,SE3,VE3 |
| | 28410-Z0D-V02ZD | *NH105*...MAT BLACK (#15-#20) | 1 | ----- | KRS2 |
| 3 | 28421-Z0D-V02 | REEL, RECOIL STARTER | 1 | ----- | BE14,KRAM,KRA2,KRB,KRBD,KRBM,KRB4,KRE4,KRF2,KRG,KRM,KRMB,KRMG,KRS,KRS2 KRW,KRW2,KR4,SE3,VEA,VEG,VE3 |
| 4 | 28422-ZG0-W02 | RATCHET, STARTER | 2 | ----- | BE14,KRAM,KRA2,KRB,KRBD,KRBM,KRB4,KRE4,KRF2,KRG,KRM,KRMB,KRMG,KRS,KRS2 KRW,KRW2,KR4,SE3,VEA,VEG,VE3 |
| 5 | 28433-ZG0-W02 | GUIDE, RATCHET | 1 | ----- | BE14,KRAM,KRA2,KRB,KRBD,KRBM,KRB4,KRE4,KRF2,KRG,KRM,KRMB,KRMG,KRS,KRS2 KRW,KRW2,KR4,SE3,VEA,VEG,VE3 |
| 6 | 28441-ZW6-003 | SPRING, FRICTION | 1 | ----- | BE14,KRAM,KRA2,KRB,KRBD,KRBM,KRB4,KRE4,KRF2,KRG,KRM,KRMB,KRMG,KRS,KRS2 KRW,KRW2,KR4,SE3,VEA,VEG,VE3 |
| 7 | 28442-ZH8-003 | SPRING, RECOIL STARTER | 1 | ----- | BE14,KRAM,KRA2,KRB,KRBD,KRBM,KRB4,KRE4,KRF2,KRG,KRM,KRMB,KRMG,KRS,KRS2 KRW,KRW2,KR4,SE3,VEA,VEG,VE3 |
| 8 | 28461-ZH8-003 | GRIP, STARTER | 1 | ----- | BE14,KRAM,KRA2,KRB,KRBD,KRBM,KRB4,KRE4,KRF2,KRG,KRM,KRMB,KRMG,KRS,KRS2 KRW,KRW2,KR4,SE3,VEA,VEG,VE3 |
| 9 | 28462-Z0D-V02 | ROPE, RECOIL STARTER | 1 | ----- | BE14,KRAM,KRA2,KRB,KRBD,KRBM,KRB4,KRE4,KRF2,KRG,KRM,KRMB,KRMG,KRS,KRS2 KRW,KRW2,KR4,SE3,VEA,VEG,VE3 |
| 10 | 28467-Z0D-V02 | PLATE, SIDE | 1 | ----- | BE14,KRAM,KRA2,KRB,KRBD,KRBM,KRB4,KRE4,KRF2,KRG,KRM,KRMB,KRMG,KRS,KRS2 KRW,KRW2,KR4,SE3,VEA,VEG,VE3 |

2



| Ref. No. | Part No. | Description | Reqd. QTY | | Serial No. | Parts catalogue code |
|----------|----------------|-------------------|-----------|---|------------|---|
| | | | GX | U | | |
| 11 | 28468-Z0D-V02 | PLATE, SLIDE | 1 | | | BE14,KRAM,KRA2,KRB,KRBD,KRBM,KRB4,KRE4,KRF2,KRG,KRM,KRMB,KRMG,KRS,KRS2,KRW,KRW2,KR4,SE3,VEA,VEG,VE3 |
| 12 | 90003-ZH8-003 | SCREW, SETTING | 1 | | | BE14,KRAM,KRA2,KRB,KRBD,KRBM,KRB4,KRE4,KRF2,KRG,KRM,KRMB,KRMG,KRS,KRS2,KRW,KRW2,KR4,SE3,VEA,VEG,VE3 |
| 13 | 95701-06008-00 | BOLT, FLANGE, 6X8 | 3 | | | BE14,KRAM,KRA2,KRB,KRBD,KRBM,KRB4,KRE4,KRF2,KRG,KRM,KRMB,KRMG,KRS,KRS2,KRW,KRW2,KR4,SE3,VEA,VEG,VE3 |



| Ref. No. | L.O.N. | (Relative ref. Number) Description | F.R.T. |
|----------|--------|------------------------------------|--------|
| 1 | 1141G8 | COVER, ENGINE COOLING FAN | 0.2 |
| 2 | 6151D9 | SWITCH, ENGINE STOP | 0.2 |

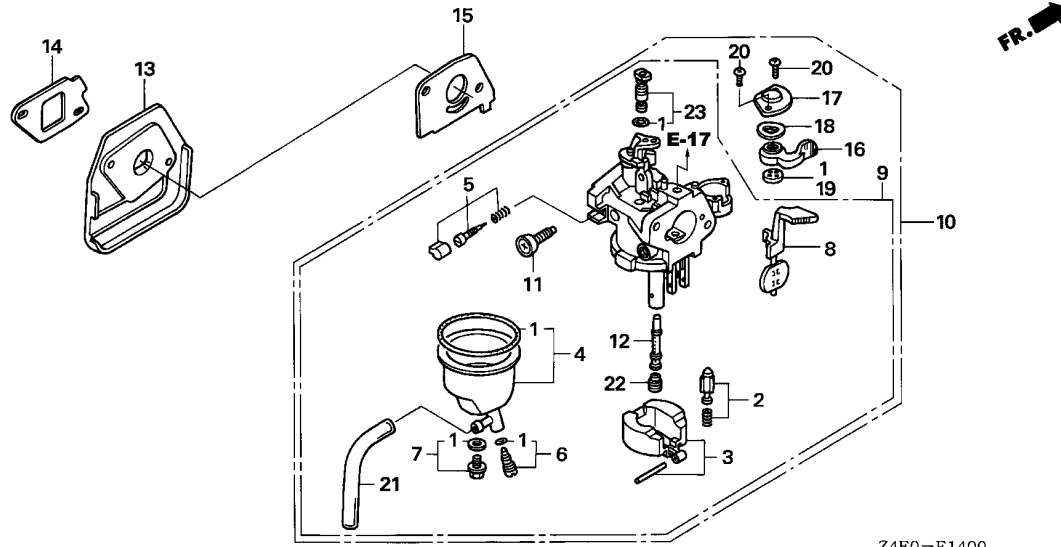
| Ref. No. | Part No. | Description | Reqd. QTY | Serial No. | Parts catalogue code |
|----------|-----------------|-------------------------------|----------------|------------|---|
| | | | GX 100 U | | |
| 1 | 19610-Z0D-T00ZA | COVER COMP., FAN | 1 | | |
| | *NH1* |BLACK | 1 | ----- | BE14,SE3,VEA,VEG,VE3 |
| | 19610-Z0D-T00ZB | *R280*.....POWER RED | 1 | ----- | BE14,SE3,VE3 |
| | 19610-Z0D-V00ZB | *NH1*.....BLACK | 1 | ----- | KRAM,KRA2,KRB,KRBD,KRBM,KRB4,KRE4,KRF2,CRG,KRM,KRMG,KRW,KRW2,KR4 |
| | 19610-Z0D-V00ZC | *R280*.....POWER RED | 1 | ----- | KRAM,KRA2,KRB,KRB4,KRE4,CRG,KRM,KRMB,KRS,KRS2,KRW,KR4 |
| | 19610-Z0D-V00ZD | *NH105*...MAT BLACK (#15-#20) | 1 | ----- | KRS2 |
| | 19610-Z0D-000ZB | *NH1*.....BLACK | 1 | ----- | QE14,SE14 |
| | 19610-Z0D-000ZC | *R280*.....POWER RED | 1 | ----- | QAD,QA2,QA26,QBE,QE,QE14,SA2,SE,SE14 |
| | 19610-Z0D-800ZB | *NH1*.....BLACK | 1 | ----- | VSW4 |
| | 19610-Z0D-800ZC | *R280*.....POWER RED | 1 | ----- | QXU2,VA2,VE4 |
| 2 | 35120-Z0D-V81 | SWITCH ASSY., ENGINE STOP ... | 1 | ----- | BE14,KRAM,KRA2,KRB,KRBD,KRBM,KRB4,KRE4,KRF2,KRM,KRMB,KRS,KRW,KRW2,KR4,QAD QA2,QA26,QBE,QE,QE14,QXU2,SA2,SE,SE14,SE3,VA2,VEA,VEG,VE3,VE4 |
| 3 | 81329-567-020 | GROMMET, DRAIN HOLE | 1 | ----- | KRG,KRMG,KRS2,VSW4 |
| 4 | 90014-952-000 | BOLT, FLANGE, 6X14(CT200) ... | 4 | ----- | BE14,KRAM,KRA2,KRB,KRBD,KRBM,KRB4,KRE4,KRF2,CRG,KRM,KRMB,KRMG,KRS,KRS2 KRW,KRW2,KR4,QAD,QA2,QA26,QBE,QE,QE14,QXU2,SA2,SE,SE14,SE3,VA2,VEA,VEG VE3,VE4 |
| | | | 5 | ----- | VSW4 |



E-14

CARBURETOR(STANDARD)

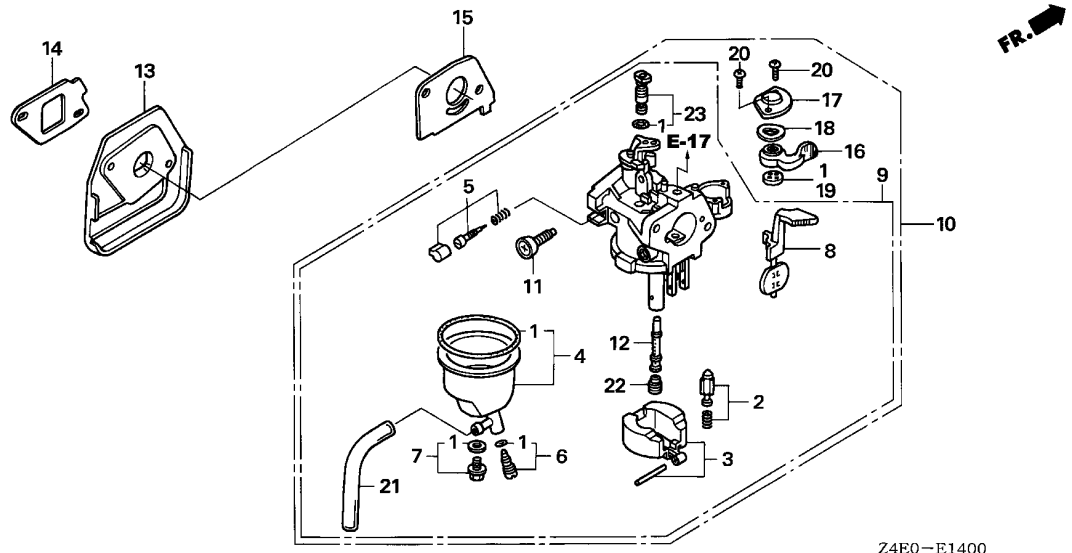
D13



Z4E0-E1400

| Ref. No. | L.O.N. | (Relative ref. Number) Description | F.R.T. |
|----------|--------|---|--------|
| 1 | 3111B1 | GASKET SET, CARBURETOR | 0.3 |
| 2 | 3111E1 | VALVE SET, FLOAT AND/OR FLOAT SET | 0.3 |
| 4 | 3111A3 | CHAMBER SET, FLOAT AND/OR GASKET, FLOAT CHAMBER | 0.2 |
| 5 | 3111D7 | SCREW SET, PILOT | 0.2 |
| 8 | 8101C5 | CHOKE SET, CARBURETOR | 0.2 |
| 10 | 3111F3 | CARBURETOR | 0.2 |
| 13 | 3111C0 | INSULATOR, CARBURETOR AND/OR PACKING, INSULATOR | 0.2 |
| 15 | 3111C8 | PACKING, CARBURETOR | 0.2 |
| 19 | 3101C5 | PACKING, FUEL COCK | 0.2 |
| 22 | 3111C3 | JET, MAIN | 0.3 |

| Ref. No. | Part No. | Description | Reqd. QTY | Serial No. | Parts catalogue code |
|----------|---------------|----------------------------|-----------|--|----------------------|
| 1 | 16010-ZG0-015 | GASKET SET | 1 | VSW4 | |
| | 16010-ZM7-003 | | 1 | BE14,QAD,QA2,QA26,QBE,QE,QE14,QXU2,SA2,SE,SE14,SE3,VA2,VEA,VEG,VE3,VE4 | |
| 2 | 16011-ZE0-005 | VALVE SET, FLOAT | 1 | BE14,QAD,QA2,QA26,QBE,QE,QE14,QXU2,SA2,SE,SE14,SE3,VA2,VEA,VEG,VE3,VE4 | |
| 3 | 16013-ZG0-811 | FLOAT SET | 1 | VSW4 | |
| | | | 1 | BE14,QAD,QA2,QA26,QBE,QE,QE14,QXU2,SA2,SE,SE14,SE3,VA2,VEA,VEG,VE3,VE4 | |
| 4 | 16015-ZM7-003 | CHAMBER SET, FLOAT | 1 | VSW4 | |
| | | | 1 | BE14,QAD,QA2,QA26,QBE,QE,QE14,QXU2,SA2,SE,SE14,SE3,VA2,VEA,VEG,VE3,VE4 | |
| 5 | 16016-ZH7-W01 | SCREW SET, PILOT | 1 | BE14,QAD,QA2,QA26,QBE,QE,QE14,QXU2,SA2,SE,SE14,SE3,VA2,VEA,VEG,VE3,VE4 | |
| | | | 1 | VSW4 | |
| 6 | 16024-ZB9-005 | SCREW SET, DRAIN | 1 | BE14,QAD,QA2,QA26,QBE,QE,QE14,QXU2,SA2,SE,SE14,SE3,VA2,VEA,VEG,VE3,VE4 | |
| | | | 1 | VSW4 | |
| 7 | 16028-ZG0-811 | SCREW SET | 1 | BE14,QAD,QA2,QA26,QBE,QE,QE14,QXU2,SA2,SE,SE14,SE3,VA2,VEA,VEG,VE3,VE4 | |
| | | | 1 | VSW4 | |
| 8 | 16044-Z0D-003 | CHOKE SET | 1 | BE14,QAD,QA2,QA26,QBE,QE,QE14,QXU2,SA2,SE,SE14,SE3,VA2,VEA,VEG,VE3,VE4 | |
| | | | 1 | VSW4 | |
| 9 | 16100-Z0D-U01 | CARBURETOR ASSY. (BF31F A) | 1 | VSW4 | |
| 10 | 16100-Z0D-013 | CARBURETOR ASSY. (BF32F B) | 1 | BE14,QAD,QA2,QA26,QBE,QE,QE14,QXU2,SA2,SE,SE14,SE3,VA2,VEA,VEG,VE3,VE4 | |
| 11 | 16124-ZE0-005 | SCREW, THROTTLE STOP | 1 | BE14,QAD,QA2,QA26,QBE,QE,QE14,QXU2,SA2,SE,SE14,SE3,VA2,VEA,VEG,VE3,VE4 | |
| | | | 1 | VSW4 | |
| 12 | 16166-Z0D-003 | NOZZLE, MAIN | 1 | BE14,QAD,QA2,QA26,QBE,QE,QE14,QXU2,SA2,SE,SE14,SE3,VA2,VEA,VEG,VE3,VE4 | |
| | | | 1 | VSW4 | |
| 13 | 16211-Z0D-000 | INSULATOR, CARBURETOR | 1 | BE14,QAD,QA2,QA26,QBE,QE,QE14,QXU2,SA2,SE,SE14,SE3,VA2,VEA,VEG,VE3,VE4 | |
| | | | 1 | VSW4 | |
| 14 | 16212-Z0D-000 | PACKING, INSULATOR | 1 | BE14,QAD,QA2,QA26,QBE,QE,QE14,QXU2,SA2,SE,SE14,SE3,VA2,VEA,VEG,VE3,VE4 | |
| | | | 1 | VSW4 | |



Z4E0-E1400

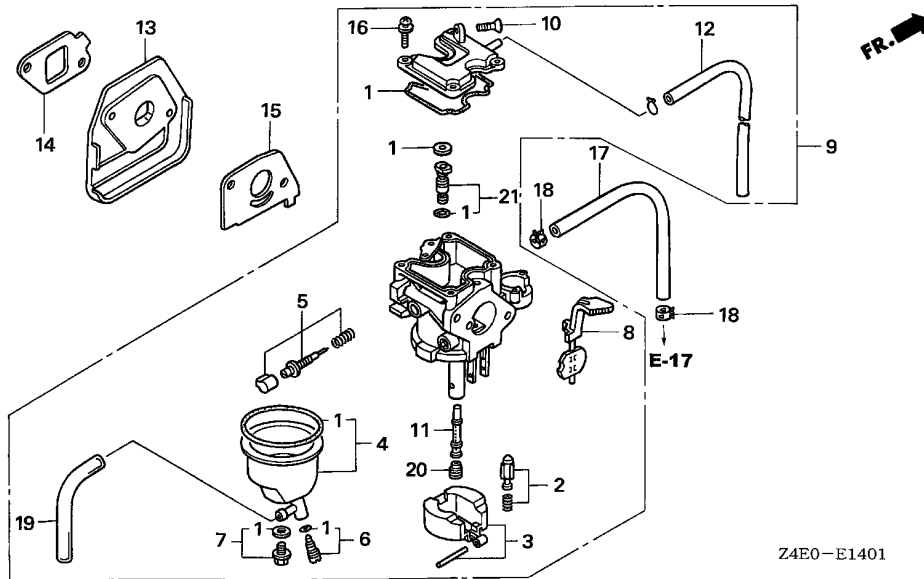
| Ref. No. | Part No. | Description | Reqd. QTY | | Serial No. | Parts catalogue code |
|----------|----------------|---|-----------|---|------------|---|
| | | | GX | U | | |
| 15 | 16221-ZG0-801 | PACKING, CARBURETOR | 1 | | | BE14,QAD,QA2,QA26,QBE,QE,QE14,QXU2,SA2,SE,SE14,SE3,VA2,VEA,VEG,VE3,VE4 VSW4 |
| 16 | 16953-Z0D-003 | LEVER, COCK | 1 | | | BE14,QAD,QA2,QA26,QBE,QE,QE14,QXU2,SA2,SE,SE14,SE3,VA2,VEA,VEG,VE3,VE4 |
| 17 | 16954-ZE1-812 | PLATE, LEVER SETTING | 1 | | | BE14,QAD,QA2,QA26,QBE,QE,QE14,QXU2,SA2,SE,SE14,SE3,VA2,VEA,VEG,VE3,VE4 |
| 18 | 16956-ZE1-811 | SPRING, COCK LEVER | 1 | | | BE14,QAD,QA2,QA26,QBE,QE,QE14,QXU2,SA2,SE,SE14,SE3,VA2,VEA,VEG,VE3,VE4 |
| 19 | 16957-ZE1-812 | PACKING, FUEL COCK | 1 | | | BE14,QAD,QA2,QA26,QBE,QE,QE14,QXU2,SA2,SE,SE14,SE3,VA2,VEA,VEG,VE3,VE4 |
| 20 | 93500-03006-1H | SCREW, PAN, 3X6 | 2 | | | BE14,QAD,QA2,QA26,QBE,QE,QE14,QXU2,SA2,SE,SE14,SE3,VA2,VEA,VEG,VE3,VE4 |
| 21 | 95003-05010-31 | TUBE, VINYL, 3.5X6.5X100 (95003-05001-60M) | 1 | | | BE14,QAD,QA2,QA26,QBE,QE,QE14,QXU2,SA2,SE,SE14,SE3,VA2,VEA,VEG,VE3,VE4 |
| | 95003-05025-31 | TUBE, VINYL, 3.5X6.5X250 (95003-05001-60M) | 1 | | | VSW4 |
| 22 | 99101-ZG0-0550 | JET, MAIN, #55 | (1) | | | BE14,QAD,QA2,QA26,QBE,QE,QE14,QXU2,SA2,SE,SE14,SE3,VA2,VEA,VEG,VE3,VE4 VSW4 |
| | 99101-ZG0-0580 | JET, MAIN, #58 | (1) | | | BE14,QAD,QA2,QA26,QBE,QE,QE14,QXU2,SA2,SE,SE14,SE3,VA2,VEA,VEG,VE3,VE4 VSW4 |
| | 99101-ZG0-0600 | JET, MAIN, #60 | 1 | | | BE14,QAD,QA2,QA26,QBE,QE,QE14,QXU2,SA2,SE,SE14,SE3,VA2,VEA,VEG,VE3,VE4 VSW4 |
| 23 | 99204-ZE2-0350 | JET SET, PILOT, #35 | 1 | | | BE14,QAD,QA2,QA26,QBE,QE,QE14,QXU2,SA2,SE,SE14,SE3,VA2,VEA,VEG,VE3,VE4 VSW4 |



E-14-1

CARBURETOR(RAMMER FLOAT)

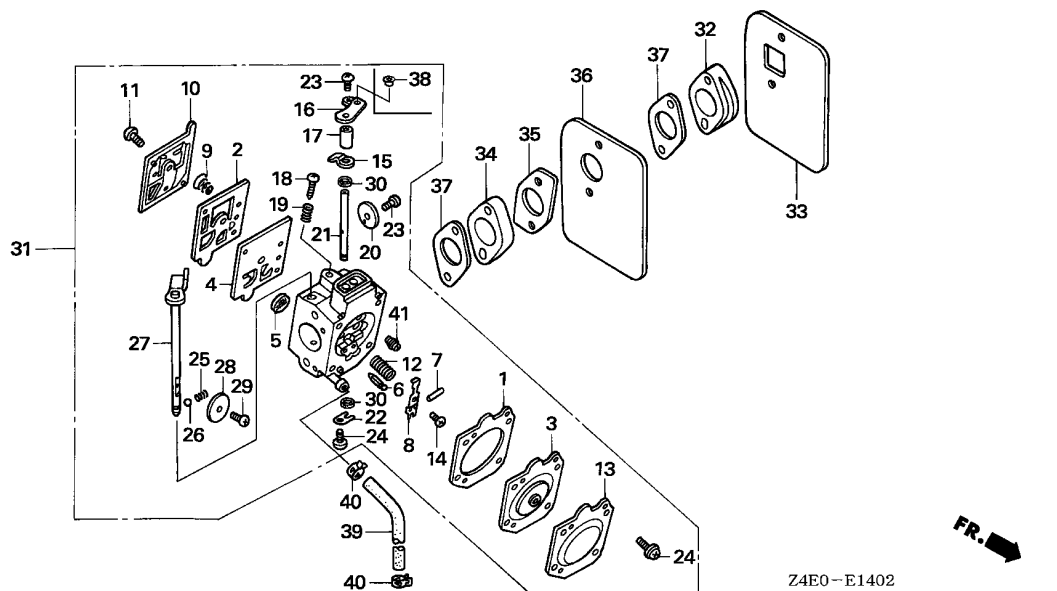
D15



Z4E0-E1401

| Ref. No. | L.O.N. | (Relative ref. Number) Description | F.R.T. |
|----------|--------|---|--------|
| 1 | 3111B1 | GASKET SET, CARBURETOR | 0.3 |
| 2 | 3111E1 | VALVE SET, FLOAT AND/OR FLOAT SET | 0.3 |
| 4 | 3111A3 | CHAMBER SET, FLOAT AND/OR GASKET, FLOAT CHAMBER | 0.2 |
| 5 | 3111D7 | SCREW SET, PILOT | 0.2 |
| 8 | 8101C5 | CHOKE SET, CARBURETOR | 0.2 |
| 9 | 3111F3 | CARBURETOR | 0.2 |
| 13 | 3111C0 | INSULATOR, CARBURETOR AND/OR PACKING, INSULATOR | 0.2 |
| 15 | 3111C8 | PACKING, CARBURETOR | 0.2 |
| 17 | 3101F6 | TUBE, FUEL | 0.2 |
| 20 | 3111C3 | JET, MAIN | 0.3 |

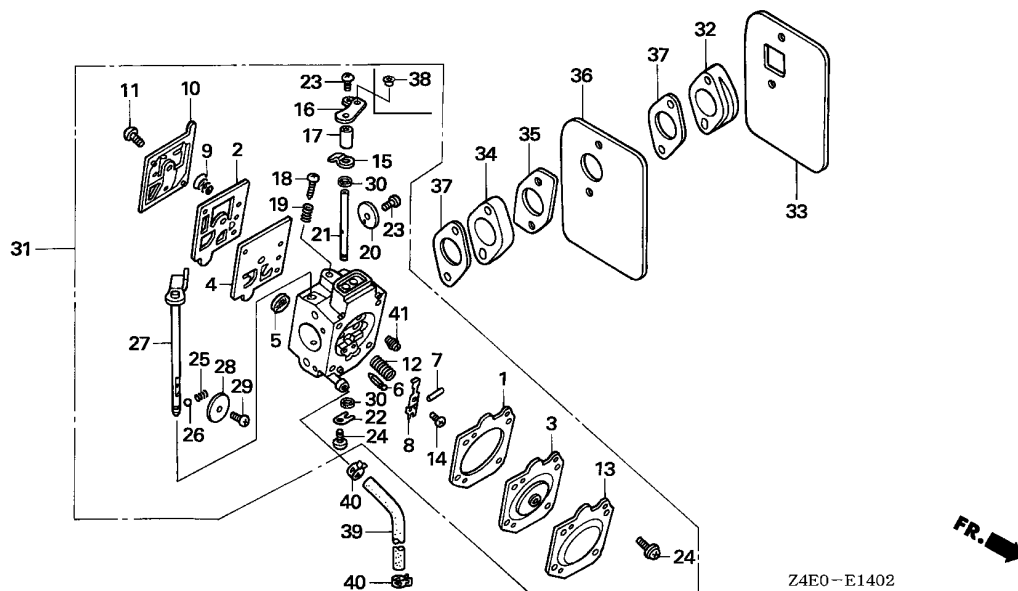
| Ref. No. | Part No. | Description | Reqd. QTY | Serial No. | Parts catalogue code |
|----------|----------------|----------------------------|----------------|------------|----------------------------------|
| | | | GX 100 U | | |
| 1 | 16010-Z0D-V21 | GASKET SET | 1 | ----- | KRA2,KRB,KRBD,KRB4,KRS,KRS2,KRW2 |
| 2 | 16011-ZE0-005 | VALVE SET, FLOAT | 1 | ----- | KRA2,KRB,KRBD,KRB4,KRS,KRS2,KRW2 |
| 3 | 16013-ZG0-811 | FLOAT SET | 1 | ----- | KRA2,KRB,KRBD,KRB4,KRS,KRS2,KRW2 |
| 4 | 16015-Z0D-V21 | CHAMBER SET, FLOAT | 1 | ----- | KRA2,KRB,KRBD,KRB4,KRS,KRS2,KRW2 |
| 5 | 16016-Z0D-V21 | SCREW SET | 1 | ----- | KRA2,KRB,KRBD,KRB4,KRS,KRS2,KRW2 |
| 6 | 16024-ZB9-005 | SCREW SET, DRAIN | 1 | ----- | KRA2,KRB,KRBD,KRB4,KRS,KRS2,KRW2 |
| 7 | 16028-ZW6-611 | SCREW SET | 1 | ----- | KRA2,KRB,KRBD,KRB4,KRS,KRS2,KRW2 |
| 8 | 16044-Z0D-V21 | LEVER SET, CHOKE | 1 | ----- | KRA2,KRB,KRBD,KRB4,KRS,KRS2,KRW2 |
| 9 | 16100-Z0D-V22 | CARBURETOR ASSY. (BF33D B) | 1 | ----- | KRA2,KRB,KRBD,KRB4,KRS,KRS2,KRW2 |
| 10 | 16124-ZE0-005 | SCREW, THROTTLE STOP | 1 | ----- | KRA2,KRB,KRBD,KRB4,KRS,KRS2,KRW2 |
| 11 | 16166-Z0D-003 | NOZZLE, MAIN | 1 | ----- | KRA2,KRB,KRBD,KRB4,KRS,KRS2,KRW2 |
| 12 | 16199-Z0D-V21 | TUBE, AIR VENT | 1 | ----- | KRA2,KRB,KRBD,KRB4,KRS,KRS2,KRW2 |
| 13 | 16211-Z0D-000 | INSULATOR, CARBURETOR | 1 | ----- | KRA2,KRB,KRBD,KRB4,KRS,KRS2,KRW2 |
| 14 | 16212-Z0D-V20 | PACKING, INSULATOR | 1 | ----- | KRA2,KRB,KRBD,KRB4,KRS,KRS2,KRW2 |
| 15 | 16221-ZG0-801 | PACKING, CARBURETOR | 1 | ----- | KRA2,KRB,KRBD,KRB4,KRS,KRS2,KRW2 |
| 16 | 93892-04012-18 | SCREW-WASHER, 4X12 | 4 | ----- | KRA2,KRB,KRBD,KRB4,KRS,KRS2,KRW2 |
| 17 | 95001-45210-50 | TUBE, FUEL, 4.5X210 | 1 | ----- | KRB,KRBD,KRB4 |
| | 95001-45400-50 | HOSE, FUEL, 4.5X400 | 1 | ----- | KRA2,KRW2 |
| 18 | 95002-40850-08 | CLAMP, TUBE (D8.5) | 2 | ----- | KRA2,KRB,KRBD,KRB4,KRS,KRW2 |
| 19 | 95003-05010-31 | TUBE, VINYL, 3.5X6.5X100 | 1 | ----- | KRA2,KRB,KRBD,KRB4,KRS,KRS2,KRW2 |
| 20 | 99101-ZG0-0550 | JET, MAIN, #55 | (1) | ----- | KRA2,KRB,KRBD,KRB4,KRS,KRS2,KRW2 |
| | 99101-ZG0-0580 | JET, MAIN, #58 | (1) | ----- | KRA2,KRB,KRBD,KRB4,KRS,KRS2,KRW2 |
| | 99101-ZG0-0600 | JET, MAIN, #60 | 1 | ----- | KRA2,KRB,KRBD,KRB4,KRS,KRS2,KRW2 |
| 21 | 99204-ZE0-0350 | JET SET, PILOT, #35 | 1 | ----- | KRA2,KRB,KRBD,KRB4,KRS,KRS2,KRW2 |



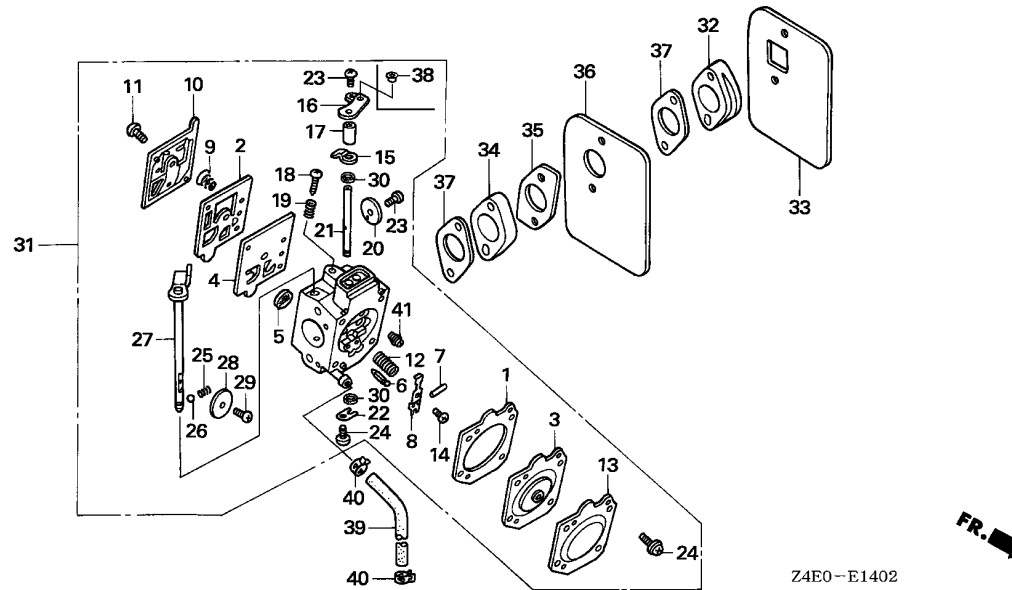
| Ref. No. | L.O.N. | (Relative ref. Number) Description | F.R.T. |
|----------|--------|---|--------|
| 1 | 3111J0 | GASKET, CARBURETOR METERING DIAPHRAGM | 0.2 |
| 2 | 3111B7 | GASKET, CARBURETOR PUMP | 0.2 |
| 3 | 3111A8 | DIAPHRAGM, CARBURETOR METERING | 0.2 |
| 4 | 3111A9 | DIAPHRAGM, CARBURETOR PUMP | 0.2 |
| 5 | 3111J3 | SCREEN, CARBURETOR INLET | 0.2 |
| 6 | 3111E3 | VALVE, INLET NEEDLE | 0.3 |
| 21 | 3111J5 | SHAFT, CARBURETOR THROTTLE | 0.2 |
| 27 | 3111J4 | SHAFT, CARBURETOR CHOKE | 0.2 |
| 31 | 3111F3 | CARBURETOR | 0.2 |
| 32 | | (33) | |
| | 3111C0 | INSULATOR, CARBURETOR AND/OR PACKING, INSULATOR | 0.2 |
| 34 | | (35) | |
| | 3111J1 | INSULATOR B, CARBURETOR AND/OR PACKING B, INSULATOR | 0.2 |
| 36 | 3111J2 | PLATE, CARBURETOR INSULATOR .. | 0.2 |
| 37 | 3111C8 | PACKING, CARBURETOR | 0.2 |
| | | .NOTE: Same time for two units | |
| 39 | 3101B1 | HOSE, FUEL | 0.2 |
| 41 | 3111C3 | JET, MAIN | 0.3 |

| Ref. No. | Part No. | Description | Reqd. QTY | Serial No. | Parts catalogue code |
|----------|---------------|-------------------------------|----------------|------------|---|
| | | | GX 100 U | | |
| 1 | 16010-Z0D-V02 | GASKET, METERING DIAPHRAGM .. | 1 | ----- | KRAM,KRBM,KRE4,KRF2,KRG,KRM,KRMB,KRMG,KRW,KR4 |
| 2 | 16011-Z0D-V02 | GASKET, PUMP | 1 | ----- | KRAM,KRBM,KRE4,KRF2,KRG,KRM,KRMB,KRMG,KRW,KR4 |
| 3 | 16013-Z0D-V02 | DIAPHRAGM ASSY., METERING .. | 1 | ----- | KRAM,KRBM,KRE4,KRF2,KRG,KRM,KRMB,KRMG,KRW,KR4 |
| 4 | 16014-Z0D-V02 | DIAPHRAGM, PUMP | 1 | ----- | KRAM,KRBM,KRE4,KRF2,KRG,KRM,KRMB,KRMG,KRW,KR4 |
| 5 | 16018-ZM3-004 | SCREEN, INLET | 1 | ----- | KRAM,KRBM,KRE4,KRF2,KRG,KRM,KRMB,KRMG,KRW,KR4 |
| 6 | 16019-ZM3-004 | VALVE, INLET NEEDLE | 1 | ----- | KRAM,KRBM,KRE4,KRF2,KRG,KRM,KRMB,KRMG,KRW,KR4 |
| 7 | 16022-ZM3-014 | PIN, METERING LEVER | 1 | ----- | KRAM,KRBM,KRE4,KRF2,KRG,KRM,KRMB,KRMG,KRW,KR4 |
| 8 | 16023-Z0D-V02 | LEVER, METERING | 1 | ----- | KRAM,KRBM,KRE4,KRF2,KRG,KRM,KRMB,KRMG,KRW,KR4 |
| 9 | 16030-ZM3-004 | SPRING, PUMP | 1 | ----- | KRAM,KRBM,KRE4,KRF2,KRG,KRM,KRMB,KRMG,KRW,KR4 |
| 10 | 16040-Z0D-V02 | COVER, PUMP | 1 | ----- | KRAM,KRBM,KRE4,KRF2,KRG,KRM,KRMB,KRMG,KRW,KR4 |
| 11 | 16041-Z0D-V02 | SCREW | 1 | ----- | KRAM,KRBM,KRE4,KRF2,KRG,KRM,KRMB,KRMG,KRW,KR4 |
| 12 | 16042-Z0D-V02 | SPRING | 1 | ----- | KRAM,KRBM,KRE4,KRF2,KRG,KRM,KRMB,KRMG,KRW,KR4 |
| 13 | 16043-Z0D-V02 | COVER, METERING DIAPHRAGM .. | 1 | ----- | KRAM,KRBM,KRE4,KRF2,KRG,KRM,KRMB,KRMG,KRW,KR4 |
| 14 | 16044-Z0D-V02 | SCREW | 1 | ----- | KRAM,KRBM,KRE4,KRF2,KRG,KRM,KRMB,KRMG,KRW,KR4 |
| 15 | 16045-Z0D-V02 | STOPPER, THROTTLE LEVER | 1 | ----- | KRAM,KRBM,KRE4,KRF2,KRG,KRM,KRMB,KRMG,KRW,KR4 |
| 16 | 16046-Z0D-V02 | LEVER, THROTTLE | 1 | ----- | HDA201C KRBM,KRE4,KRF2,KRM,KRMB,KRW,KR4 |
| | 16046-Z0D-V72 | (CARBURETOR NO.) | 1 | ----- | HDA206B KRAM,KRG,KRMG |
| | 16046-Z0D-V03 | (CARBURETOR NO.) | 1 | ----- | HDA201D ----- KRBM,KRE4,KRF2,KRM,KRMB,KRW,KR4 |
| | 16046-Z0D-V73 | (CARBURETOR NO.) | 1 | ----- | HDA206C ----- KRAM,KRG,KRMG |
| 17 | 16048-Z0D-V02 | SPACER, THROTTLE LEVER | 1 | ----- | KRAM,KRBM,KRE4,KRF2,KRG,KRM,KRMB,KRMG,KRW,KR4 |
| 18 | 16049-Z0D-V02 | SCREW, IDLE ADJUSTING | 1 | ----- | KRAM,KRBM,KRE4,KRF2,KRG,KRM,KRMB,KRMG,KRW,KR4 |
| 19 | 16050-Z0D-V02 | SPRING | 1 | ----- | KRAM,KRBM,KRE4,KRF2,KRG,KRM,KRMB,KRMG,KRW,KR4 |





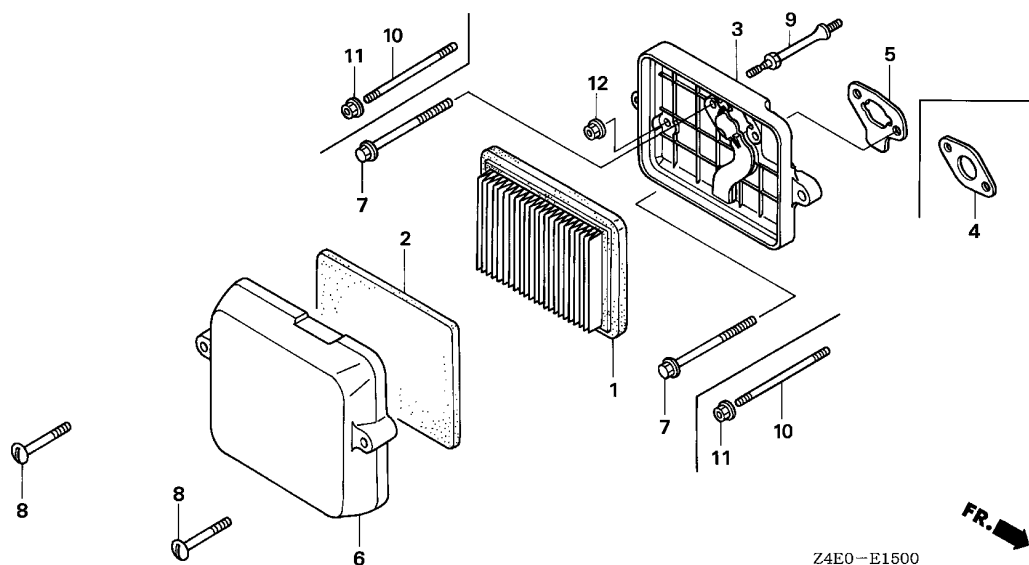
| Ref. No. | Part No. | Description | Reqd. QTY | Serial No. | Parts catalogue code |
|----------|-------------------|-------------------------------|----------------|------------|---|
| | | | GX 100 U | | |
| 20 | 16051-Z0D-V02 | VALVE, THROTTLE | 1 | ----- | KRAM,KRBM,KRE4,KRF2,KRG,KRM,KRMB,KRMG,KRW,KR4 |
| 21 | 16052-Z0D-V02 | SHAFT, THROTTLE | 1 | ----- | KRAM,KRBM,KRE4,KRF2,KRG,KRM,KRMB,KRMG,KRW,KR4 |
| 22 | 16053-Z0D-V02 | CLIP, THROTTLE SHAFT | 1 | ----- | KRAM,KRBM,KRE4,KRF2,KRG,KRM,KRMB,KRMG,KRW,KR4 |
| 23 | 16054-Z0D-V02 | SCREW, VALVE | 2 | ----- | KRAM,KRBM,KRE4,KRF2,KRG,KRM,KRMB,KRMG,KRW,KR4 |
| 24 | 16055-Z0D-V02 | SCREW ASSY. | 5 | ----- | KRAM,KRBM,KRE4,KRF2,KRG,KRM,KRMB,KRMG,KRW,KR4 |
| 25 | 16056-Z0D-V02 | SPRING | 1 | ----- | KRAM,KRBM,KRE4,KRF2,KRG,KRM,KRMB,KRMG,KRW,KR4 |
| 26 | 16057-Z0D-V02 | BALL | 1 | ----- | KRAM,KRBM,KRE4,KRF2,KRG,KRM,KRMB,KRMG,KRW,KR4 |
| 27 | 16058-Z0D-V02 | SHAFT ASSY., CHOKE | 1 | ----- | KRBM,KRE4,KRF2,KRM,KRMB,KRW,KR4 |
| | 16058-Z0D-V72 | | 1 | ----- | KRAM,KRG,KRMG |
| 28 | 16059-Z0D-V03 | VALVE, CHOKE | 1 | ----- | KRAM,KRBM,KRE4,KRF2,KRG,KRM,KRMB,KRMG,KRW,KR4 |
| 29 | 16060-Z0D-V02 | SCREW | 1 | ----- | KRAM,KRBM,KRE4,KRF2,KRG,KRM,KRMB,KRMG,KRW,KR4 |
| 30 | 16061-Z0D-V02 | SEAL, DUST | 2 | ----- | KRAM,KRBM,KRE4,KRF2,KRG,KRM,KRMB,KRMG,KRW,KR4 |
| 31 | 16100-Z0D-V04 | CARBURETOR ASSY. (HDA 201C) - | 1 | ----- | KRBM,KRE4,KRF2,KRM,KRMB,KRW,KR4 |
| | 16100-Z0D-V74 | CARBURETOR ASSY. (HDA 206B) - | 1 | ----- | KRAM,KRG,KRMG |
| 32 | 16211-Z0D-V00 | INSULATOR, CARBURETOR | 1 | ----- | KRAM,KRBM,KRE4,KRF2,KRG,KRM,KRMB,KRMG,KRW,KR4 |
| 33 | 16212-Z0D-V00 | PACKING, INSULATOR | 1 | ----- | KRAM,KRBM,KRE4,KRF2,KRG,KRM,KRMB,KRMG,KRW,KR4 |
| 34 | 16213-Z0D-V00 | INSULATOR B, CARBURETOR | 1 | ----- | KRAM,KRBM,KRE4,KRF2,KRG,KRM,KRMB,KRMG,KRW,KR4 |
| 35 | 16214-Z0D-V00 | PACKING B, INSULATOR | 1 | ----- | KRAM,KRBM,KRE4,KRF2,KRG,KRM,KRMB,KRMG,KRW,KR4 |
| 36 | 16215-Z0D-V00 | PLATE, INSULATOR | 1 | ----- | KRAM,KRBM,KRE4,KRF2,KRG,KRM,KRMB,KRMG,KRW,KR4 |
| 37 | 16221-Z0D-V00 | PACKING, CARBURETOR | 2 | ----- | KRAM,KRBM,KRE4,KRF2,KRG,KRM,KRMB,KRMG,KRW,KR4 |
| 38 | 16552-896-650 | COLLAR, LEVER | 1 | ----- | KRAM,KRG,KRMG |
| 39 | 95001-45120-50 | HOSE, FUEL, 4.5X120 | | | |
| | (95001-45001-50M) | | 1 | ----- | KRM |
| | 95001-45400-50 | HOSE, FUEL, 4.5X400 | | | |
| | (95001-45001-50M) | | 1 | ----- | KRE4,KRF2,KRMB,KRW,KR4 |



Z4E0-E1402

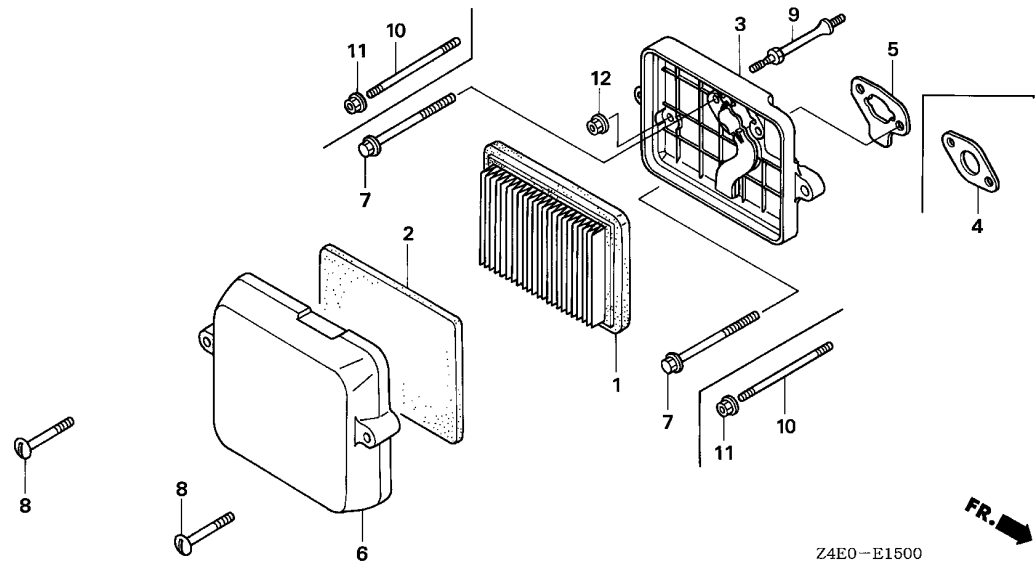
| Ref. No. | Part No. | Description | Reqd. QTY | | Serial No. | Parts catalogue code |
|----------|----------------|---|-----------|-------|------------|---|
| | | | GX | U | | |
| 39) | 95003-36021-20 | TUBE, VINYL, 11X13X210 (95003-36001-10M) | 1 | ----- | ----- | KRBM |
| 40 | 95002-40850-08 | CLAMP, TUBE (D8.5) | 2 | ----- | ----- | KRBM,KRE4,KRF2,KRM,KRMB,KRW,KR4 |
| 41 | 99101-Z0D-0500 | JET (#50) | (1) | ----- | ----- | KRAM,KRBM,KRE4,KRF2,KRG,KRM,KRMB,KRMG,KRW,KR4 |
| | 99101-Z0D-0520 | JET (#52) | (1) | ----- | ----- | KRAM,KRBM,KRE4,KRF2,KRG,KRM,KRMB,KRMG,KRW,KR4 |
| | 99101-Z0D-0540 | JET (#54) | 1 | ----- | ----- | KRAM,KRBM,KRE4,KRF2,KRG,KRM,KRMB,KRMG,KRW,KR4 |





| Ref. No. | L.O.N. | (Relative ref. Number) Description | F.R.T. |
|----------|--------|------------------------------------|--------|
| 1 | 3121B8 | ELEMENT, AIR CLEANER | 0.1 |
| 2 | 3121C1 | FILTER, OUTER | 0.1 |
| 3 | 3121A5 | CASE, AIR CLEANER | 0.1 |
| 4 | 3121D9 | PACKING, AIR CLEANER | 0.1 |
| 5 | 3121K0 | PACKING, AIR INTAKE JOINT | 0.1 |

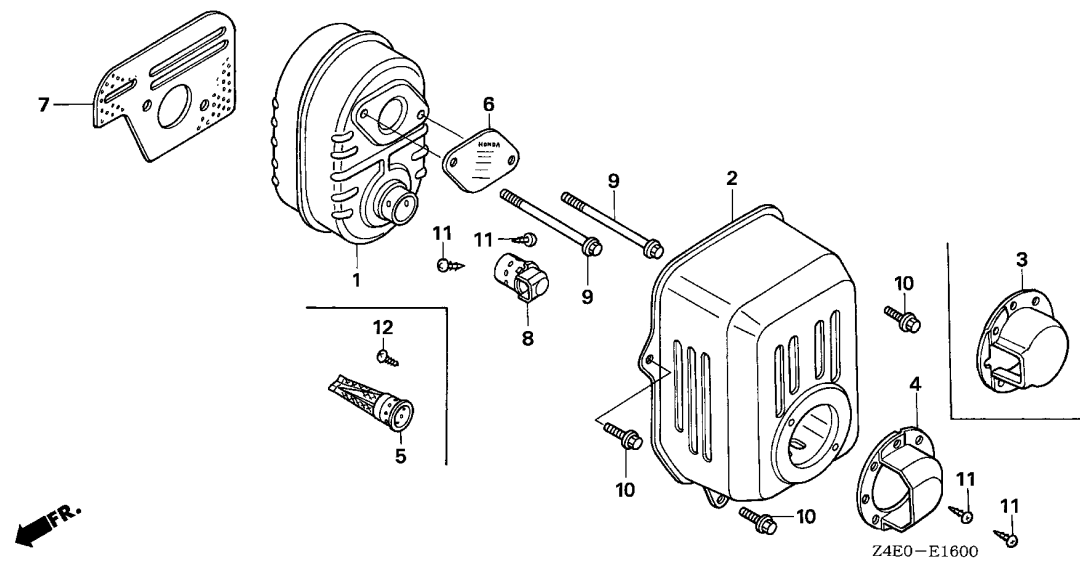
| Ref. No. | Part No. | Description | Reqd. QTY | Serial No. | Parts catalogue code |
|----------|---|-------------------------------|----------------|------------|---|
| | | | GX 100 U | | |
| 1 | 17211-ZL8-013 | ELEMENT, AIR CLEANER | 1 | ----- | BE14, KRA2, KRB, KRBD, KRBM, KRB4, KRE4, KRF2, KRM, KRMB, KRMG, KRS, KRS2, KRW, KRW2, KR4, QAD, QA2, QA26, QBE, QE, QE14, QXU2, SA2, SE, SE14, SE3, VA2, VEA, VEG, VE3, VE4, VSW4 |
| 2 | 17218-Z0D-000 | FILTER, OUTER | 1 | ----- | BE14, KRA2, KRBD, KRE4, KRM, KRMB, KRS, KRW, KR4, QAD, QA2, QA26, QBE, QE, QE14, QXU2, SA2, SE, SE14, SE3, VA2, VEA, VEG, VE3, VE4, VSW4 |
| 3 | 17220-Z0D-V00 17220-Z0D-V20 17220-Z0D-000 | CASE COMP., AIR CLEANER | 1 | ----- | KRBM, KRE4, KRF2, KRM, KRMB, KRMG, KRW, KR4 |
| 4 | 17228-Z0D-V01 | PACKING, AIR CLEANER | 1 | ----- | BE14, KRA2, KRB, KRBD, KRB4, KRS, KRS2, KRW2, QBE, QE14, SE14, SE3, VEA, VEG, VE3 |
| 5 | 17228-Z0D-V21 17274-ZT3-000 | PACKING, AIR CLEANER | 1 | ----- | QAD, QA2, QA26, QE, QXU2, SA2, SE, VA2, VE4, VSW4 |
| 5 | 17228-Z0D-V21 17274-ZT3-000 | PACKING, AIR INTAKE JOINT ... | 1 | ----- | KRAM, KRBM, KRE4, KRF2, KR4, KRM, KRMB, KRMG, KRW, KR4 |
| 6 | 17231-Z0D-V61 17231-Z0D-000 | COVER, AIR CLEANER | 1 | ----- | KRA2, KRB, KRBD, KRB4, KRS, KRS2, KRW2 |
| 7 | 90004-Z0D-000 | BOLT, FLANGE, 5X77(CT200) ... | 2 | ----- | BE14, QAD, QA2, QA26, QBE, QE, QE14, QXU2, SA2, SE, SE14, SE3, VA2, VEA, VEG, VE3, VE4, VSW4 |
| 8 | 90011-Z0D-000 | BOLT, AIR CLEANER COVER | 2 | ----- | BE14, KRA2, KRB, KRBD, KRBM, KRB4, KRE4, KRF2, KRM, KRMB, KRMG, KRS, KRS2, KRW, KRW2, KR4, QAD, QA2, QA26, QBE, QE, QE14, QXU2, SA2, SE, SE14, SE3, VA2, VEA, VEG, VE3, VE4, VSW4 |
| 9 | 90041-Z0D-V00 90041-Z0D-V20 | BOLT, STUD | 1 | ----- | KRBM, KRE4, KRF2, KRM, KRMB, KRMG, KRW, KR4 |
| 10 | 90042-Z0D-V00 90042-Z0D-V20 90042-Z0D-V70 | BOLT, STUD, 5X85(CT200) | 2 | ----- | BE14, KRA2, KRB, KRBD, KRB4, KRS, KRS2, KRW2, QBE, QE14, SE14, SE3, VEA, VEG, VE3 |
| | | BOLT, STUD, 5X75(CT200) | 2 | ----- | KRBM, KRE4, KRF2, KRM, KRMB, KRMG, KRW, KR4 |
| | | BOLT, STUD, 5X91(CT200) | 2 | ----- | KRA2, KRB, KRBD, KRB4, KRS, KRS2, KRW2 |
| 11 | 94050-05000 | NUT, FLANGE, 5MM | 2 | ----- | KRAM, KR4 |



Z4E0-E1500

| Ref. No. | Part No. | Description | Reqd. QTY | Serial No. | Parts catalogue code |
|----------|-------------|------------------|-----------|------------|---|
| 12 | 94050-06000 | NUT, FLANGE, 6MM | 1 | | BE14,KRA2,KRB,KRBD,KRBM,KRB4,KRE4,KRF2,KRM,KRMB,KRMG,KRS,KRS2,KRW,KRW2 KR4,QBE,QE14,SE14,SE3,VEA,VEG,VE3 |





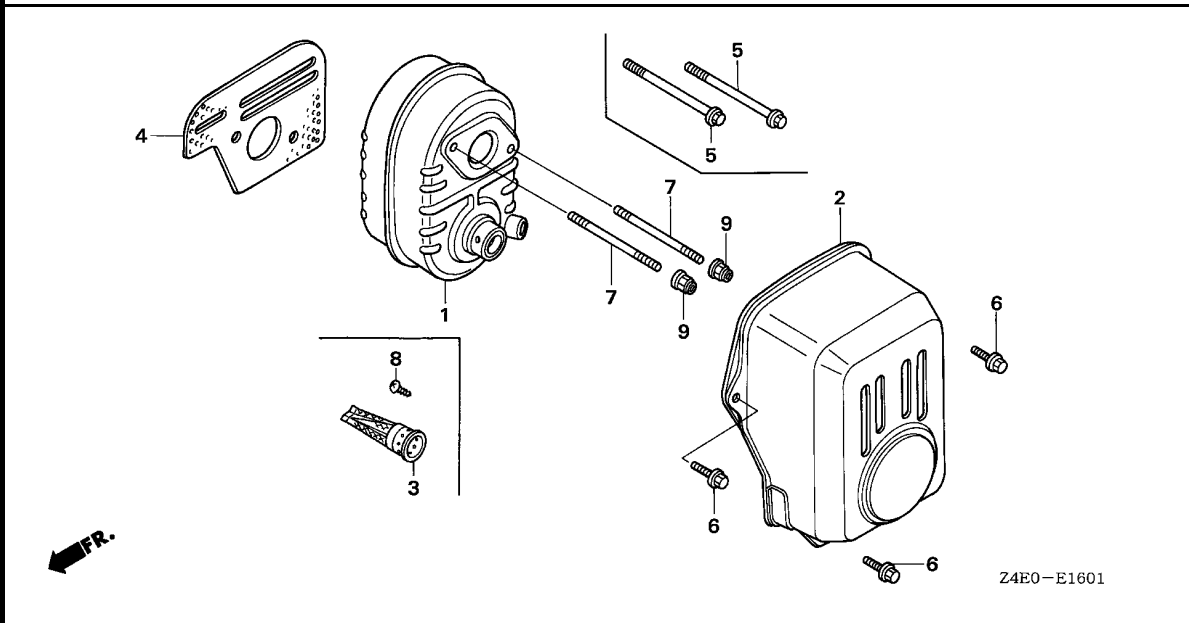
| Ref. No. | L.O.N. | (Relative ref. Number) Description | F.R.T. |
|----------|--------|------------------------------------|--------|
| 1 | 3131C5 | MUFFLER, EXHAUST | 0.2 |
| 2 | 3131D6 | PROTECTOR, EXHAUST MUFFLER ... | 0.1 |
| 5 | 3131A1 | ARRESTER, SPARK | 0.2 |
| 7 | 3131B4 | GASKET, EXHAUST MUFFLER | 0.2 |
| 8 | 3131A8 | DEFLECTOR, EXHAUST MUFFLER ... | 0.2 |

| Ref. No. | Part No. | Description | Reqd. QTY | Serial No. | Parts catalogue code |
|----------|---------------|--------------------------------|----------------|------------|---|
| | | | GX 100 U | | |
| 1 | 18310-ZM0-000 | MUFFLER COMP. | 1 | ----- | BE14,QAD,QA2,QA26,QBE,QE,QE14,QXU2,SA2,SE,SE14,SE3,VA2,VEA,VE3,VE4 |
| 2 | 18320-ZOM-780 | PROTECTOR COMP., MUFFLER | 1 | ----- | BE14,QBE,QE14,SE14,SE3,VEA,VE3 |
| | 18321-ZL8-000 | PROTECTOR, MUFFLER | 1 | ----- | QAD,QA2,QA26,QE,QXU2,SA2,SE,VA2,VE4 |
| 3 | 18331-883-810 | CAP, MUFFLER | 1 | ----- | VEA |
| 4 | 18348-ZL8-000 | CAP, MUFFLER | 1 | ----- | BE14,QAD,SA2,SE3,VE3 |
| 5 | 18350-ZL8-000 | ARRESTER COMP., SPARK | (1) | ----- | QA2,QA26,QE,QXU2,SE,VA2,VE4 |
| | | | (1) | ----- | BE14,QAD,QA2,QA26,QBE,QE,QE14,QXU2,SA2,SE,SE14,SE3,VA2,VEA,VE3,VE4,VSW4 |
| 6 | 18356-ZL8-000 | PLATE, ARRESTER NUMBER | (1) | ----- | QAD,QA2,QBE,QXU2,SA2,VA2 |
| 7 | 18381-ZOD-000 | GASKET, MUFFLER | 1 | ----- | BE14,QAD,QA2,QA26,QBE,QE,QE14,QXU2,SA2,SE,SE14,SE3,VA2,VEA,VE3,VE4 |
| 8 | 18430-ZL8-000 | DEFLECTOR COMP., MUFFLER | 1 | ----- | BE14,QAD,SA2,SE3,VE3 |
| | | | (1) | ----- | QA2,QA26,QE,QXU2,SE,VA2,VE4 |
| 9 | 90004-ZL8-000 | BOLT, FLANGE, 6X79(CT200) ... | 2 | ----- | BE14,QAD,QA2,QA26,QBE,QE,QE14,QXU2,SA2,SE,SE14,SE3,VA2,VEA,VE3,VE4 |
| 10 | 90014-952-000 | BOLT, FLANGE, 6X14(CT200) ... | 3 | ----- | BE14,QAD,QA2,QA26,QBE,QE,QE14,QXU2,SA2,SE,SE14,SE3,VA2,VEA,VE3,VE4 |
| 11 | 90055-ZE1-000 | SCREW, TAPPING, 4X6 | 4 | ----- | BE14,QAD,SA2,SE3,VE3 |
| | | | (4) | ----- | QA2,QA26,QE,QXU2,SE,VA2,VE4 |
| 12 | 90055-ZE1-000 | SCREW, TAPPING, 4X6 | (1) | ----- | BE14,QAD,QA2,QA26,QBE,QE,QE14,QXU2,SA2,SE,SE14,SE3,VA2,VEA,VE3,VE4,VSW4 |

E-16-1

MUFFLER(RAMMER)

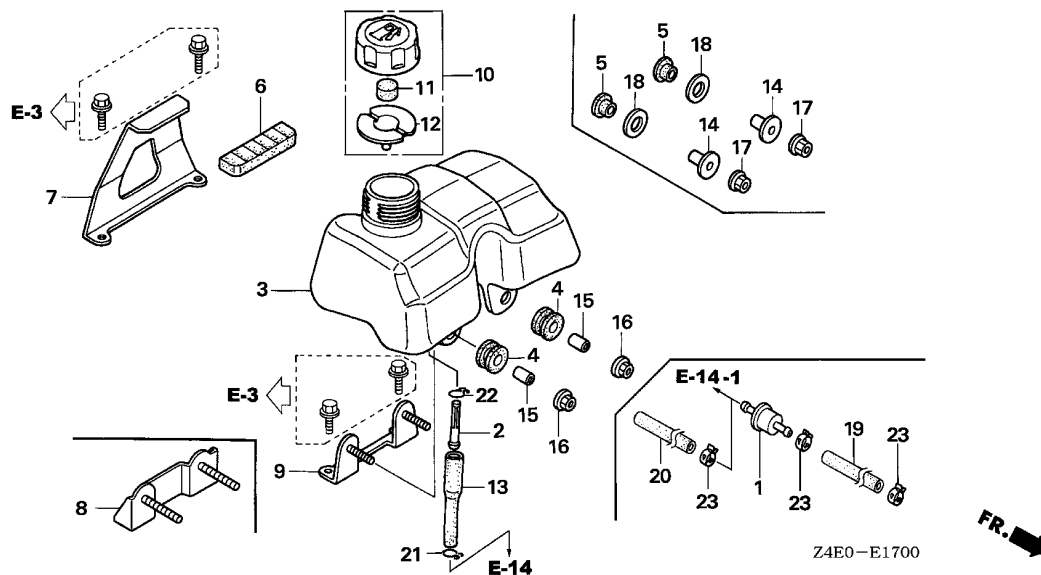
E 6



| Ref. No. | L.O.N. | (Relative ref. Number) Description | F.R.T. |
|----------|--------|------------------------------------|--------|
| 1 | 3131C5 | MUFFLER, EXHAUST | 0.2 |
| 2 | 3131D6 | PROTECTOR, EXHAUST MUFFLER ... | 0.1 |
| 3 | 3131A1 | ARRESTER, SPARK | 0.2 |
| 4 | 3131B4 | GASKET, EXHAUST MUFFLER | 0.2 |

| Ref. No. | Part No. | Description | Reqd. QTY | Serial No. | Parts catalogue code |
|----------|---------------|-------------------------------|----------------|------------|--|
| | | | GX 100 U | | |
| 1 | 18310-Z0D-V00 | MUFFLER COMP. | 1 | ----- | KRE4,KRMB,KR4 |
| | 18310-Z0D-V20 | | 1 | ----- | KRAM,KRA2,KRB,KRBD,KRBM,KRB4,KRF2,KRG,KRM,KRMG,KRS,KRS2,KRW,KRW2,VEG |
| 2 | 18321-Z0D-V00 | PROTECTOR, MUFFLER | 1 | ----- | KRE4,KRMB,KR4 |
| | 18321-Z0D-V20 | | 1 | ----- | KRAM,KRA2,KRB,KRBD,KRBM,KRB4,KRF2,KRG,KRM,KRMG,KRS,KRS2,KRW,KRW2,VEG |
| 3 | 18350-ZL8-000 | ARRESTER COMP., SPARK | (1) | ----- | KRAM,KRA2,KRB,KRBD,KRBM,KRB4,KRE4,KRF2,KRG,KRM,KRMB,KRMG,KRS,KRS2,KRW,KRW2,KR4,VEG |
| 4 | 18381-Z0D-000 | GASKET, MUFFLER | 1 | ----- | KRAM,KRA2,KRB,KRBD,KRBM,KRB4,KRE4,KRF2,KRG,KRM,KRMB,KRMG,KRS,KRS2,KRW,KRW2,KR4,VEG |
| 5 | 90004-ZL8-000 | BOLT, FLANGE, 6X79(CT200) ... | 2 | ----- | VEG |
| 6 | 90014-952-000 | BOLT, FLANGE, 6X14(CT200) ... | 3 | ----- | KRAM,KRA2,KRB,KRBD,KRBM,KRB4,KRE4,KRF2,KRG,KRM,KRMB,KRMG,KRS,KRS2,KRW,KRW2,KR4,VEG |
| 7 | 90048-Z0D-V00 | BOLT, STUD, 6X78(CT200) | 2 | ----- | KRAM,KRA2,KRB,KRBD,KRBM,KRB4,KRE4,KRF2,KRG,KRM,KRMB,KRMG,KRS,KRS2,KRW,KRW2,KR4 |
| | 90013-ZE6-710 | BOLT, STUD, 6X90 | 2 | ----- | VSW4 |
| 8 | 90055-ZE1-000 | SCREW, TAPPING, 4X6 | (1) | ----- | KRAM,KRA2,KRB,KRBD,KRBM,KRB4,KRE4,KRF2,KRG,KRM,KRMB,KRMG,KRS,KRS2,KRW,KRW2,KR4,VEG |
| 9 | 90343-ZE6-000 | NUT, SELF-LOCK, 6MM | 2 | ----- | KRAM,KRA2,KRB,KRBD,KRBM,KRB4,KRE4,KRF2,KRG,KRM,KRMB,KRMG,KRS,KRS2,KRW,KRW2,KR4 |

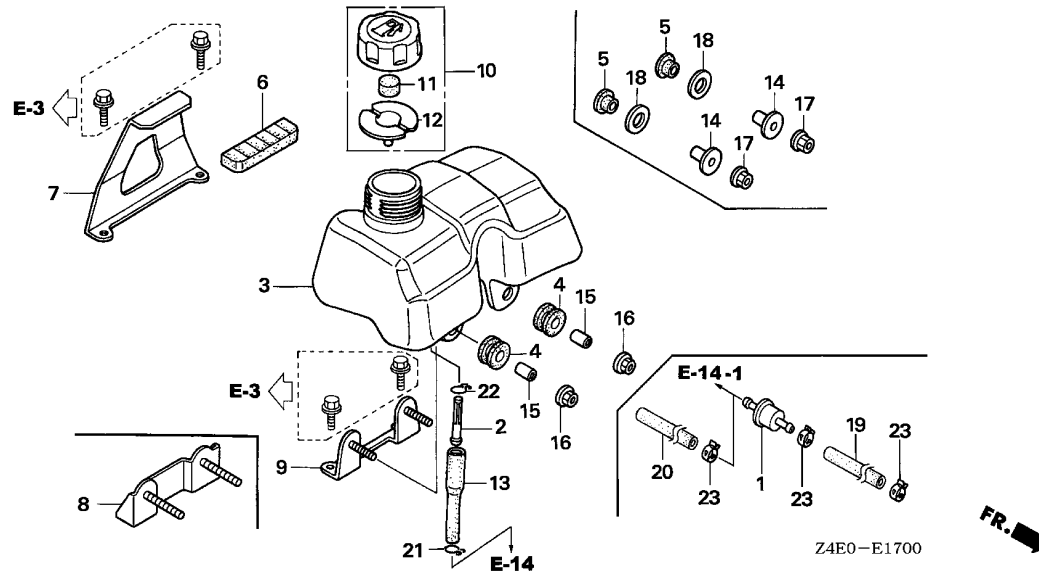
2



| Ref. No. | L.O.N. | (Relative ref. Number) Description | F.R.T. |
|----------|--------|------------------------------------|--------|
| 2 | | (1) | |
| 3101H8 | | STRAINER, FUEL | 0.1 |
| 3101H7 | | TANK, FUEL | 0.1 |
| 4 | | (5) | |
| 3101M3 | | RUBBER A, TANK MOUNTING | 0.1 |
| | | .NOTE: Same time for two units | |
| 3101M0 | | RUBBER B, TANK MOUNTING | 0.1 |
| 3101N3 | | STAY A, FUEL TANK | 0.1 |
| 9 | | (8) | |
| 3111J6 | | STAY B, FUEL TANK | 0.1 |
| 3101F5 | | TUBE, FUEL(A) | 0.1 |

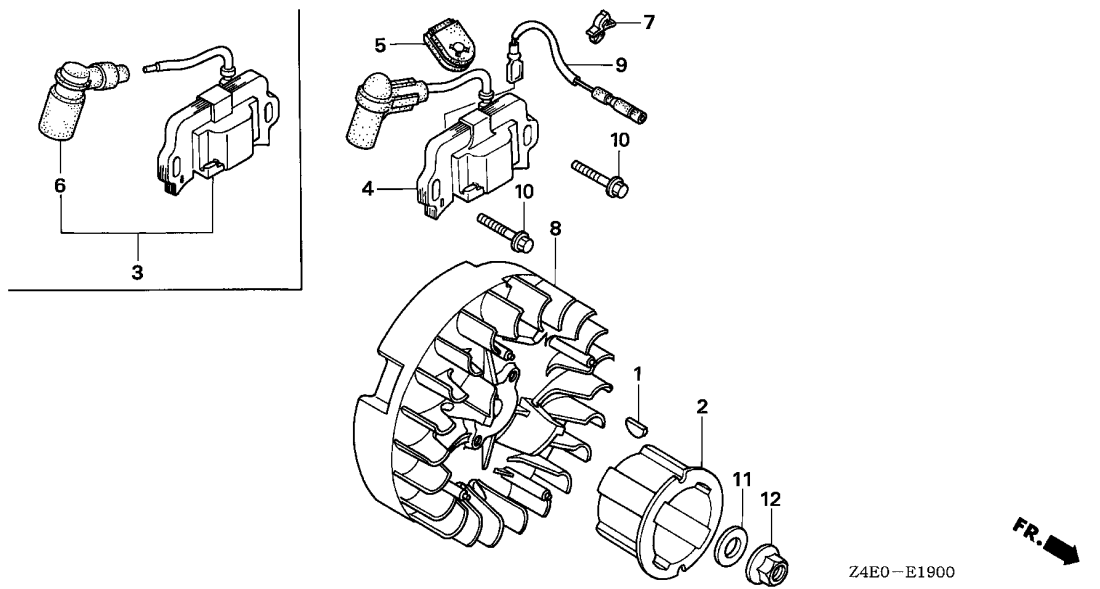
2

| Ref. No. | Part No. | Description | Reqd. QTY | Serial No. | Parts catalogue code |
|----------|----------------|-------------------------------|----------------|------------|--|
| | | | GX 100 U | | |
| 1 | 16910-GB2-005 | STRAINER COMP., FUEL | 1 | ----- | KRB,KRBD,KRBM,KRB4,KRM,KRS |
| | 16910-ZE8-015 | | 1 | ----- | KRS2 |
| 2 | 16952-ZE6-000 | STRAINER, FUEL | 1 | ----- | BE14,QAD,QA2,QA26,QBE,QE,QE14,QXU2,SA2,SE,SE14,SE3,VA2,VEA,VEG,VE3,VE4 |
| 3 | 17511-ZM7-010 | TANK, FUEL | 1 | ----- | BE14,QAD,QA2,QA26,QBE,QE,QE14,QXU2,SA2,SE,SE14,SE3,VA2,VEA,VEG,VE3,VE4 |
| 4 | 17532-ZM7-000 | RUBBER A, TANK MOUNTING | 2 | ----- | QAD,QA2,QA26,QE,QXU2,SA2,SE,VA2,VE4 |
| 5 | 17532-Z0D-T00 | RUBBER A, TANK MOUNTING | 2 | ----- | BE14,QBE,QE14,SE14,SE3,VEA,VEG,VE3 |
| 6 | 17533-ZM7-000 | RUBBER B, TANK MOUNTING | 1 | ----- | QAD,QA2,QA26,QE,QXU2,SA2,SE,VA2,VE4 |
| | 17533-Z0D-T00 | | 1 | ----- | BE14,QBE,QE14,SE14,SE3,VEA,VEG,VE3 |
| 7 | 17561-Z0D-000 | STAY A, FUEL TANK | 1 | ----- | BE14,QAD,QA2,QA26,QBE,QE,QE14,QXU2,SA2,SE,SE14,SE3,VA2,VEA,VEG,VE3,VE4 |
| 8 | 17566-Z0D-T02 | STAY B, FUEL TANK | 1 | ----- | BE14,QBE,QE14,SE14,SE3,VEA,VEG,VE3 |
| 9 | 17566-Z0D-010 | STAY B, FUEL TANK | 1 | ----- | QAD,QA2,QA26,QE,QXU2,SA2,SE,VA2,VE4 |
| 10 | 17620-ZL8-013 | CAP ASSY., FUEL TANK | 1 | ----- | BE14,QAD,QA2,QA26,QBE,QE,QE14,QXU2,SA2,SE,SE14,SE3,VA2,VEA,VEG,VE3,VE4 VSW4 |
| 11 | 17622-ZL8-003 | SPONGE, FUEL CAP BREATHER ... | 1 | ----- | BE14,QAD,QA2,QA26,QBE,QE,QE14,QXU2,SA2,SE,SE14,SE3,VA2,VEA,VEG,VE3,VE4 VSW4 |
| 12 | 17624-ZL8-003 | PACKING, FUEL CAP | 1 | ----- | BE14,QAD,QA2,QA26,QBE,QE,QE14,QXU2,SA2,SE,SE14,SE3,VA2,VEA,VEG,VE3,VE4 VSW4 |
| 13 | 17701-Z0D-000 | TUBE, FUEL | 1 | ----- | BE14,QAD,QA2,QA26,QBE,QE,QE14,QXU2,SA2,SE,SE14,SE3,VA2,VEA,VEG,VE3,VE4 |
| 14 | 19052-MB4-880 | COLLAR, CANISTER MOUNTING ... | 2 | ----- | BE14,QBE,QE14,SE14,SE3,VEA,VEG,VE3 |
| 15 | 30507-441-000 | COLLAR, IGNITION COIL SETTING | 2 | ----- | QAD,QA2,QA26,QE,QXU2,SA2,SE,VA2,VE4 |
| 16 | 90201-ZM0-000 | NUT, FLANGE, 6MM | 2 | ----- | QAD,QA2,QA26,QE,QXU2,SA2,SE,VA2,VE4 |
| 17 | 90343-ZE6-000 | NUT, SELF-LOCK, 6MM | 2 | ----- | BE14,QBE,QE14,SE14,SE3,VEA,VEG,VE3 |
| 18 | 90510-KY1-000 | WASHER, PLAIN, 15MM | 2 | ----- | BE14,QBE,QE14,SE14,SE3,VEA,VEG,VE3 |
| 19 | 95001-45050-50 | HOSE, FUEL, 4.5X50 | 1 | ----- | (95001-45001-50M) KRS |



| Ref. No. | Part No. | Description | Reqd. QTY | | Serial No. | Parts catalogue code |
|----------|----------------|--|-----------|---|------------|--|
| | | | GX | U | | |
| 19) | 95001-45080-50 | TUBE, FUEL, 4.5X80 (95001-45001-50M) | 1 | | ----- | KRB,KRBD,KRBM,KRB4 |
| | 95001-45100-50 | HOSE, FUEL, 4.5X100 (95001-45001-50M) | 1 | | ----- | KRS2 |
| | 95001-45310-50 | HOSE, FUEL, 4.5X310 (95001-45001-50M) | 1 | | ----- | KRM,KRS |
| 20 | 95001-45270-50 | HOSE, FUEL, 4.5X270 (95001-45001-50M) | 1 | | ----- | KRBM |
| 21 | 95002-02080 | CLIP, TUBE (B8) | 1 | | ----- | BE14,QAD,QA2,QA26,QBE,QE,QE14,QXU2,SA2,SE,SE14,SE3,VA2,VEA,VEG,VE3,VE4 |
| 22 | 95002-02100 | CLIP, TUBE (B10) | 1 | | ----- | BE14,QAD,QA2,QA26,QBE,QE,QE14,QXU2,SA2,SE,SE14,SE3,VA2,VEA,VEG,VE3,VE4 |
| 23 | 95002-40850-08 | CLAMP, TUBE (D8.5) | 1 | | ----- | KRM,KRS |
| | | | 2 | | ----- | KRA2,KRB,KRBD,KRBM,KRB4,KRE4,KRMB,KRS2,KRW,KRW2,KR4 |

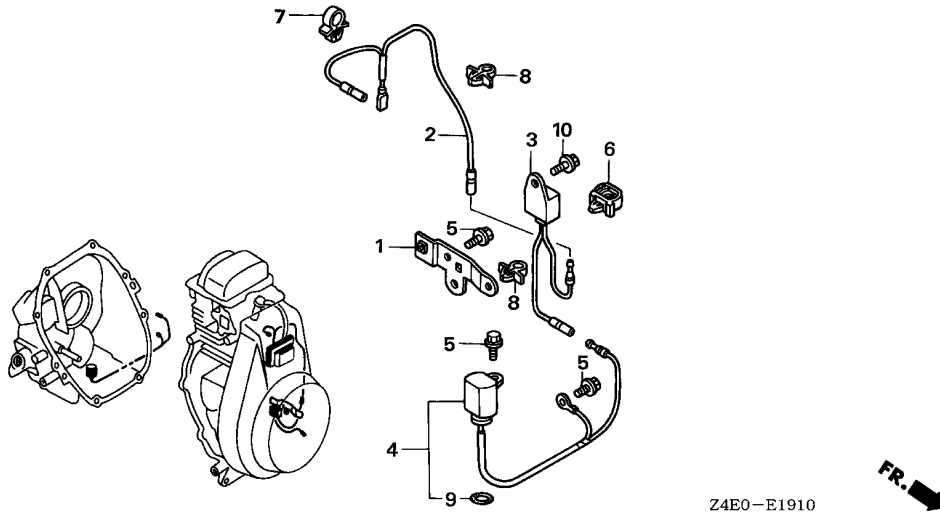




| Ref. No. | L.O.N. | (Relative ref. Number) Description | F.R.T. |
|----------|--------|------------------------------------|--------|
| 4 | | (3) | |
| 6 | 6141A5 | COIL, IGNITION(ONE) | 0.2 |
| 6 | 6141B8 | TERMINAL, HIGH TENSION | 0.1 |
| 8 | 2161B5 | FLYWHEEL | 0.3 |
| 9 | 6111B3 | CORD, STOP SWITCH | 0.2 |

2

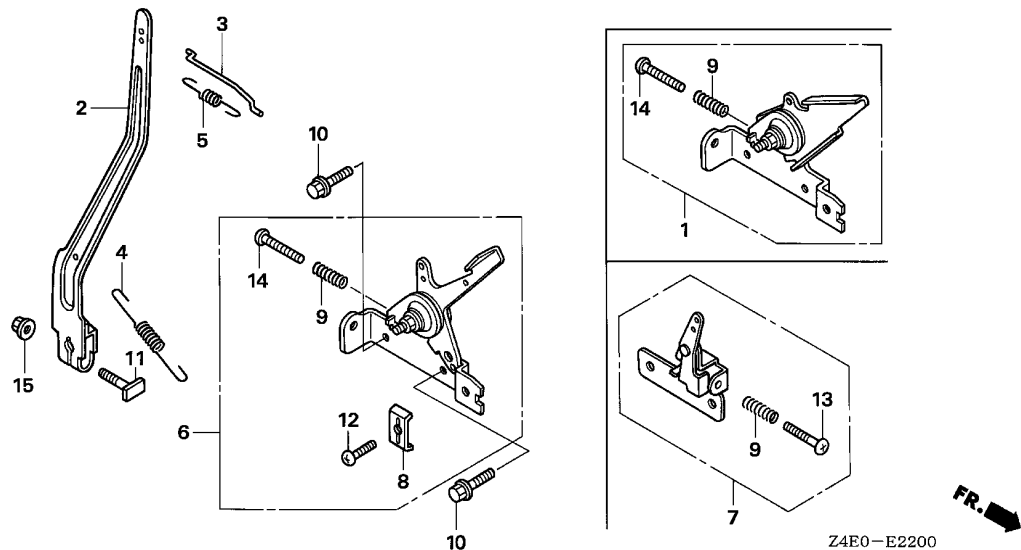
| Ref. No. | Part No. | Description | Reqd. QTY | | Serial No. | Parts catalogue code |
|----------|---------------|-------------------------------------|-----------|---|------------|--|
| | | | GX | U | | |
| 1 | 13331-ZM7-000 | KEY, SPECIAL | 1 | | | |
| 2 | 28451-Z0D-V02 | PULLEY, STARTER | 1 | | | BE14,KRAM,KRA2,KRB,KRBD,KRBM,KRB4,KRE4,KRF2,KRG,KRM,KRMB,KRMG,KRS,KRS2,KRW,KRW2,KR4,SE3,VEA,VEG,VE3 |
| 3 | 30500-Z0D-V02 | COIL ASSY., IGNITION | 1 | | | KRAM,KRA2,KRB,KRBD,KRBM,KRB4,KRE4,KRF2,KRG,KRM,KRMB,KRMG,KRS,KRS2,KRW,KRW2,KR4 |
| 4 | 30500-Z0D-013 | COIL ASSY., IGNITION | 1 | | | BE14,QAD,QA2,QA26,QBE,QE,QE14,QXU2,SA2,SE,SE14,SE3,VA2,VEA,VEG,VE3,VE4,VSW4 |
| 5 | 30564-ZA5-000 | GROMMET, CORD | 1 | | | |
| 6 | 30700-Z0D-V01 | TERMINAL ASSY., HIGH TENSION | 1 | | | KRAM,KRA2,KRB,KRBD,KRBM,KRB4,KRE4,KRF2,KRG,KRM,KRMB,KRMG,KRS,KRS2,KRW,KRW2,KR4 |
| 7 | 30701-883-000 | CLIP, HIGH TENSION CORD (8MM) | 1 | | | BE14,KRAM,KRA2,KRB,KRBD,KRBM,KRB4,KRE4,KRF2,KRG,KRM,KRMB,KRMG,KRS,KRS2,KRW,KRW2,KR4,QAD,QA2,QA26,QBE,QE,QE14,SA2,SE,SE14,SE3,VEA,VEG,VE3 |
| 8 | 31110-Z0D-003 | FLYWHEEL COMP. | 1 | | | |
| 9 | 32195-Z0D-000 | CORD, STOP SWITCH | 1 | | | BE14,KRAM,KRA2,KRB,KRBD,KRBM,KRB4,KRE4,KRF2,KRG,KRM,KRMB,KRMG,KRS,KRS2,KRW,KRW2,KR4,QAD,QA2,QA26,QBE,QE,QE14,SA2,SE,SE14,SE3,VEA,VEG,VE3 |
| 10 | 90022-888-010 | BOLT, FLANGE, 6X20(CT200) ... | 2 | | | |
| 11 | 90531-011-010 | WASHER, 12MM | 1 | | | QAD,QA2,QA26,QBE,QE,QE14,QXU2,SA2,SE,SE14,VA2,VE4,VSW4 |
| 12 | 94050-12000 | NUT, FLANGE, 12MM | 1 | | | |



| Ref. No. | L.O.N. | (Relative ref. Number) Description | F.R.T. |
|----------|--------|------------------------------------|--------|
| 2 | 6111B3 | CORD, STOP SWITCH | 0.2 |
| 3 | 6151A0 | ALERT UNIT, ENGINE OIL | 0.2 |
| 4 | | (9) | |
| | 6151E8 | SWITCH, OIL LEVEL | 0.8 |

| Ref. No. | Part No. | Description | Reqd. QTY | Serial No. | Parts catalogue code |
|----------|----------------|--------------------------------|----------------|------------|----------------------|
| | | | GX 100 U | | |
| 1 | 32112-Z0D-800 | BRACKET, OIL ALERT UNIT | 1 | ----- | QXU2,VA2,VE4 |
| 2 | 32195-Z0D-U00 | CORD, STOP SWITCH | 1 | ----- | VSW4 |
| | 32195-Z0D-800 | | 1 | ----- | QXU2,VA2,VE4 |
| 3 | 34150-ZH7-003 | ALERT UNIT, OIL | 1 | ----- | QXU2,VA2,VE4 |
| 4 | 35480-Z0D-U01 | SWITCH ASSY., OIL LEVEL | 1 | ----- | VSW4 |
| | 35480-Z0D-003 | | 1 | ----- | QXU2,VA2,VE4 |
| 5 | 90014-952-000 | BOLT, FLANGE, 6X14(CT200) ... | 2 | ----- | VSW4 |
| | | | 3 | ----- | QXU2,VA2,VE4 |
| 6 | 90650-SB2-003 | CLIP, WIRE HARNESS, 10MM | 1 | ----- | QXU2,VA2,VE4 |
| 7 | 90659-170-000 | CLIP, CABLE, 6MM(WHITE) | 1 | ----- | VSW4 |
| | 90682-959-661 | CLIP B, CABLE | 1 | ----- | QXU2,VA2,VE4 |
| 8 | 90681-959-003 | CLIP A, CABLE (NIFCO) | 1 | ----- | VSW4 |
| | | | 2 | ----- | QXU2,VA2,VE4 |
| 9 | 91302-ZL8-003 | O-RING, 11.8X2.4 | 1 | ----- | QXU2,VA2,VE4,VSW4 |
| 10 | 95701-06008-00 | BOLT, FLANGE, 6X8 | 1 | ----- | QXU2,VA2,VE4 |



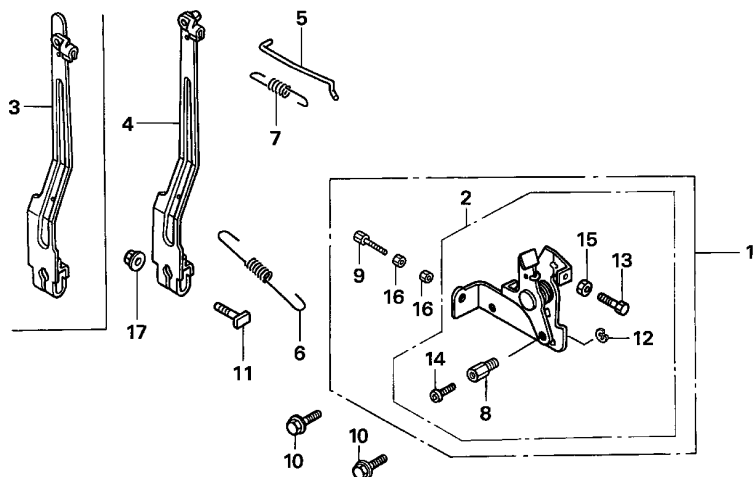


| Ref. No. | L.O.N. | (Relative ref. Number) Description | F.R.T. |
|----------|--------|------------------------------------|--------|
| 2 | 1161A0 | ARM, GOVERNOR | 0.2 |
| 3 | 1161B1 | ROD, GOVERNOR | 0.2 |
| 4 | 1161C5 | SPRING, GOVERNOR | 0.1 |
| 5 | 1161C2 | SPRING, THROTTLE RETURN | 0.2 |
| 6 | | (1,7) | |
| | 1161A5 | CONTROL, THROTTLE/GOVERNOR ... | 0.2 |

Z4E0-E2200



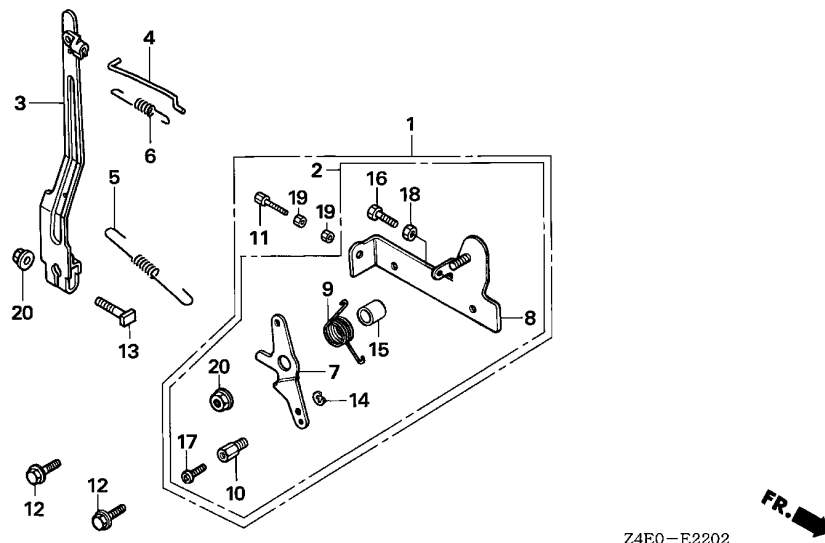
| Ref. No. | Part No. | Description | Reqd. QTY | Serial No. | Parts catalogue code |
|----------|----------------|-------------------------------|----------------|------------|--|
| | | | GX 100 U | | |
| 1 | 16500-Z0D-T00 | CONTROL ASSY. | 1 | ----- | BE14,SE3,VEA,VEG,VE3 |
| 2 | 16551-Z0D-010 | ARM, GOVERNOR | 1 | ----- | BE14,QAD,QA2,QA26,QBE,QE,QE14,QXU2,SA2,SE,SE14,SE3,VA2,VEA,VEG,VE3,VE4 VSW4 |
| 3 | 16555-Z0D-000 | ROD, GOVERNOR | 1 | ----- | BE14,QAD,QA2,QA26,QBE,QE,QE14,QXU2,SA2,SE,SE14,SE3,VA2,VEA,VEG,VE3,VE4 VSW4 |
| 4 | 16561-Z0D-U00 | SPRING, GOVERNOR | 1 | ----- | VSW4 |
| | 16561-Z0D-000 | | 1 | ----- | BE14,QAD,QA2,QA26,QBE,QE,QE14,QXU2,SA2,SE,SE14,SE3,VA2,VEA,VEG,VE3,VE4 |
| 5 | 16562-Z0D-000 | SPRING, THROTTLE RETURN | 1 | ----- | BE14,QAD,QA2,QA26,QBE,QE,QE14,QXU2,SA2,SE,SE14,SE3,VA2,VEA,VEG,VE3,VE4 VSW4 |
| 6 | 16570-ZG0-W00 | CONTROL ASSY. (STD.) | 1 | ----- | QAD,QA2,QA26,QBE,QE,QE14,QXU2,SA2,SE,SE14 |
| 7 | 16500-Z0D-U00 | CONTROL ASSY. | 1 | ----- | VSW4 |
| | 16570-ZG0-800 | CONTROL COMP. | 1 | ----- | VA2,VE4 |
| 8 | 16576-891-000 | HOLDER, CABLE | 1 | ----- | QAD,QA2,QA26,QBE,QE,QE14,QXU2,SA2,SE,SE14 |
| 9 | 16584-883-300 | SPRING, CONTROL ADJUSTING ... | 1 | ----- | BE14,QAD,QA2,QA26,QBE,QE,QE14,QXU2,SA2,SE,SE14,SE3,VA2,VEA,VEG,VE3,VE4 VSW4 |
| 10 | 90014-952-000 | BOLT, FLANGE, 6X14(CT200) ... | 2 | ----- | BE14,QAD,QA2,QA26,QBE,QE,QE14,QXU2,SA2,SE,SE14,SE3,VA2,VEA,VEG,VE3,VE4 VSW4 |
| 11 | 90015-ZE5-010 | BOLT, GOVERNOR ARM | 1 | ----- | BE14,QAD,QA2,QA26,QBE,QE,QE14,QXU2,SA2,SE,SE14,SE3,VA2,VEA,VEG,VE3,VE4 VSW4 |
| 12 | 93500-05016-0A | SCREW, PAN, 5X16 | 1 | ----- | QAD,QA2,QA26,QBE,QE,QE14,QXU2,SA2,SE,SE14 |
| 13 | 92301-05020-0A | BOLT, RECESSED, 5X20 | 1 | ----- | VSW4 |
| | 93500-05020-0A | SCREW, PAN, 5X20 | 1 | ----- | VA2,VE4 |
| 14 | 93500-05025-0A | SCREW, PAN, 5X25 | 1 | ----- | BE14,QAD,QA2,QA26,QBE,QE,QE14,QXU2,SA2,SE,SE14,SE3,VEA,VEG,VE3 |
| 15 | 94050-06000 | NUT, FLANGE, 6MM | 1 | ----- | BE14,QAD,QA2,QA26,QBE,QE,QE14,QXU2,SA2,SE,SE14,SE3,VA2,VEA,VEG,VE3,VE4 VSW4 |



| Ref. No. | L.O.N. | (Relative ref. Number) Description | F.R.T. |
|----------|--------|------------------------------------|--------|
| 1 | | (2) | |
| 1161A5 | | CONTROL, THROTTLE/GOVERNOR ... | 0.2 |
| 4 | | (3) | |
| 1161A0 | | ARM, GOVERNOR | 0.2 |
| 5 | | ROD, GOVERNOR | 0.2 |
| 6 | | SPRING, GOVERNOR | 0.1 |
| 7 | | SPRING, THROTTLE RETURN | 0.2 |

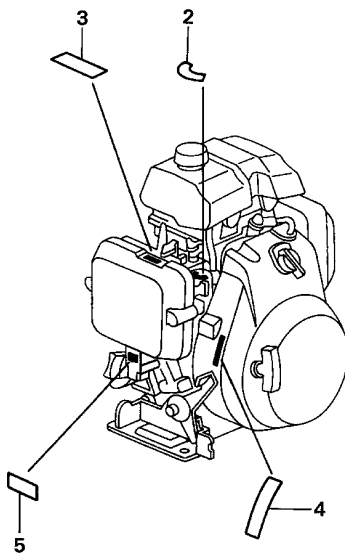
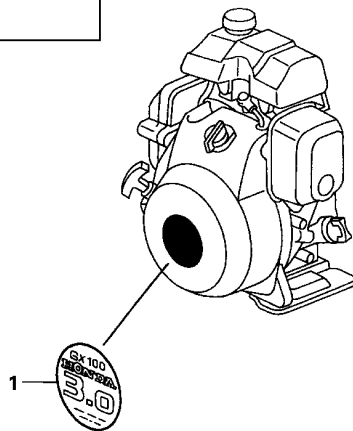
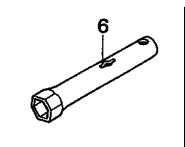
| Ref. No. | Part No. | Description | Reqd. QTY | Serial No. | Parts catalogue code |
|----------|----------------|------------------------------------|----------------|------------|--|
| | | | GX 100 U | | |
| 1 | 16500-ZG0-V90 | CONTROL ASSY. | 1 | ----- | KRA2,KRF2,KRS2,KRW2 |
| 2 | 16500-Z0D-V50 | CONTROL ASSY. | 1 | ----- | KRB,KRBD,KRBM,KRB4 |
| 3 | 16550-Z0D-V01 | ARM COMP., GOVERNOR | 1 | ----- | KRBM,KRF2 |
| 4 | 16550-Z0D-V21 | ARM COMP., GOVERNOR | 1 | ----- | KRA2,KRB,KRBD,KRB4,KRS2,KRW2 |
| 5 | 16555-Z0D-V00 | ROD, GOVERNOR | 1 | ----- | KRBM,KRF2 |
| | 16555-Z0D-V20 | | 1 | ----- | KRA2,KRB,KRBD,KRB4,KRS2,KRW2 |
| 6 | 16561-Z0D-V00 | SPRING, GOVERNOR | 1 | ----- | KRBM,KRF2 |
| | 16561-Z0D-V20 | | 1 | ----- | KRA2,KRB,KRBD,KRB4,KRS2,KRW2 |
| 7 | 16562-Z0D-V00 | SPRING, THROTTLE RETURN | 1 | ----- | KRBM,KRF2 |
| | 16562-Z0D-V20 | | 1 | ----- | KRA2,KRB,KRBD,KRB4,KRS2,KRW2 |
| 8 | 16594-883-010 | HOLDER, WIRE | 1 | ----- | KRA2,KRB,KRBD,KRBM,KRB4,KRF2,KRS2,KRW2 |
| 9 | 54717-ZG0-S00 | BOLT, CABLE ADJUSTING (6X34) | 1 | ----- | KRA2,KRF2,KRS2,KRW2 |
| 10 | 90014-952-000 | BOLT, FLANGE, 6X14(CT200) ... | 2 | ----- | KRA2,KRB,KRBD,KRBM,KRB4,KRF2,KRS2,KRW2 |
| 11 | 90015-ZE5-010 | BOLT, GOVERNOR ARM | 1 | ----- | KRA2,KRB,KRBD,KRBM,KRB4,KRF2,KRS2,KRW2 |
| 12 | 90605-230-000 | CIRCLIP, 5MM | 1 | ----- | KRA2,KRB,KRBD,KRBM,KRB4,KRF2,KRS2,KRW2 |
| 13 | 92301-05020-0A | BOLT, RECESSED, 5X20 | 1 | ----- | KRA2,KRB,KRBD,KRBM,KRB4,KRF2,KRS2,KRW2 |
| 14 | 93500-04006-0H | SCREW, PAN, 4X6 | 1 | ----- | KRA2,KRB,KRBD,KRBM,KRB4,KRF2,KRS2,KRW2 |
| 15 | 94001-05000-0S | NUT, HEX., 5MM | 1 | ----- | KRA2,KRB,KRBD,KRBM,KRB4,KRF2,KRS2,KRW2 |
| 16 | 94002-06000-0S | NUT, HEX., 6MM | 2 | ----- | KRA2,KRF2,KRS2,KRW2 |
| 17 | 94050-06000 | NUT, FLANGE, 6MM | 1 | ----- | KRA2,KRB,KRBD,KRBM,KRB4,KRF2,KRS2,KRW2 |





| Ref. No. | L.O.N. | (Relative ref. Number) Description | F.R.T. |
|----------|--------|------------------------------------|--------|
| 1 | | (2) | |
| 1 | 1161A5 | CONTROL, THROTTLE/GOVERNOR ... | 0.2 |
| 3 | 1161A0 | ARM, GOVERNOR | 0.2 |
| 4 | 1161B1 | ROD, GOVERNOR | 0.2 |
| 5 | 1161C5 | SPRING, GOVERNOR | 0.1 |
| 6 | 1161C2 | SPRING, THROTTLE RETURN | 0.2 |
| 7 | | (9) | |
| | 1161A8 | LEVER, CONTROL | 0.3 |
| 8 | 1161A2 | BASE, CONTROL | 0.3 |

| Ref. No. | Part No. | Description | Reqd. QTY | Serial No. | Parts catalogue code |
|----------|----------------|------------------------------------|----------------|------------|---|
| | | | GX 100 U | | |
| 1 | 16500-ZG0-U01 | CONTROL ASSY. (REMOTE) | 1 | ----- | KRE4,KRMB,KRW,KR4 |
| 2 | 16500-Z0D-V70 | CONTROL ASSY. (BOMAG) | 1 | ----- | KRAM,KRG,KRMG |
| | 16500-Z0D-V80 | CONTROL ASSY. | 1 | ----- | KRM,KRS |
| 3 | 16550-Z0D-V01 | ARM COMP., GOVERNOR | 1 | ----- | KRAM,KRE4,KRG,KRM,KRMB,KRMG,KRW,KR4 |
| | 16550-Z0D-V21 | | 1 | ----- | KRS |
| 4 | 16555-Z0D-V00 | ROD, GOVERNOR | 1 | ----- | KRAM,KRE4,KRG,KRM,KRMB,KRMG,KRW,KR4 |
| | 16555-Z0D-V20 | | 1 | ----- | KRS |
| 5 | 16561-Z0D-V00 | SPRING, GOVERNOR | 1 | ----- | KRAM,KRE4,KRG,KRM,KRMB,KRMG,KRW,KR4 |
| | 16561-Z0D-V20 | | 1 | ----- | KRS |
| 6 | 16562-Z0D-V00 | SPRING, THROTTLE RETURN | 1 | ----- | KRAM,KRE4,KRG,KRM,KRMB,KRMG,KRW,KR4 |
| | 16562-Z0D-V20 | | 1 | ----- | KRS |
| 7 | 16571-ZG0-810 | LEVER, CONTROL (REMOTE) | 1 | ----- | KRAM,KRE4,KRG,KRM,KRMB,KRMG,KRS,KRW,KR4 |
| 8 | 16572-ZG0-810 | BASE COMP., CONTROL (REMOTE) | 1 | ----- | KRAM,KRE4,KRG,KRMB,KRMG,KRW,KR4 |
| | 16581-Z0D-V80 | BASE, CONTROL | 1 | ----- | KRM,KRS |
| 9 | 16575-Z0D-V70 | SPRING, CONTROL LEVER RETURN | 1 | ----- | KRAM,KRG,KRMG |
| | 16592-896-610 | SPRING, RETURN | 1 | ----- | KRE4,KRM,KRMB,KRS,KRW,KR4 |
| 10 | 16594-883-010 | HOLDER, WIRE | 1 | ----- | KRAM,KRE4,KRG,KRM,KRMB,KRMG,KRS,KRW,KR4 |
| 11 | 54717-ZG0-S00 | BOLT, CABLE ADJUSTING (6X34) | 1 | ----- | KRE4,KRMB,KRW,KR4 |
| 12 | 90014-952-000 | BOLT, FLANGE, 6X14(CT200) ... | 2 | ----- | KRAM,KRE4,KRG,KRM,KRMB,KRMG,KRS,KRW,KR4 |
| 13 | 90015-ZE5-010 | BOLT, GOVERNOR ARM | 1 | ----- | KRAM,KRE4,KRG,KRM,KRMB,KRMG,KRS,KRW,KR4 |
| 14 | 90605-230-000 | CIRCLIP, 5MM | 1 | ----- | KRAM,KRE4,KRG,KRM,KRMB,KRMG,KRS,KRW,KR4 |
| 15 | 91552-ZG0-810 | COLLAR, CONTROL LEVER | 1 | ----- | KRAM,KRE4,KRG,KRM,KRMB,KRMG,KRS,KRW,KR4 |
| 16 | 92301-05020-0A | BOLT, RECESSED, 5X20 | 1 | ----- | KRAM,KRE4,KRG,KRM,KRMB,KRMG,KRS,KRW,KR4 |
| 17 | 93500-04006-0H | SCREW, PAN, 4X6 | 1 | ----- | KRAM,KRE4,KRG,KRM,KRMB,KRMG,KRS,KRW,KR4 |
| 18 | 94001-05000 | NUT, HEX., 5MM | 1 | ----- | KRAM,KRE4,KRG,KRM,KRMB,KRMG,KRS,KRW,KR4 |
| 19 | 94002-06000-0S | NUT, HEX., 6MM | 2 | ----- | KRE4,KRMB,KRW,KR4 |
| 20 | 94050-06000 | NUT, FLANGE, 6MM | 2 | ----- | KRAM,KRE4,KRG,KRM,KRMB,KRMG,KRS,KRW,KR4 |



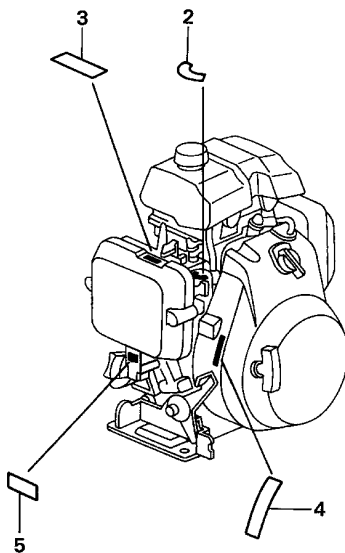
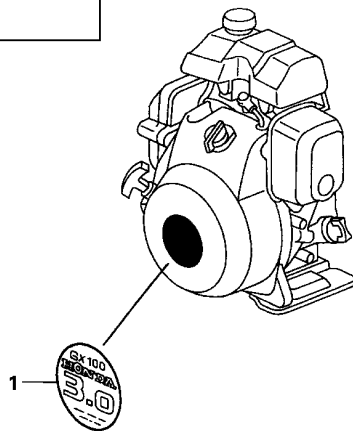
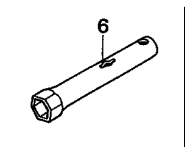
Z4E0-E2800

Ref. L.O.N. (Relative ref. Number) F.R.T.
No. Description

NO INFORMATION

| Ref. No. | Part No. | Description | Reqd. QTY | Serial No. | Parts catalogue code |
|----------|---------------|-------------------------------|----------------|------------|--|
| | | | GX 100 U | | |
| 1 | 87521-Z0D-V01 | EMBLEM (RAMMER) | 1 | ----- | BE14,KRAM,KRA2,KRB,KRBD,KRBM,KRB4,KRE4,KRF2,KRG,KRM,KRMB,KRMG,KRS,KRS2 KRW,KRW2,KR4,SE3,VEA,VEG,VE3 |
| | 87521-Z0D-010 | EMBLEM (GX100) | 1 | ----- | QAD,QA2,QA26,QBE,QE,QE14,QXU2,SA2,SE,SE14,VA2,VE4 |
| 2 | 87528-ZG0-W40 | MARK, COCK (EXTERNAL) | 1 | ----- | BE14,QAD,QA2,QA26,QBE,QE,QE14,QXU2,SA2,SE,SE14,SE3,VA2,VEA,VEG,VE3,VE4 |
| 3 | 87528-Z0D-000 | MARK, CHOKE INDICATION | 1 | ----- | BE14,KRB,KRBD,KRBM,KRB4,KRE4,KRF2,KRM,KRMB,KRMG,KRS,KRW,KRW2,KR4,QAD,QA26 QBE,QE,QE14,QXU2,SA2,SE,SE14,SE3,VA2,VEA,VEG,VE3,VE4,VSW4 |
| 4 | 87532-Z4E-000 | MARK, THROTTLE INDICATION ... | 1 | ----- | BE14,QAD,QA26,QBE,QE,QE14,QXU2,SA2,SE,SE14,SE3,VEA,VEG,VE3 |
| 5 | 87601-ZM3-720 | MARK, TYPE (SA2) | 1 | ----- | SA2 |
| | 87601-ZM3-810 | MARK, TYPE (SE) | 1 | ----- | SE |
| | 87601-Z0D-R00 | MARK, TYPE (VSW4) | 1 | ----- | VSW4 |
| | 87601-Z0D-R10 | MARK, TYPE (KRS2) | 1 | ----- | KRS2 |
| | 87601-Z0D-R20 | MARK, TYPE (VEG) | 1 | ----- | VEG |
| | 87601-Z0D-R30 | MARK, TYPE (VEA) | 1 | ----- | VEA |
| | 87601-Z0D-R40 | MARK, TYPE (QXU2) | 1 | ----- | QXU2 |
| | 87601-Z0D-R50 | MARK, TYPE (KRBM) | 1 | ----- | KRBM |
| | 87601-Z0D-R70 | MARK, TYPE (KRMG) | 1 | ----- | KRMG |
| | 87601-Z0D-R80 | MARK, TYPE (KRMB) | 1 | ----- | KRMB |
| | 87601-Z0D-T00 | MARK, TYPE (QE14) | 1 | ----- | QE14 |
| | 87601-Z0D-T10 | MARK, TYPE (BE14) | 1 | ----- | BE14 |
| | 87601-Z0D-T30 | MARK, TYPE (SE14) | 1 | ----- | SE14 |
| | 87601-Z0D-T40 | MARK, TYPE (SE3) | 1 | ----- | SE3 |
| | 87601-Z0D-T50 | MARK, TYPE (VE3) | 1 | ----- | VE3 |
| | 87601-Z0D-T60 | MARK, TYPE (KRAM) | 1 | ----- | KRAM |
| | 87601-Z0D-T70 | MARK, TYPE (KRM) | 1 | ----- | KRM |
| | 87601-Z0D-T80 | MARK, TYPE (QBE) | 1 | ----- | QBE |
| | 87601-Z0D-T90 | MARK, TYPE (KRW) | 1 | ----- | KRW |
| | 87601-Z0D-U10 | MARK, TYPE (KRB4) | 1 | ----- | KRB4 |
| | 87601-Z0D-U40 | MARK, TYPE (QAD) | 1 | ----- | QAD |
| | 87601-Z0D-U50 | MARK, TYPE (KRW2) | 1 | ----- | KRW2 |

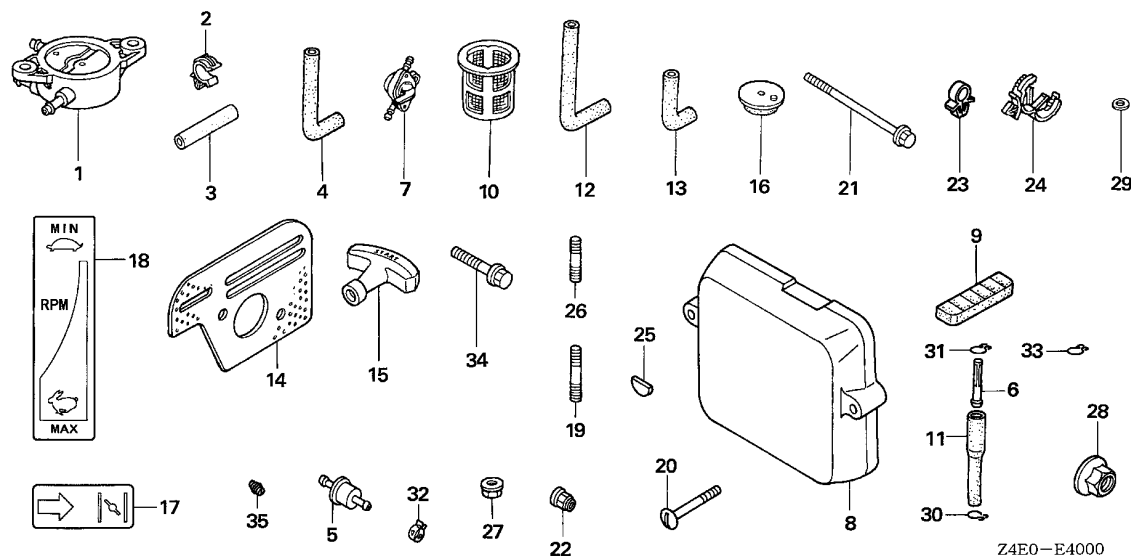




Z4E0-E2800

2

| Ref. No. | Part No. | Description | Reqd. QTY | Serial No. | Parts catalogue code |
|----------|---------------|--------------------|----------------|------------|--|
| | | | GX 100 U | | |
| (5) | 87601-Z0D-U80 | MARK, TYPE (KRBD) | 1 | ----- | KRBD |
| | 87601-Z0D-U90 | MARK, TYPE (KRF2) | 1 | ----- | KRF2 |
| | 87601-Z0D-V00 | MARK, TYPE (KR4) | 1 | ----- | KR4 |
| | 87601-Z0D-V10 | MARK, TYPE (KRE4) | 1 | ----- | KRE4 |
| | 87601-Z0D-V40 | MARK, TYPE (KRA2) | 1 | ----- | KRA2 |
| | 87601-Z0D-V50 | MARK, TYPE (KRB) | 1 | ----- | KRB |
| | 87601-Z0D-V70 | MARK, TYPE (KRG) | 1 | ----- | KRG |
| | 87601-Z0D-V80 | MARK, TYPE (KRS) | 1 | ----- | KRS |
| | 87601-Z0D-820 | MARK, TYPE (QE) | 1 | ----- | QE |
| | 87601-Z0D-830 | MARK, TYPE (QA2) | 1 | ----- | QA2 |
| | 87601-Z0D-840 | MARK, TYPE (QA26) | 1 | ----- | QA26 |
| | 87601-Z0D-860 | MARK, TYPE (VE4) | 1 | ----- | VE4 |
| | 87601-Z0D-870 | MARK, TYPE (VA2) | 1 | ----- | VA2 |
| 6 | 89216-130-690 | WRENCH, SPARK PLUG | 1 | ----- | KRAM,KRA2,KRB,KRBD,KRBM,KRB4,KRF2,KRG,KRM,KRMG,KRS,KRS2,KRW,KRW2,SA2,VEG VSW4 |

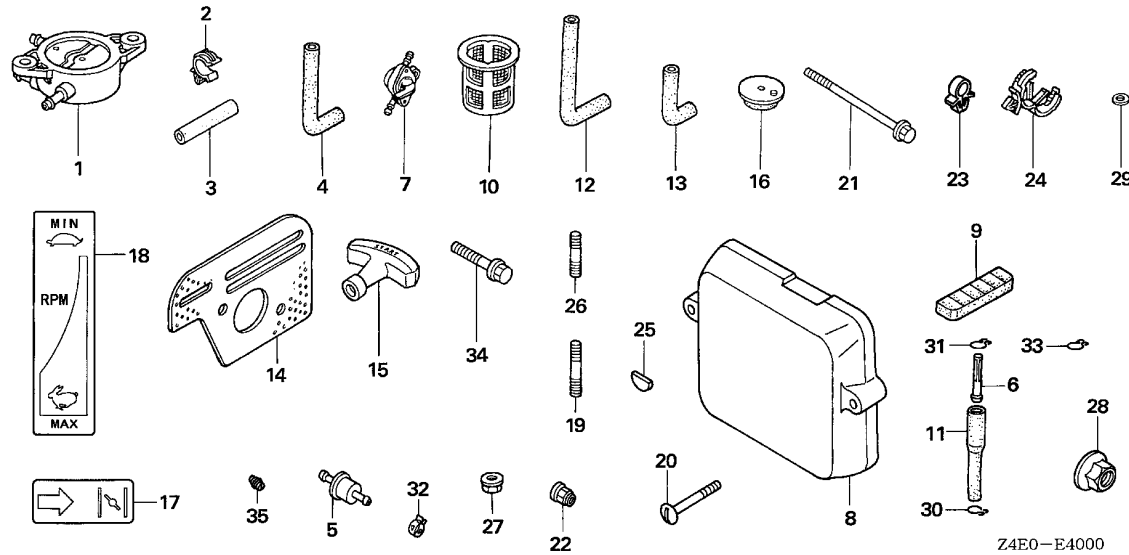


Ref. L.O.N. (Relative ref. Number) F.R.T.
No. Description

NO INFORMATION

| Ref. No. | Part No. | Description | Reqd. QTY | Serial No. | Parts catalogue code |
|----------|---------------|---------------------------------|-----------|------------|-------------------------|
| 1 | 16700-ZL8-013 | PUMP ASSY., FUEL | 1 | ----- | VSW4 |
| 2 | 16731-ZE2-003 | CLIP, TUBE | 1 | ----- | VSW4 |
| 3 | 16854-ZH8-810 | RUBBER, SUPPORTER (50MM) | 1 | ----- | VSW4 |
| 4 | 16882-Z0D-U00 | TUBE, DIAPHRAGM | 1 | ----- | VSW4 |
| 5 | 16910-GB2-005 | STRAINER COMP., FUEL | 1 | ----- | KRF2 |
| 6 | 16952-ZE6-000 | STRAINER, FUEL | 1 | ----- | VSW4 |
| 7 | 16960-YA0-015 | COCK ASSY., FUEL (DRAIN) | 1 | ----- | VSW4 |
| 8 | 17231-Z0D-V61 | COVER, AIR CLEANER | 1 | ----- | KRS2 |
| 9 | 17533-ZM7-000 | RUBBER B, TANK MOUNTING | 2 | ----- | VSW4 |
| 10 | 17670-ZC3-700 | FILTER COMP., FUEL | 1 | ----- | VSW4 |
| 11 | 17701-Z0D-U00 | TUBE, FUEL TANK | 1 | ----- | VSW4 |
| 12 | 17702-Z0D-U00 | TUBE A, FUEL | 1 | ----- | VSW4 |
| 13 | 17703-Z0D-U00 | TUBE B, FUEL | 1 | ----- | VSW4 |
| 14 | 18381-Z0D-000 | GASKET, MUFFLER | 1 | ----- | VSW4 |
| 15 | 28461-Z0D-003 | GRIP, STARTER | 1 | ----- | VSW4 |
| 16 | 60407-ZA7-000 | RUBBER, BOTTOM | 4 | ----- | VSW4 |
| 17 | 87528-Z0D-000 | MARK, CHOKE INDICATION | 1 | ----- | KRAM,KRA2,KRG,KRS2,QA2 |
| 18 | 87532-Z4E-000 | MARK, THROTTLE INDICATION | 1 | ----- | KRA2,KRS2,QA2 |
| 19 | 90001-ZK7-V00 | BOLT, STUD, 10X32 | 4 | ----- | KRS |
| 20 | 90011-Z0D-000 | BOLT, AIR CLEANER COVER | 2 | ----- | KRS2 |
| 21 | 90015-ZG0-801 | BOLT, FLANGE, 6X65 | 1 | ----- | VSW4 |
| 22 | 90343-ZE6-000 | NUT, SELF-LOCK, 6MM | 2 | ----- | VSW4 |
| 23 | 90681-959-003 | CLIP A, CABLE (NIFCO) | 1 | ----- | QXU2,VA2,VE4,VSW4 |
| 24 | 90684-ZA0-601 | CLIP, HARNESS | 4 | ----- | VSW4 |
| 25 | 90741-Z0D-V50 | KEY, WOODRUFF, 13X12 | 1 | ----- | KRB,KRBD,KRBM,KRB4,KRS2 |





| Ref. No. | Part No. | Description | Reqd. QTY | | Serial No. | Parts catalogue code |
|----------|----------------|--------------------------|-----------|-------|------------|----------------------|
| | | | GX | U | | |
| 26 | 92900-08025-0E | BOLT, STUD, 8X25 | 4 | ----- | ----- | KRAM |
| 27 | 94050-10000 | NUT, FLANGE, 10MM | 4 | ----- | ----- | KRS |
| 28 | 94050-12000 | NUT, FLANGE, 12MM | 1 | ----- | ----- | KRS2 |
| 29 | 94103-08000 | WASHER, PLAIN, 8MM | 6 | ----- | ----- | VSW4 |
| 30 | 95002-02080 | CLIP, TUBE (B8) | 3 | ----- | ----- | VSW4 |
| 31 | 95002-02100 | CLIP, TUBE (B10) | 2 | ----- | ----- | VSW4 |
| 32 | 95002-40850-08 | CLAMP, TUBE (D8.5) | 1 | ----- | ----- | KRBM,KRM,KRS |
| | | | 2 | ----- | ----- | KRF2 |
| 33 | 95002-70000 | CLIP, TUBE (C11) | 1 | ----- | ----- | VSW4 |
| 34 | 95701-08045-00 | BOLT, FLANGE, 8X45 | 3 | ----- | ----- | VSW4 |
| 35 | 99101-Z4E-0560 | JET, MAIN, #56 | (1) | | | |

PART NO. INDEX

G 1

| Part Number | Address | Page | Ref. | Part Number | Address | Page | Ref. | Part Number | Address | Page | Ref. | Part Number | Address | Page | Ref. |
|---------------|---------|------|------|---------------|---------|------|------|---------------|---------|------|------|---------------|---------|------|------|
| 11000 | | | | 15600-ZM7-003 | D3 | 20 | 5 | 16100-Z0D-013 | D13 | 30 | 10 | 16575-Z0D-V70 | E13 | 46 | 9 |
| 11300-Z0D-405 | D3 | 20 | 1 | 15625-ZE1-003 | D3 | 20 | 6 | 16100-Z0D-U01 | D13 | 30 | 9 | 16576-891-000 | E11 | 44 | 8 |
| 11300-Z0D-406 | D3 | 20 | 1 | 15721-Z0D-000 | D1 | 18 | 10 | 16100-Z0D-V04 | E1 | 34 | 31 | 16581-Z0D-V80 | E13 | 46 | 8 |
| 11300-Z0D-407 | D3 | 20 | 1 | 15721-Z0D-V00 | D1 | 18 | 10 | 16100-Z0D-V22 | D15 | 32 | 9 | 16584-883-300 | E11 | 44 | 9 |
| 11300-Z0D-409 | D3 | 20 | 1 | 15721-Z0D-V70 | D1 | 18 | 10 | 16100-Z0D-V74 | E1 | 34 | 31 | 16592-896-610 | E13 | 46 | 9 |
| 11300-Z0D-Q00 | D3 | 20 | 1 | 16000 | | | | 16124-ZE0-005 | D13 | 30 | 11 | 16594-883-010 | E12 | 45 | 8 |
| 11300-Z0D-Q10 | D3 | 20 | 1 | 16010-Z0D-V02 | D16 | 33 | 1 | | D15 | 32 | 10 | | E13 | 46 | 10 |
| 11511-Z0D-V00 | D3 | 20 | 2 | 16010-Z0D-V21 | D15 | 32 | 1 | 16166-Z0D-003 | D13 | 30 | 12 | 16700-ZL8-013 | E16 | 49 | 1 |
| 11511-Z0D-V10 | D3 | 20 | 3 | 16010-ZG0-015 | D13 | 30 | 1 | | D15 | 32 | 11 | 16731-ZE2-003 | E16 | 49 | 2 |
| | | | | 16010-ZM7-003 | D13 | 30 | 1 | 16199-Z0D-V21 | D15 | 32 | 12 | 16854-ZH8-810 | E16 | 49 | 3 |
| | | | | 16011-Z0D-V02 | D16 | 33 | 2 | 16211-Z0D-000 | D13 | 30 | 13 | 16882-Z0D-U00 | E16 | 49 | 4 |
| | | | | 16011-ZE0-005 | D13 | 30 | 2 | | D15 | 32 | 13 | 16910-GB2-005 | E7 | 40 | 1 |
| | | | | 16013-Z0D-V02 | D16 | 33 | 3 | 16211-Z0D-V00 | E1 | 34 | 32 | | E16 | 49 | 5 |
| | | | | 16013-ZG0-811 | D13 | 30 | 3 | 16212-Z0D-000 | D13 | 30 | 14 | 16910-ZE8-015 | E7 | 40 | 1 |
| | | | | 16014-Z0D-V02 | D16 | 33 | 4 | 16212-Z0D-V00 | E1 | 34 | 33 | 16952-ZE6-000 | E7 | 40 | 2 |
| | | | | 16015-Z0D-V21 | D15 | 32 | 4 | 16212-Z0D-V20 | D15 | 32 | 14 | | E16 | 49 | 6 |
| | | | | 16015-ZM7-003 | D13 | 30 | 4 | 16213-Z0D-V00 | E1 | 34 | 34 | 16953-Z0D-003 | D14 | 31 | 16 |
| | | | | 16016-Z0D-V21 | D15 | 32 | 5 | 16214-Z0D-V00 | E1 | 34 | 35 | 16954-ZE1-812 | D14 | 31 | 17 |
| | | | | 16016-ZH7-W01 | D13 | 30 | 5 | 16215-Z0D-V00 | E1 | 34 | 36 | 16956-ZE1-811 | D14 | 31 | 18 |
| | | | | 16018-ZM3-004 | D16 | 33 | 5 | 16221-Z0D-V00 | E1 | 34 | 37 | 16957-ZE1-812 | D14 | 31 | 19 |
| | | | | 16019-ZM3-004 | D16 | 33 | 6 | 16221-ZG0-801 | D14 | 31 | 15 | 16960-YA0-015 | E16 | 49 | 7 |
| | | | | 16022-ZM3-014 | D16 | 33 | 7 | 16500-Z0D-T00 | E11 | 44 | 1 | 17000 | | | |
| | | | | 16023-Z0D-V02 | D16 | 33 | 8 | 16500-Z0D-U00 | E11 | 44 | 7 | 17211-ZL8-013 | E3 | 36 | 1 |
| | | | | 16024-ZB9-005 | D13 | 30 | 6 | 16500-Z0D-V50 | E12 | 45 | 2 | 17218-Z0D-000 | E3 | 36 | 2 |
| | | | | | | | | 16500-Z0D-V70 | E13 | 46 | 2 | 17220-Z0D-000 | E3 | 36 | 3 |
| | | | | | | | | 16500-Z0D-V80 | E13 | 46 | 2 | 17220-Z0D-V00 | E3 | 36 | 3 |
| | | | | | | | | 16500-ZG0-U01 | E13 | 46 | 1 | 17220-Z0D-V20 | E3 | 36 | 3 |
| | | | | | | | | 16500-ZG0-V90 | E12 | 45 | 1 | 17228-Z0D-V01 | E3 | 36 | 4 |
| | | | | | | | | 16510-Z0D-U00 | D3 | 20 | 7 | 17228-Z0D-V21 | E3 | 36 | 5 |
| | | | | | | | | 16510-ZL8-000 | D3 | 20 | 7 | 17231-Z0D-000 | E3 | 36 | 6 |
| | | | | | | | | 16531-ZE1-000 | D3 | 20 | 8 | 17231-Z0D-V61 | E3 | 36 | 6 |
| | | | | | | | | 16541-Z0D-000 | D3 | 20 | 9 | | E16 | 49 | 8 |
| | | | | | | | | 16550-Z0D-V01 | E12 | 45 | 3 | 17274-ZT3-000 | E3 | 36 | 5 |
| | | | | | | | | | E13 | 46 | 3 | 17511-ZM7-010 | E7 | 40 | 3 |
| | | | | | | | | 16550-Z0D-V21 | E12 | 45 | 4 | 17532-Z0D-T00 | E7 | 40 | 5 |
| | | | | | | | | | E13 | 46 | 3 | 17532-ZM7-000 | E7 | 40 | 4 |
| | | | | | | | | 16551-Z0D-010 | E11 | 44 | 2 | 17533-Z0D-T00 | E7 | 40 | 6 |
| | | | | | | | | 16552-896-650 | E1 | 34 | 38 | 17533-ZM7-000 | E7 | 40 | 6 |
| | | | | | | | | 16555-Z0D-000 | E11 | 44 | 3 | | E16 | 49 | 9 |
| | | | | | | | | 16555-Z0D-V00 | E12 | 45 | 5 | 17561-Z0D-000 | E7 | 40 | 7 |
| | | | | | | | | | E13 | 46 | 4 | 17566-Z0D-010 | E7 | 40 | 9 |
| | | | | | | | | 16555-Z0D-V20 | E12 | 45 | 5 | 17566-Z0D-T02 | E7 | 40 | 8 |
| | | | | | | | | | E13 | 46 | 4 | 17620-ZL8-013 | E7 | 40 | 10 |
| | | | | | | | | 16561-Z0D-000 | E11 | 44 | 4 | 17622-ZL8-003 | E7 | 40 | 11 |
| | | | | | | | | 16561-Z0D-U00 | E11 | 44 | 4 | 17624-ZL8-003 | E7 | 40 | 12 |
| | | | | | | | | 16561-Z0D-V00 | E12 | 45 | 6 | 17670-ZC3-700 | E16 | 49 | 10 |
| | | | | | | | | | E13 | 46 | 5 | 17701-Z0D-000 | E7 | 40 | 13 |
| | | | | | | | | 16561-Z0D-V20 | E12 | 45 | 6 | 17701-Z0D-U00 | E16 | 49 | 11 |
| | | | | | | | | | E13 | 46 | 5 | 17702-Z0D-U00 | E16 | 49 | 12 |
| | | | | | | | | 16562-Z0D-000 | E11 | 44 | 5 | 17703-Z0D-U00 | E16 | 49 | 13 |
| | | | | | | | | 16562-Z0D-V00 | E12 | 45 | 7 | 30000 | | | |
| | | | | | | | | | E13 | 46 | 6 | 30500-Z0D-013 | E9 | 42 | 4 |
| | | | | | | | | 16562-Z0D-V20 | E12 | 45 | 7 | 30500-Z0D-V02 | E9 | 42 | 3 |
| | | | | | | | | | E13 | 46 | 6 | 30507-441-000 | E7 | 40 | 15 |
| | | | | | | | | 16570-ZG0-800 | E11 | 44 | 7 | 30564-ZA5-000 | E9 | 42 | 5 |
| | | | | | | | | 16570-ZG0-W00 | E11 | 44 | 6 | 30700-Z0D-V01 | E9 | 42 | 6 |
| | | | | | | | | 16571-ZG0-810 | E13 | 46 | 7 | 30701-883-000 | E9 | 42 | 7 |
| | | | | | | | | 16572-ZG0-810 | E13 | 46 | 8 | 18310-Z0D-V00 | E6 | 39 | 1 |
| | | | | | | | | | E13 | 46 | 8 | 18310-Z0D-V20 | E6 | 39 | 1 |
| | | | | | | | | 18310-Z0D-000 | E5 | 38 | 1 | 18310-Z0D-V00 | E5 | 38 | 1 |
| | | | | | | | | 18320-Z0M-780 | E5 | 38 | 2 | | | | |

3

PART NAME INDEX

| Part name | Address | Page | Ref. | Part name | Address | Page | Ref. | Part name | Address | Page | Ref. |
|--------------------------------|---------|------|------|-------------------------------------|---------|------|------|----------------------------------|---------|------|------|
| [A] | | | | BOLT, STUD | E3 | 36 | 9 | CONTROL ASSY. | E12 | 45 | 2 |
| ALERT UNIT, OIL | E10 | 43 | 3 | BOLT, STUD, 10X32 | E16 | 49 | 19 | | E13 | 46 | 1 |
| ARM COMP., GOVERNOR | E12 | 45 | 3 | BOLT, STUD, 5X75 | E3 | 36 | 10 | CONTROL COMP. | E11 | 44 | 7 |
| | | | 4 | BOLT, STUD, 5X85 | E3 | 36 | 10 | CORD, STOP SWITCH | E9 | 42 | 9 |
| | E13 | 46 | 3 | BOLT, STUD, 5X91 | E3 | 36 | 10 | | E10 | 43 | 2 |
| ARM, EX. VALVE ROCKER | D7 | 24 | 6 | BOLT, STUD, 6X78 | E6 | 39 | 7 | COVER ASSY., CRANKCASE | D3 | 20 | 1 |
| ARM, GOVERNOR | E11 | 44 | 2 | BOLT, STUD, 6X90 | E6 | 39 | 7 | COVER COMP. A, BREATHER | D1 | 18 | 5 |
| ARM, IN. VALVE ROCKER | D7 | 24 | 5 | BOLT, STUD, 8X25 | D4 | 21 | 17 | COVER COMP. B, BREATHER | D1 | 18 | 6 |
| ARRESTER COMP., SPARK | E5 | 38 | 5 | | F1 | 50 | 26 | COVER COMP., FAN | D12 | 29 | 1 |
| | E6 | 39 | 3 | BRACKET, OIL ALERT UNIT | E10 | 43 | 1 | COVER, AIR CLEANER | E3 | 36 | 6 |
| [B] | | | | | | | | | E16 | 49 | 8 |
| BALL | E1 | 34 | 26 | [C] | | | | COVER, HEAD | D1 | 18 | 4 |
| BARREL ASSY., CYLINDER | D1 | 18 | 1 | CAP ASSY., FUEL TANK | E7 | 40 | 10 | COVER, METERING DIAPHRAGM | D16 | 33 | 13 |
| BASE COMP., CONTROL | E13 | 46 | 8 | CAP ASSY., OIL FILLER | D3 | 20 | 5 | COVER, PUMP | D16 | 33 | 10 |
| BASE, CONTROL | E13 | 46 | 8 | CAP, MUFFLER | E5 | 38 | 3 | CRANKSHAFT COMP. | D5 | 22 | 1 |
| BEARING, RADIAL BALL, 6204 ... | D4 | 21 | 25 | | | | | | | | |
| | D5 | 22 | 8 | CARBURETOR ASSY. | D13 | 30 | 9 | | | | 2 |
| BEARING, RADIAL BALL, 6204C .. | D5 | 22 | 8 | | D15 | 32 | 9 | | | | 5 |
| BED, ENGINE | D3 | 20 | 4 | | E1 | 34 | 31 | [D] | | | |
| BELT, TIMING | D7 | 24 | 4 | CASE COMP., AIR CLEANER | E3 | 36 | 3 | DEFLECTOR COMP., MUFFLER | E5 | 38 | 8 |
| BOLT-WASHER, 10X40 | D4 | 21 | 18 | CASE COMP., RECOIL STARTER | D10 | 27 | 2 | DIAPHRAGM ASSY., METERING | D16 | 33 | 3 |
| BOLT, 4X10 | D1 | 18 | 11 | CHAMBER SET, FLOAT | D13 | 30 | 4 | DIAPHRAGM, PUMP | D16 | 33 | 4 |
| BOLT, AIR CLEANER COVER | E3 | 36 | 8 | | D15 | 32 | 4 | DOWEL PIN, 6X10 | D4 | 21 | 22 |
| | E16 | 49 | 20 | CHOKE SET | D13 | 30 | 8 | DOWEL PIN, 8X20 | D4 | 21 | 21 |
| BOLT, CABLE ADJUSTING | E12 | 45 | 9 | CIRCLIP, 5MM | E12 | 45 | 12 | [E] | | | |
| | E13 | 46 | 11 | CLAMP, TUBE | E13 | 46 | 14 | ELEMENT, AIR CLEANER | E3 | 36 | 1 |
| BOLT, CONNECTING ROD | D6 | 23 | 5 | | D15 | 32 | 18 | EMBLEM | E14 | 47 | 1 |
| BOLT, DRAIN PLUG | D3 | 20 | 11 | | E2 | 35 | 40 | [F] | | | |
| BOLT, FLANGE, 5X77 | E3 | 36 | 7 | | E8 | 41 | 23 | FILTER COMP., FUEL | E16 | 49 | 10 |
| BOLT, FLANGE, 6MM | D9 | 26 | 4 | CLIP A, CABLE | F1 | 50 | 32 | FILTER, OUTER | E3 | 36 | 2 |
| BOLT, FLANGE, 6X14 | D1 | 18 | 12 | | E10 | 43 | 8 | FLANGE, P.T.O. | D3 | 20 | 2 |
| | D12 | 29 | 4 | CLIP B, CABLE | E16 | 49 | 23 | | | | |
| | E5 | 38 | 10 | CLIP, CABLE, 6MM | E10 | 43 | 7 | FLOAT SET | D13 | 30 | 3 |
| | E6 | 39 | 6 | CLIP, CABLE, 6MM | E10 | 43 | 7 | | D15 | 32 | 3 |
| | E10 | 43 | 5 | CLIP, GOVERNOR HOLDER | D4 | 21 | 14 | FLYWHEEL COMP. | E9 | 42 | 8 |
| | E11 | 44 | 10 | CLIP, HARNESS | E16 | 49 | 24 | [G] | | | |
| | E12 | 45 | 10 | CLIP, HIGH TENSION CORD | E9 | 42 | 7 | GASKET SET | D13 | 30 | 1 |
| | E13 | 46 | 12 | CLIP, PISTON PIN, 13MM | D6 | 23 | 6 | | D15 | 32 | 1 |
| BOLT, FLANGE, 6X20 | E9 | 42 | 10 | CLIP, THROTTLE SHAFT | E1 | 34 | 22 | GASKET, METERING DIAPHRAGM | D16 | 33 | 1 |
| BOLT, FLANGE, 6X25 | D3 | 20 | 10 | CLIP, TUBE | E8 | 41 | 21 | GASKET, MUFFLER | E5 | 38 | 7 |
| BOLT, FLANGE, 6X65 | E16 | 49 | 21 | | | | | | E6 | 39 | 4 |
| BOLT, FLANGE, 6X79 | E5 | 38 | 9 | | E16 | 49 | 2 | | E16 | 49 | 14 |
| | E6 | 39 | 5 | CLIP, WIRE HARNESS, 10MM | E10 | 43 | 6 | GASKET, PUMP | D16 | 33 | 2 |
| BOLT, FLANGE, 6X8 | D11 | 28 | 13 | COCK ASSY., FUEL | E16 | 49 | 7 | GOVERNOR ASSY. | D3 | 20 | 7 |
| | E10 | 43 | 10 | COIL ASSY., IGNITION | E9 | 42 | 3 | GRIP, STARTER | D9 | 26 | 2 |
| BOLT, FLANGE, 8X18 | D4 | 21 | 23 | | | | | | D10 | 27 | 8 |
| BOLT, FLANGE, 8X25 | D4 | 21 | 23 | COLLAR, CANISTER MOUNTING | E7 | 40 | 14 | | E16 | 49 | 15 |
| BOLT, FLANGE, 8X40 | D4 | 21 | 24 | COLLAR, CONTROL LEVER | E13 | 46 | 15 | GROMMET, CORD | E9 | 42 | 5 |
| BOLT, FLANGE, 8X45 | D4 | 21 | 24 | COLLAR, IGNITION COIL SETTING | E7 | 40 | 15 | GROMMET, DRAIN HOLE | D12 | 29 | 3 |
| | F1 | 50 | 34 | COLLAR, LEVER | E1 | 34 | 38 | | | | |
| BOLT, GOVERNOR ARM | E11 | 44 | 11 | CONTROL ASSY. | E11 | 44 | 1 | [H] | | | |
| | E12 | 45 | 11 | | | | | | | | |
| | E13 | 46 | 13 | | | | | | | | |
| BOLT, RECESSED, 5X20 | E11 | 44 | 13 | | | | | | | | |
| | E12 | 45 | 13 | | | | | | | | |
| | E13 | 46 | 16 | | | | | | | | |

PART NAME INDEX

| Part name | Address | Page | Ref. | Part name | Address | Page | Ref. | Part name | Address | Page | Ref. |
|---------------------------------|---------|------|------|---------------------------------|---------|------|------|-------------------------------|---------|------|------|
| GUIDE ASSY., EX. VALVE | D1 | 18 | 2 | [N] | | | | PROTECTOR, MUFFLER | E5 | 38 | 2 |
| GUIDE, IN. VALVE | D1 | 18 | 3 | NOZZLE, MAIN | D13 | 30 | 12 | | E6 | 39 | 2 |
| GUIDE, RATCHET | D10 | 27 | 5 | | D15 | 32 | 11 | PULLEY COMP., CAMSHAFT | D7 | 24 | 2 |
| [H] | | | | NUT, FLANGE, 10MM | F1 | 50 | 27 | PULLEY, STARTER | E9 | 42 | 2 |
| HOLDER, CABLE | E11 | 44 | 8 | NUT, FLANGE, 12MM | E9 | 42 | 12 | PUMP ASSY., FUEL | E16 | 49 | 1 |
| HOLDER, WIRE | E12 | 45 | 8 | | F1 | 50 | 28 | [R] | | | |
| | E13 | 46 | 10 | NUT, FLANGE, 5MM | E3 | 36 | 11 | RATCHET, STARTER | D10 | 27 | 4 |
| HOSE, FUEL, 4.5X100 | E8 | 41 | 19 | NUT, FLANGE, 6MM | E4 | 37 | 12 | REEL, RECOIL STARTER | D10 | 27 | 3 |
| HOSE, FUEL, 4.5X120 | E1 | 34 | 39 | | E7 | 40 | 16 | RETAINER, VALVE SPRING | D7 | 24 | 11 |
| HOSE, FUEL, 4.5X270 | E8 | 41 | 20 | NUT, HEX., 12MM | D5 | 22 | 7 | RING SET, PISTON | D6 | 23 | 1 |
| HOSE, FUEL, 4.5X310 | E8 | 41 | 19 | NUT, HEX., 5MM | E12 | 45 | 15 | ROD ASSY., CONNECTING | D6 | 23 | 4 |
| HOSE, FUEL, 4.5X400 | D15 | 32 | 17 | | E13 | 46 | 20 | ROD, GOVERNOR | E11 | 44 | 3 |
| | E1 | 34 | 39 | NUT, HEX., 6MM | E12 | 45 | 16 | | E12 | 45 | 5 |
| HOSE, FUEL, 4.5X50 | E7 | 40 | 19 | | E13 | 46 | 18 | ROPE, RECOIL STARTER | D10 | 27 | 9 |
| [I] | | | | NUT, SELF-LOCK, 6MM | E6 | 39 | 9 | ROPE, STARTER | D9 | 26 | 3 |
| INSULATOR B, CARBURETOR | E1 | 34 | 34 | | E7 | 40 | 17 | RUBBER A, TANK MOUNTING | E7 | 40 | 4 |
| INSULATOR, CARBURETOR | D13 | 30 | 13 | NUT, TAPPET ADJUSTING | E16 | 49 | 22 | RUBBER B, TANK MOUNTING | E7 | 40 | 6 |
| | D15 | 32 | 13 | [O] | D7 | 24 | 13 | | E16 | 49 | 9 |
| | E1 | 34 | 32 | OIL SEAL, 20X32X6 | D1 | 18 | 13 | RUBBER, BOTTOM | E16 | 49 | 16 |
| [J] | | | | | D4 | 21 | 15 | RUBBER, SUPPORTER | E16 | 49 | 3 |
| JET | E2 | 35 | 41 | OIL SEAL, 6X11X4 | D4 | 21 | 16 | [S] | | | |
| JET SET, PILOT, | D14 | 31 | 23 | O-RING, 11.8X2.4 | E10 | 43 | 9 | SCREEN, INLET | D16 | 33 | 5 |
| | D15 | 32 | 21 | O-RING, 6.8X1.9 | D7 | 24 | 14 | SCREW | D16 | 33 | 11 |
| JET, MAIN, | D14 | 31 | 22 | [P] | | | | | E1 | 34 | 29 |
| | D15 | 32 | 20 | PACKING B, INSULATOR | E1 | 34 | 35 | SCREW-WASHER, 4X12 | D15 | 32 | 16 |
| | F1 | 50 | 35 | PACKING, AIR CLEANER | E3 | 36 | 4 | SCREW ASSY. | E1 | 34 | 24 |
| [K] | | | | | E5 | 38 | 6 | SCREW SET | D13 | 30 | 7 |
| KEY, 4.78X4.78X38 | D5 | 22 | 6 | PACKING, AIR INTAKE JOINT | E3 | 36 | 5 | | D15 | 32 | 5 |
| KEY, 5X5X33 | D5 | 22 | 6 | PACKING, CARBURETOR | D14 | 31 | 15 | SCREW SET, DRAIN | D13 | 30 | 6 |
| KEY, SPECIAL | E9 | 42 | 1 | | D15 | 32 | 15 | | D15 | 32 | 6 |
| KEY, WOODRUFF, 13X12 | E16 | 49 | 25 | PACKING, FUEL CAP | E1 | 34 | 37 | SCREW SET, PILOT | D13 | 30 | 5 |
| [L] | | | | PACKING, FUEL COCK | D14 | 31 | 19 | SCREW, IDLE ADJUSTING | D16 | 33 | 18 |
| LEVER SET, CHOKE | D15 | 32 | 8 | PACKING, INSULATOR | D13 | 30 | 14 | SCREW, PAN, 3X5 | D1 | 18 | 14 |
| LEVER, COCK | D14 | 31 | 16 | | D15 | 32 | 14 | SCREW, PAN, 3X6 | D14 | 31 | 20 |
| LEVER, CONTROL | E13 | 46 | 7 | PACKING, OIL FILLER CAP | D3 | 20 | 6 | SCREW, PAN, 4X6 | E12 | 45 | 14 |
| LEVER, METERING | D16 | 33 | 8 | PIN, LOCK, 8MM | D4 | 21 | 20 | | E13 | 46 | 17 |
| LEVER, THROTTLE | D16 | 33 | 16 | PIN, METERING LEVER | D16 | 33 | 7 | SCREW, PAN, 5X16 | E11 | 44 | 12 |
| [M] | | | | PIN, PISTON | D6 | 23 | 3 | SCREW, PAN, 5X20 | E11 | 44 | 13 |
| MARK, CHOKE INDICATION | E14 | 47 | 3 | PIPE, BREATHER | D1 | 18 | 7 | SCREW, PAN, 5X25 | E11 | 44 | 14 |
| | E16 | 49 | 17 | PISTON | D6 | 23 | 2 | SCREW, SETTING | D11 | 28 | 12 |
| MARK, COCK | E14 | 47 | 2 | PLATE, ARRESTER NUMBER | E5 | 38 | 6 | SCREW, TAPPET ADJUSTING | D7 | 24 | 12 |
| MARK, THROTTLE INDICATION | E14 | 47 | 4 | PLATE, INSULATOR | E1 | 34 | 36 | SCREW, TAPPING, 4X6 | E5 | 38 | 11 |
| | E16 | 49 | 18 | PLATE, LEVER SETTING | D14 | 31 | 17 | | E6 | 39 | 8 |
| MARK, TYPE | E14 | 47 | 5 | PLATE, SIDE | D10 | 27 | 10 | SCREW, THROTTLE STOP | D13 | 30 | 11 |
| | E15 | 48 | 5 | PLATE, SLIDE | D11 | 28 | 11 | | D15 | 32 | 10 |
| MUFFLER COMP. | E5 | 38 | 1 | PLATE, STOPPER | D1 | 18 | 9 | SCREW, VALVE | E1 | 34 | 23 |
| | E6 | 39 | 1 | PLUG, SPARK | D2 | 19 | 15 | SEAL, DUST | E1 | 34 | 30 |
| | | | | PROTECTOR COMP., MUFFLER | E5 | 38 | 2 | SEAL, VALVE STEM | D7 | 24 | 1 |
| | | | | | | | | SHAFT ASSY., CHOKE | E1 | 34 | 27 |
| | | | | | | | | SHAFT, CAM PULLEY | D7 | 24 | 3 |

PART NAME INDEX

H 3

| Part name | Address | Page | Ref. | Part name | Address | Page | Ref. | Part name | Address | Page | Ref. |
|------------------------------------|---------|------|------|----------------------------------|---------|------|------|-----------|---------|------|------|
| SHAFT, GOVERNOR ARM | D3 | 20 | 9 | VALVE, EX. | D7 | 24 | 9 | | | | |
| SHAFT, ROCKER ARM | D7 | 24 | 7 | VALVE, INLET NEEDLE | D16 | 33 | 6 | | | | |
| SHAFT, THROTTLE | E1 | 34 | 21 | VALVE, IN. | D7 | 24 | 8 | | | | |
| SLIDER, GOVERNOR | D3 | 20 | 8 | VALVE, OIL OUTLET | D1 | 18 | 8 | | | | |
| SPACER, THROTTLE LEVER | D16 | 33 | 17 | VALVE, THROTTLE | E1 | 34 | 20 | | | | |
| SPONGE, FUEL CAP BREATHER | E7 | 40 | 11 | | | | | | | | |
| SPRING | D16 | 33 | 12 | [W] | | | | | | | |
| | | | 19 | WASHER, 12MM | E9 | 42 | 11 | | | | |
| | E1 | 34 | 25 | WASHER, DRAIN PLUG, 10.2MM | D4 | 21 | 13 | | | | |
| SPRING, COCK LEVER | D14 | 31 | 18 | WASHER, PLAIN, 15MM | E7 | 40 | 18 | | | | |
| SPRING, CONTROL ADJUSTING | E11 | 44 | 9 | WASHER, PLAIN, 6MM | D4 | 21 | 19 | | | | |
| SPRING, CONTROL LEVER RETURN | E13 | 46 | 9 | WASHER, PLAIN, 8MM | F1 | 50 | 29 | | | | |
| SPRING, FRICTION | D10 | 27 | 6 | WASHER, THRUST, 6MM | D4 | 21 | 12 | | | | |
| SPRING, GOVERNOR | E11 | 44 | 4 | WRENCH, SPARK PLUG | E15 | 48 | 6 | | | | |
| | E12 | 45 | 6 | | | | | | | | |
| | E13 | 46 | 5 | | | | | | | | |
| SPRING, PUMP | D16 | 33 | 9 | | | | | | | | |
| SPRING, RECOIL STARTER | D10 | 27 | 7 | | | | | | | | |
| SPRING, RETURN | E13 | 46 | 9 | | | | | | | | |
| SPRING, THROTTLE RETURN | E11 | 44 | 5 | | | | | | | | |
| | E12 | 45 | 7 | | | | | | | | |
| | E13 | 46 | 6 | | | | | | | | |
| SPRING, VALVE | D7 | 24 | 10 | | | | | | | | |
| STARTER ASSY., RECOIL | D9 | 26 | 1 | | | | | | | | |
| | D10 | 27 | 1 | | | | | | | | |
| STAY A, FUEL TANK | E7 | 40 | 7 | | | | | | | | |
| STAY B, FUEL TANK | E7 | 40 | 8 | | | | | | | | |
| | | | 9 | | | | | | | | |
| STOPPER, THROTTLE LEVER | D16 | 33 | 15 | | | | | | | | |
| STRAINER COMP., FUEL | E7 | 40 | 1 | | | | | | | | |
| | E16 | 49 | 5 | | | | | | | | |
| STRAINER, FUEL | E7 | 40 | 2 | | | | | | | | |
| | E16 | 49 | 6 | | | | | | | | |
| SWITCH ASSY., ENGINE STOP | D12 | 29 | 2 | | | | | | | | |
| SWITCH ASSY., OIL LEVEL | E10 | 43 | 4 | | | | | | | | |
| [T] | | | | | | | | | | | |
| TANK, FUEL | E7 | 40 | 3 | | | | | | | | |
| TERMINAL ASSY., HIGH TENSION | E9 | 42 | 6 | | | | | | | | |
| TUBE A, FUEL | E16 | 49 | 12 | | | | | | | | |
| TUBE B, FUEL | E16 | 49 | 13 | | | | | | | | |
| TUBE, AIR VENT | D15 | 32 | 12 | | | | | | | | |
| TUBE, BREATHER | D1 | 18 | 10 | | | | | | | | |
| TUBE, DIAPHRAGM | E16 | 49 | 4 | | | | | | | | |
| TUBE, FUEL | E7 | 40 | 13 | | | | | | | | |
| TUBE, FUEL TANK | E16 | 49 | 11 | | | | | | | | |
| TUBE, FUEL, 4.5X210 | D15 | 32 | 17 | | | | | | | | |
| TUBE, FUEL, 4.5X80 | E8 | 41 | 19 | | | | | | | | |
| TUBE, VINYL, 11X13X210 | E2 | 35 | 39 | | | | | | | | |
| TUBE, VINYL, 3.5X6.5X100 | D14 | 31 | 21 | | | | | | | | |
| | D15 | 32 | 19 | | | | | | | | |
| TUBE, VINYL, 3.5X6.5X250 | D14 | 31 | 21 | | | | | | | | |
| [V] | | | | | | | | | | | |
| VALVE SET, FLOAT | D13 | 30 | 2 | | | | | | | | |
| | D15 | 32 | 2 | | | | | | | | |
| VALVE, CHOKE | E1 | 34 | 28 | | | | | | | | |

4

1

FOREWORD INDEX

2

ENGINE GROUP

3

PART NUMBER INDEX

4

PART NAME INDEX

HONDA
The Power of Dreams



PARTS CATALOGUE NEWS

Honda Motor Co., Ltd. Service Division

PARTS CATALOGUE - CORRECTED

Printed in Japan

| | | |
|-----------------------------|-----------------|----------|
| CODE NO. | BOOKLET TYPE | 13Z4E601 |
| | MICRO- FICHE | 13Z4E6EA |
| PARTS CATALOGUE TITLE | GX100U | |
| NEWS NO. | 001 | |

GX100U-KRT/KRT4 TYPES sales parts information

NOTE: This Parts Catalogue News explains only the parts of the different model that are produced to conform to addition of the GX100U-KRT/KRT4 types.

As for the parts not listed on this Parts Catalogue News, use the parts of the GX100U-KRM /KRE4 types.

| Model | Type | | Parts catalogue type | Applicable engine serial No. | Applicable carburetor identification No. |
|--------|------|------------------|----------------------|------------------------------|--|
| GX100U | KRM | Base model | KRM | GCAGK-1000001~ | HDA201 C |
| | KRT | Additional model | KRT | | HDA227 |
| | KRE4 | Base model | KRE4 | | HDA201 C |
| | KRT4 | Additional model | KRT4 | | HDA227 |

PARTS CATALOGUE NEWS

BOOKNo. : 13Z4E601

| Block No. | Ref. No. | Part No. | Description | Reqd. QTY | Base Part No. | Parts catalogue code |
|-----------|----------|----------------|---|----------------|-----------------|----------------------|
| | | | | GX 100 U | | |
| E-11-1 | 1 | | STARTER ASSY., RECOIL *NH1*.....BLACK | 0 | 28400-Z0D-V02ZA | |
| | 2 | | CASE COMP., RECOIL STARTER *NH1*.....BLACK | 0 | 28410-Z0D-V02ZA | |
| E-12 | 1 | | COVER COMP., FAN *NH1*.....BLACK | 0 | 19610-Z0D-V00ZB | |
| E-14-2 | 16 | 16046-Z0D-V03 | LEVER, THROTTLE | 1 | 16046-Z0D-V03 | |
| | 31 | 16100-Z4E-R92 | CARBURETOR ASSY. (HDA 227) ... | 1 | 16100-Z0D-V04 | |
| | 41 | 99101-Z0D-0540 | JET (#54) | (1) | 99101-Z0D-0500 | |
| | | 99101-Z4E-0560 | JET, MAIN, #56 | 1 | 99101-Z0D-0540 | |
| E-28 | 5 | 87601-Z4E-R90 | MARK, TYPE (KRT) | 1 | 87601-Z0D-T70 | KRT |
| | | 87601-Z4E-S00 | MARK, TYPE (KRT4) | 1 | 87601-Z0D-V10 | KRT4 |

NOTE A:PART NO. CHANGE D:NEWLY PROVIDED E:PART NO.DELETION K:REQUIRED NO. CORRECTION L:APPLICATION SERIAL NO. CORRECTION
T:APPLICATION CORRECTION Z:REMARKS CHANGE



PARTS CATALOGUE NEWS

Honda Motor Co., Ltd. Service Division

PARTS CATALOGUE - CORRECTED

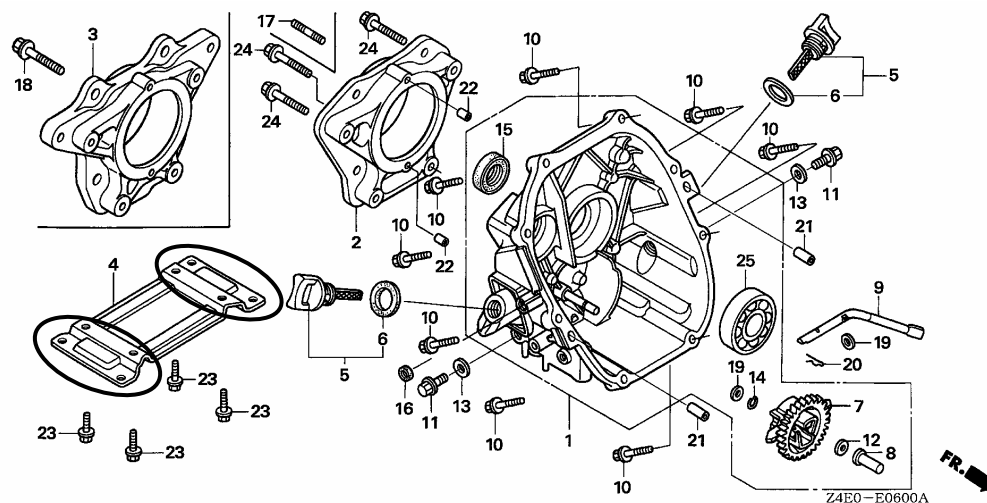
Printed in Japan

| | | |
|-----------------------|--------------|-------------|
| CODE NO. | BOOKLET TYPE | 13Z4E601 |
| | MICRO-FICHE | 13Z4E6EA/FA |
| PARTS CATALOGUE TITLE | GX100U | |
| NEWS NO. | 002 | |

| Block No. | Ref. No. | Note | Part No. | Description | Reqd. QTY GX 100 U | Serial No. | Parts catalogue code |
|-----------|----------|------|----------|-------------|-----------------------------|------------|----------------------|
|-----------|----------|------|----------|-------------|-----------------------------|------------|----------------------|

E-6 CRANKCASE COVER

ILLUSTRATION-CORRECTED



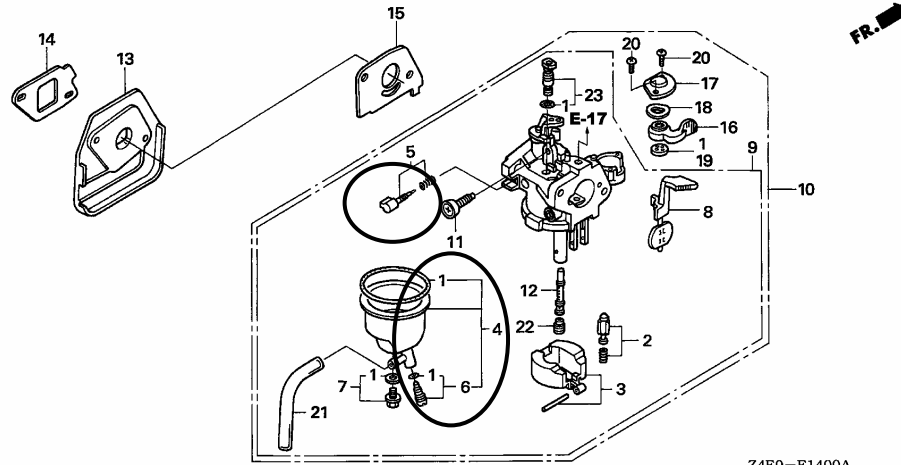
NOTE A:PART NO. CHANGE D:NEWLY PROVIDED E:PART NO.DELETION K:REQUIRED NO. CORRECTION L:APPLICATION SERIAL NO. CORRECTION
T:APPLICATION CORRECTION Z:REMARKS CHANGE

BOOKNo. : 13Z4E601

| Block No. | Ref. No. | Note | Part No. | Description | Reqd. QTY GX 100 U | Serial No. | Parts catalogue code |
|-----------|----------|------|----------|-------------|-----------------------------|------------|----------------------|
|-----------|----------|------|----------|-------------|-----------------------------|------------|----------------------|

E-14 CARBURETOR (STANDARD)

ILLUSTRATION-CORRECTED



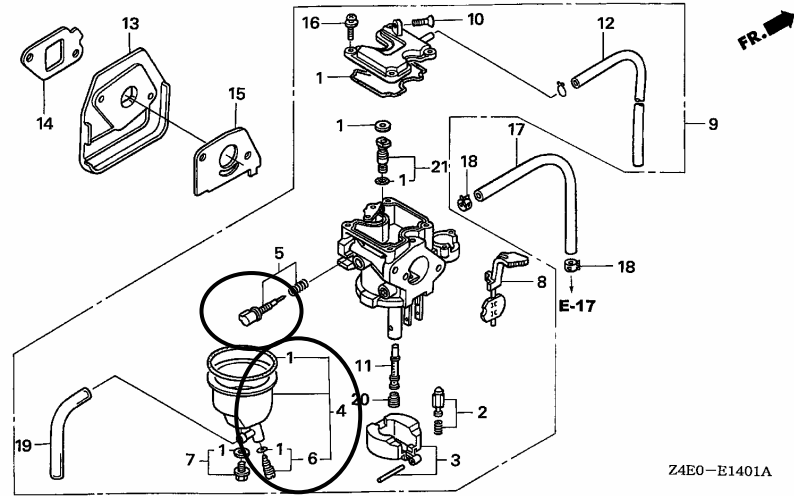
NOTE A:PART NO. CHANGE D:NEWLY PROVIDED E:PART NO. DELETION K:REQUIRED NO. CORRECTION L:APPLICATION SERIAL NO. CORRECTION
T:APPLICATION CORRECTION Z:REMARKS CHANGE

BOOKNo. : 13Z4E601

| Block No. | Ref. No. | Note | Part No. | Description | Reqd. QTY | Serial No. | Parts catalogue code |
|-----------|----------|------|----------|-------------|----------------|------------|----------------------|
| | | | | | GX 100 U | | |

E-14-1 CARBURETOR (RAMMER FLOAT)

ILLUSTRATION-CORRECTED



Z4E0-E1401A

| | | | | | | | |
|--------|----|---|----------------|--|---|-------|--|
| E-14-1 | 17 | D | 95001-45050-50 | HOSE, FUEL, 4.5X50 (95001-45001-50M) | 1 | ----- | KRS |
| | | D | 95001-45100-50 | HOSE, FUEL, 4.5X100 (95001-45001-50M) | 1 | ----- | KRS2 |
| | 18 | T | 95002-40850-08 | CLAMP, TUBE (D8.5) | 2 | ----- | KRA2, KRB, KRBD, KRB4, KRS, KRS2, KRW2 |

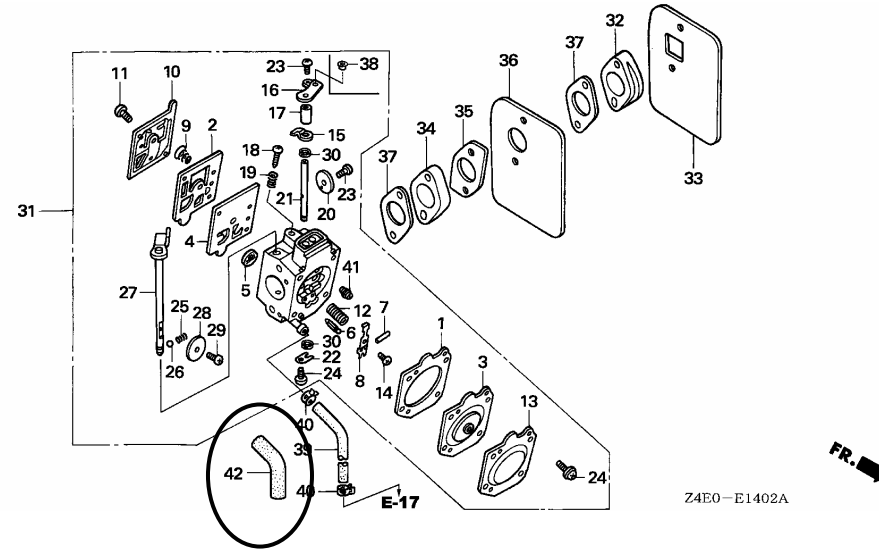
NOTE A:PART NO. CHANGE D:NEWLY PROVIDED E:PART NO. DELETION K:REQUIRED NO. CORRECTION L:APPLICATION SERIAL NO. CORRECTION
T:APPLICATION CORRECTION Z:REMARKS CHANGE

PARTS CATALOGUE NEWS

BOOKNo. : 13Z4E601

| Block No. | Ref. No. | Note | Part No. | Description | Reqd. QTY | Serial No. | Parts catalogue code |
|-----------|----------|------|----------|-------------|----------------|------------|----------------------|
| | | | | | GX 100 U | | |

E-14-2 CARBURETOR (RAMMER FLOATLESS)



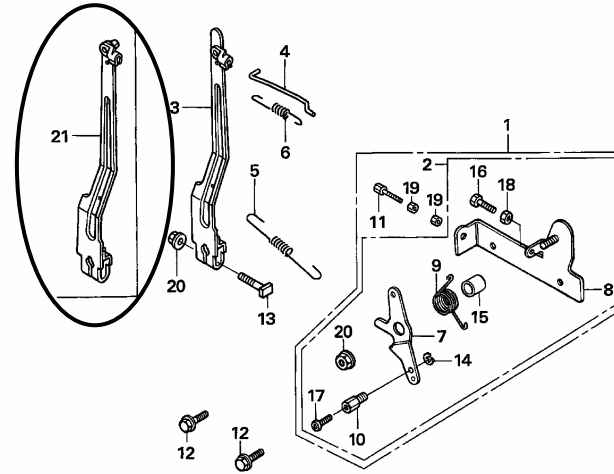
| | | | | | | | |
|---------|----|--------|----------------------------------|--|---|-------|---------------------|
| E-14-2 | 39 | D | 95001-45270-50 | HOSE, FUEL, 4.5X270 (95001-45001-50M) | 1 | ----- | KRBM |
| | 42 | E D | 95003-36021-20 95003-36021-20 | *PARTS NO. DELETION TUBE, VINYL, 11X13X210 (95003-36001-10M) | 1 | ----- | KRBM |
| E-17 | 19 | E | 95001-45050-50 | *PARTS NO. DELETION | | | |
| | | E | 95001-45100-50 | *PARTS NO. DELETION | | | |
| | 20 | E | 95001-45270-50 | *PARTS NO. DELETION | | | |
| | 23 | T | 95002-40850-08 | CLAMP, TUBE (D8.5) | 1 | ----- | KRBM, KRM, KRS, KRT |
| | | | | | 2 | ----- | KRB, KRBD, KRB4 |
| E-19 | 9 | D | 32195-Z0D-U00 | CORD, STOP SWITCH | 1 | ----- | VSW4 |
| E-19-10 | 2 | E | 32195-Z0D-U00 | *PARTS NO. DELETION | | | |

NOTE A:PART NO. CHANGE D:NEWLY PROVIDED E:PART NO.DELETION K:REQUIRED NO. CORRECTION L:APPLICATION SERIAL NO. CORRECTION
T:APPLICATION CORRECTION Z:REMARKS CHANGE

PARTS CATALOGUE NEWS

BOOKNo. : 13Z4E601

| Block No. | Ref. No. | Note | Part No. | Description | Reqd. QTY | Serial No. | Parts catalogue code |
|-----------|----------|------|----------|-----------------------------|----------------|------------|----------------------|
| | | | | | GX 100 U | | |
| E-22-2 | | | | CONTROL (RAMMER REMOTE) (2) | | | |



Z4E0-E2202A **FR.** →

| | | | | | | | |
|--------|----|---|---------------|---------------------------|---|-------|-----|
| E-22-2 | 3 | E | 16550-Z0D-V21 | *PARTS NO. DELETION | | | |
| | 21 | D | 16550-Z0D-V21 | ARM COMP., GOVERNOR | 1 | ----- | KRS |

NOTE A:PART NO. CHANGE D:NEWLY PROVIDED E:PART NO.DELETION K:REQUIRED NO. CORRECTION L:APPLICATION SERIAL NO. CORRECTION
T:APPLICATION CORRECTION Z:REMARKS CHANGE



PARTS CATALOGUE NEWS

Honda Motor Co., Ltd. Service Division

Printed in Japan

| | | |
|-----------------------------|-----------------|-------------|
| CODE NO. | BOOKLET TYPE | 13Z4E601 |
| | MICRO- FICHE | 13Z4E6EA/FA |
| PARTS CATALOGUE TITLE | GX100U | |
| NEWS NO. | 003 | |

GX100U-KREU and QXB4 TYPES sales parts information

NOTE: This Parts Catalogue News explains only the parts of the different model that are produced to conform to addition of the GX100U-KREU and QXB4 types.

As for the parts not listed on this Parts Catalogue News, use the parts of the GX100U-KRE4 and QBE types.

•Models, parts catalogue codes and applicable serial numbers

| Model | Type | | Parts catalogue type | Applicable engine serial No. | Applicable carburetor identification No. |
|--------|------|------------------|----------------------|------------------------------|--|
| GX100U | KRE4 | Base model | KRE4 | GCAGK- 1000001~ | HDA 201C |
| | KREU | Additional model | KREU | | HDA 201D |
| | QBE | Base model | QBE | | BF32F B |
| | QXB4 | Additional model | QXB4 | | |

NOTE A:PART NO. CHANGE D:NEWLY PROVIDED E:PART NO. DELETION K:REQUIRED NO. CORRECTION L:APPLICATION SERIAL NO. CORRECTION
T:APPLICATION CORRECTION Z:REMARKS CHANGE

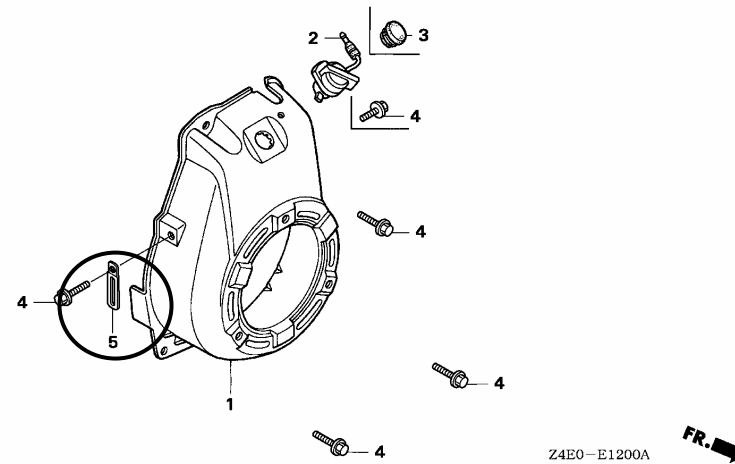
| •Features of each type | | Base type | Additional type | Base type | Additional type |
|------------------------|--------------------|-----------|-----------------|-----------|-----------------|
| Specifications | Model | GX100U | | | |
| | Type | KRE4 | KREU | QBE | QXB4 |
| Crankshaft | 15mm Ø Straight | | | | |
| | 15.8mm Ø Straight | | | ● | ● |
| | 17mm Ø Straight | | | | |
| | M8 Tapered | | | | |
| | M12 Stepped thread | ● | ● | | |
| Oil alert | | | | | ● |
| Fuel tank | | | | ● | ● |

PARTS CATALOGUE NEWS

BOOKNo. : 13Z4E601

| Block No. | Ref. No. | Part No. | Description | Reqd. QTY | | Base Part No. | Parts catalogue code |
|-----------|----------|---------------|--|----------------|--|-----------------|----------------------|
| | | | | GX 100 U | | | |
| E-6 | 1 | 11300-Z0D-Q00 | COVER ASSY., CRANKCASE | 1 | | 11300-Z0D-409 | KREU |
| | | 11300-Z0D-407 | | 1 | | 11300-Z0D-406 | QXB4 |
| | 3 | | FLANGE, P.T.O. | 0 | | 11511-Z0D-V10 | KREU |
| | 22 | | DOWEL PIN, 6X10 | 0 | | 94303-06100 | KREU |
| | 24 | | BOLT, FLANGE, 8X45 | 0 | | 95701-08045-00 | KREU |
| E-11-1 | 1 | | STARTER ASSY., RECOIL *NH1*..... BLACK | 0 | | 28400-Z0D-V02ZA | KREU |
| | 2 | | CASE COMP., RECOIL STARTER *NH1*..... BLACK | 0 | | 28410-Z0D-V02ZA | KREU |

E-12 FAN COVER



| | | | | | | | |
|------|---|-----------------|--------------------------------------|---|--|-----------------|------|
| E-12 | 1 | | COVER COMP., FAN *NH1*..... BLACK | 0 | | 19610-Z0D-V00ZB | KREU |
| | | 19610-Z0D-800ZC | *R280*..... POWER RED | 1 | | 19610-Z0D-000ZC | QXB4 |
| | 5 | 90105-727-000 | CLIP, 2X50 | 1 | | | KREU |

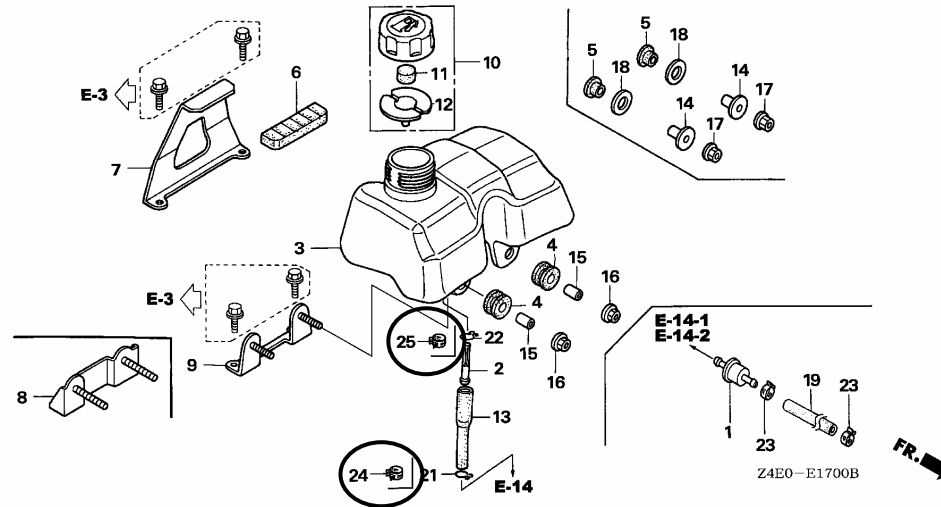
NOTE A:PART NO. CHANGE D:NEWLY PROVIDED E:PART NO.DELETION K:REQUIRED NO. CORRECTION L:APPLICATION SERIAL NO. CORRECTION
T:APPLICATION CORRECTION Z:REMARKS CHANGE

PARTS CATALOGUE NEWS

BOOKNo. : 13Z4E601

| Block No. | Ref. No. | Part No. | Description | Reqd. QTY | Base Part No. | Parts catalogue code |
|-----------|----------|---------------|--------------------------------|-----------|---------------|----------------------|
| E-14-2 | 31 | 16100-Z0D-V05 | CARBURETOR ASSY. (HDA 201D) .. | 1 | 16100-Z0D-V04 | KREU |
| E-15 | 1 | | ELEMENT, AIR CLEANER | 0 | 17211-ZL8-013 | |
| | | 17211-ZL8-023 | | 1 | | |

E-17 FUEL TANK



| | | | | | | |
|---------|----|----------------|-------------------------------|---|---------------|------|
| E-17 | 13 | 17701-Z4E-003 | TUBE, FUEL (FKM) | 1 | 17701-Z0D-000 | QXB4 |
| | 21 | | CLIP, TUBE (B8) | 0 | 95002-02080 | QXB4 |
| | 22 | | CLIP, TUBE (B10) | 0 | 95002-02100 | QXB4 |
| | 24 | 95002-40800-08 | CLAMP, TUBE (D8) | 1 | | QXB4 |
| | 25 | 95002-41050-08 | CLAMP, TUBE (D10.5) | 1 | | QXB4 |
| E-19 | 7 | | CLIP, HIGH TENSION CORD (8MM) | 0 | 30701-883-000 | QXB4 |
| | 9 | | CORD, STOP SWITCH | 0 | 32195-Z0D-000 | QXB4 |
| E-19-10 | 1 | 32112-Z0D-800 | BRACKET, OIL ALERT UNIT | 1 | | QXB4 |
| | 2 | 32195-Z0D-800 | CORD, STOP SWITCH | 1 | | QXB4 |

NOTE A:PART NO. CHANGE D:NEWLY PROVIDED E:PART NO.DELETION K:REQUIRED NO. CORRECTION L:APPLICATION SERIAL NO. CORRECTION
T:APPLICATION CORRECTION Z:REMARKS CHANGE

PARTS CATALOGUE NEWS

BOOKNo. : 13Z4E601

| Block No. | Ref. No. | Part No. | Description | Reqd. QTY | Base Part No. | Parts catalogue code |
|-----------|----------|----------------|---------------------------------|----------------|---------------|----------------------|
| | | | | GX 100 U | | |
| | 3 | 34150-ZH7-003 | ALERT UNIT, OIL | 1 | | QXB4 |
| | 4 | 35480-Z0D-003 | SWITCH ASSY., OIL LEVEL | 1 | | QXB4 |
| | 5 | 90014-952-000 | BOLT, FLANGE, 6X14 (CT200) | 3 | | QXB4 |
| | 6 | 90650-SB2-003 | CLIP, WIRE HARNESS, 10MM | 1 | | QXB4 |
| | 7 | 90682-959-661 | CLIP B, CABLE | 1 | | QXB4 |
| | 8 | 90681-959-003 | CLIP A, CABLE (NIFCO) | 2 | | QXB4 |
| | 9 | 91302-ZL8-003 | O-RING, 11.8X2.4 | 1 | | QXB4 |
| | 10 | 95701-06008-00 | BOLT, FLANGE, 6X8 | 1 | | QXB4 |
| E-28 | 5 | 87601-Z4E-T20 | MARK, TYPE (QXB4) | 1 | 87601-Z0D-T80 | QXB4 |
| | | 87601-Z4E-V20 | MARK, TYPE (KREU) | 1 | 87601-Z0D-V10 | KREU |

NOTE A:PART NO. CHANGE D:NEWLY PROVIDED E:PART NO.DELETION K:REQUIRED NO. CORRECTION L:APPLICATION SERIAL NO. CORRECTION
T:APPLICATION CORRECTION Z:REMARKS CHANGE



PARTS CATALOGUE NEWS

Honda Motor Co., Ltd. Service Division

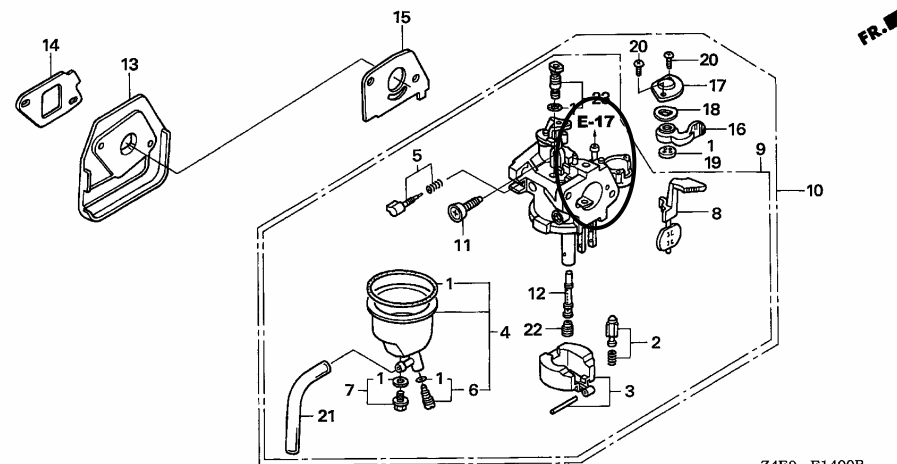
PARTS CATALOGUE - CORRECTED

Printed in Japan

| | | |
|-----------------------|--------------|-------------|
| CODE NO. | BOOKLET TYPE | 13Z4E601 |
| | MICRO-FICHE | 13Z4E6EA/FA |
| PARTS CATALOGUE TITLE | GX100U | |
| NEWS NO. | 004 | |

| Block No. | Ref. No. | Note | Part No. | Description | Reqd. QTY GX 100 U | Serial No. | Parts catalogue code |
|-----------|----------|------|----------|-------------|-----------------------------|------------|----------------------|
|-----------|----------|------|----------|-------------|-----------------------------|------------|----------------------|

E-14 CARBURETOR (STANDARD)



NOTE A:PART NO. CHANGE D:NEWLY PROVIDED E:PART NO.DELETION K:REQUIRED NO. CORRECTION L:APPLICATION SERIAL NO. CORRECTION
T:APPLICATION CORRECTION Z:REMARKS CHANGE

PARTS CATALOGUE NEWS

BOOKNo. : 13Z4E601

| Block No. | Ref. No. | Note | Part No. | Description | Reqd. QTY | Serial No. | Parts catalogue code |
|-----------|----------|------|---------------|--------------------------------|----------------|---------------|---|
| | | | | | GX 100 U | | |
| E-14 | 1 | L | 16010-ZG0-015 | GASKET SET (CARBURETOR NO.) | 1 | ----- BF31F A | VSW4 |
| | | D | 16010-ZM7-D01 | (CARBURETOR NO.) | 1 | BF31J A ----- | VSW4 |
| E-15 | 1 | T | 17211-ZL8-013 | ELEMENT, AIR CLEANER | 1 | ----- 1006015 | BE14, KRA2, KRB, KRBD, KRBM, KRB4, KRE4, KRF2, KRM, KRMB, KRMG, KRS KRS2, KRW, KRW2, KR4, QAD, QA2, QA26, QBE, QE, QE14, QXU2, SA2, SE SE14, SE3, VA2, VEA, VEG, VE3, VE4, VSW4 |
| | | T | 17211-ZL8-023 | | 1 | ----- ----- | KREU, KRT, KRT4, QXB4 |
| | | | | | 1 | 1006016 ----- | BE14, KRA2, KRB, KRBD, KRBM, KRB4, KRE4, KRF2, KRM, KRMB, KRMG, KRS KRS2, KRW, KRW2, KR4, QAD, QA2, QA26, QBE, QE, QE14, QXU2, SA2, SE SE14, SE3, VA2, VEA, VEG, VE3, VE4, VSW4 |

NOTE A:PART NO. CHANGE D:NEWLY PROVIDED E:PART NO. DELETION K:REQUIRED NO. CORRECTION L:APPLICATION SERIAL NO. CORRECTION
T:APPLICATION CORRECTION Z:REMARKS CHANGE

October 30, 2005



PARTS CATALOGUE NEWS

Honda Motor Co., Ltd. Service Division

PARTS CATALOGUE - CORRECTED

Printed in Japan

| | | |
|-----------------------|--------------|-------------|
| CODE NO. | BOOKLET TYPE | 13Z4E601 |
| | MICRO-FICHE | 13Z4E6EA/FA |
| PARTS CATALOGUE TITLE | GX100U | |
| NEWS NO. | 005 | |

| Block No. | Ref. No. | Note | Part No. | Description | Reqd. QTY | Serial No. | Parts catalogue code |
|-----------|----------|------|---------------|--------------------------------|----------------|---------------|--|
| | | | | | GX 100 U | | |
| E-14 | 10 | | 16100-Z0D-013 | CARBURETOR ASSY. (BF32F B) ... | 1 | ----- 1009677 | BE14, QAD, QA2, QA26, QBE, QE, QE14, QXB4, QXU2, SA2, SE, SE14, SE3 VA2, VEA, VEG, VE3, VE4 |
| | | A | 16100-Z4E-003 | CARBURETOR ASSY. (BF32H A) ... | 1 | 1009678 ----- | BE14, QAD, QA2, QA26, QBE, QE, QE14, QXB4, QXU2, SA2, SE, SE14, SE3 VA2, VEA, VEG, VE3, VE4 |

NOTE A:PART NO. CHANGE D:NEWLY PROVIDED E:PART NO. DELETION K:REQUIRED NO. CORRECTION L:APPLICATION SERIAL NO. CORRECTION
T:APPLICATION CORRECTION Z:REMARKS CHANGE



PARTS CATALOGUE NEWS

Honda Motor Co., Ltd. Service Division

PARTS CATALOGUE - CORRECTED

Printed in Japan

| | | |
|-----------------------|--------------|-------------|
| CODE NO. | BOOKLET TYPE | 13Z4E601 |
| | MICRO-FICHE | 13Z4E6EA/FA |
| PARTS CATALOGUE TITLE | GX100U | |
| NEWS NO. | 006 | |

| Block No. | Ref. No. | Note | Part No. | Description | Reqd. QTY | Serial No. | | Parts catalogue code |
|-----------|----------|----------------|------------------|------------------|----------------|------------|--|--|
| | | | | | GX 100 U | | | |
| E-14-2 | 41 | L | 99101-Z0D-0500 | JET (#50) | (1) | ----- | ----- | KRAM, KRBM, KREU, KRE4, KRG, KRM, KRMB, KRMG, KRW, KR4 |
| | | | | (CARBURETOR NO.) | (1) | ----- | HDA201D | KRF2 |
| | L | 99101-Z0D-0540 | JET (#54) | 1 | ----- | ----- | KRAM, KRBM, KREU, KRE4, KRG, KRM, KRMB, KRMG, KRW, KR4 | |
| | | | (CARBURETOR NO.) | 1 | ----- | HDA201D | KRF2 | |
| | T | 99101-Z4E-0560 | JET (#56) | 1 | ----- | ----- | KRT, KRT4 | |
| | | | (CARBURETOR NO.) | 1 | HDA227 | ----- | KRF2 | |
| | D | 99101-Z0D-0540 | JET (#54) | (1) | HDA227 | ----- | KRF2 | |
| | | | (CARBURETOR NO.) | (1) | HDA227 | ----- | KRF2 | |

NOTE A:PART NO. CHANGE D:NEWLY PROVIDED E:PART NO. DELETION K:REQUIRED NO. CORRECTION L:APPLICATION SERIAL NO. CORRECTION
T:APPLICATION CORRECTION Z:REMARKS CHANGE



PARTS CATALOGUE NEWS

Honda Motor Co., Ltd. Service Division

Printed in Japan

| | | |
|-----------------------|--------------|-------------|
| CODE NO. | BOOKLET TYPE | 13Z4E601 |
| | MICRO-FICHE | 13Z4E6EA/FA |
| PARTS CATALOGUE TITLE | GX100U | |
| NEWS NO. | 007 | |

GX100U-KREE TYPE sales parts information

NOTE: This Parts Catalogue News explains only the parts of the different model that are produced to conform to addition of the GX100U-KREE type.

As for the parts not listed on this Parts Catalogue News, use the parts of the GX100U-KRE4 type.

•Models, parts catalogue codes and applicable serial numbers

| Model | Type | | Parts catalogue type | Applicable engine serial No. | Applicable carburetor identification No. |
|--------|------|------------------|----------------------|------------------------------|--|
| GX100U | KRE4 | Base model | KRE4 | GCAGK-1000001~ | HDA 201C / D |
| | KREE | Additional model | KREE | | HDA 228 |

NOTE A:PART NO. CHANGE D:NEWLY PROVIDED E:PART NO.DELETION K:REQUIRED NO. CORRECTION L:APPLICATION SERIAL NO. CORRECTION
T:APPLICATION CORRECTION Z:REMARKS CHANGE

| •Features of each type | | Base type | Additional type |
|------------------------|--------------------|-----------|-----------------|
| Specifications | | Model | GX100U |
| | | Type | KRE4 KREE |
| Crankshaft | 15mm Ø Straight | | |
| | 15.8mm Ø Straight | | |
| | 17mm Ø Straight | | |
| | M8 Tapered | | |
| | M12 Stepped thread | ● | ● |
| Oil alert | | | |
| Fuel tank | | | |

| Block No. | Ref. No. | Part No. | Description | Reqd. QTY GX 100 U | Base Part No. | Parts catalogue code |
|-----------|----------|---------------|--|-----------------------------|-----------------|----------------------|
| E-11-1 | 1 | | STARTER ASSY., RECOIL *NH1*..... BLACK | 0 | 28400-ZOD-V02ZA | |
| | 2 | | CASE COMP., RECOIL STARTER *NH1*..... BLACK | 0 | 28410-ZOD-V02ZA | |
| E-12 | 1 | | COVER COMP., FAN *NH1*..... BLACK | 0 | 19610-ZOD-V00ZB | |
| E-14-2 | 12 | 16042-Z4E-V92 | SPRING | 1 | 16042-ZOD-V02 | |
| | 31 | 16100-Z4E-V92 | CARBURETOR ASSY. (HDA 228) ... | 1 | 16100-ZOD-V05 | |
| E-28 | 5 | 87601-Z4E-V90 | MARK, TYPE (KREE) | 1 | 87601-ZOD-V10 | |

NOTE A:PART NO. CHANGE D:NEWLY PROVIDED E:PART NO.DELETION K:REQUIRED NO. CORRECTION L:APPLICATION SERIAL NO. CORRECTION
T:APPLICATION CORRECTION Z:REMARKS CHANGE



PARTS CATALOGUE NEWS

Honda Motor Co., Ltd. Service Division

PARTS CATALOGUE - CORRECTED

Printed in Japan

| | | |
|-----------------------|--------------|-------------|
| CODE NO. | BOOKLET TYPE | 13Z4E601 |
| | MICRO-FICHE | 13Z4E6EA/FA |
| PARTS CATALOGUE TITLE | GX100U | |
| NEWS NO. | 008 | |

| Block No. | Ref. No. | Note | Part No. | Description | Reqd. QTY | Serial No. | Parts catalogue code |
|-----------|----------|----------------|---------------------------|------------------------|----------------|--|--|
| | | | | | GX 100 U | | |
| E-17 | 13 | L | 17701-Z0D-000 | TUBE, FUEL | 1 | ----- 1009677 | BE14, QAD, QA2, QA26, QBE, QE, QE14, QXU2, SA2, SE, SE14, SE3, VA2 VEA, VEG, VE3, VE4 |
| | | | 17701-Z4E-003 | TUBE, FUEL (FKM) | 1 | ----- ----- | QXB4 |
| | 21 | L | 95002-02080 | CLIP, TUBE (B8) | 1 | ----- 1009678 | BE14, QAD, QA2, QA26, QBE, QE, QE14, QXU2, SA2, SE, SE14, SE3, VA2 VEA, VEG, VE3, VE4 |
| | | | | | 1 | ----- 1009677 | BE14, QAD, QA2, QA26, QBE, QE, QE14, QXU2, SA2, SE, SE14, SE3, VA2 VEA, VEG, VE3, VE4 |
| | | | | | 1 | ----- ----- | QXB4 |
| | | | | | 1 | ----- 1009678 | BE14, QAD, QA2, QA26, QBE, QE, QE14, QXU2, SA2, SE, SE14, SE3, VA2 VEA, VEG, VE3, VE4 |
| 25 | T | 95002-41050-08 | CLAMP, TUBE (D10.5) | 1 | ----- ----- | QXB4 | |
| | | | | 1 | ----- 1009678 | BE14, QAD, QA2, QA26, QBE, QE, QE14, QXU2, SA2, SE, SE14, SE3, VA2 VEA, VEG, VE3, VE4 | |

NOTE A:PART NO. CHANGE D:NEWLY PROVIDED E:PART NO.DELETION K:REQUIRED NO. CORRECTION L:APPLICATION SERIAL NO. CORRECTION
T:APPLICATION CORRECTION Z:REMARKS CHANGE



PARTS CATALOGUE NEWS

Honda Motor Co., Ltd. Service Division

Printed in Japan

| | | |
|-----------------------|--------------|-------------|
| CODE NO. | BOOKLET TYPE | 13Z4E601 |
| | MICRO-FICHE | 13Z4E6EA/FA |
| PARTS CATALOGUE TITLE | GX100U | |
| NEWS NO. | 009 | |

GX100U-KRBF,KRDF,KRGF TYPES sales information

NOTE: This Parts Catalogue News explains only the parts of the different model that are produced to conform to addition of the GX100U-KRBF,KRDF,KRGF types.

As for the parts not listed on this Parts Catalogue News, use the parts of the GX100U-KRAM,KRBM,KRMG types.

NOTE A:PART NO. CHANGE D:NEWLY PROVIDED E:PART NO. DELETION K:REQUIRED NO. CORRECTION L:APPLICATION SERIAL NO. CORRECTION T:APPLICATION CORRECTION Z:REMARKS CHANGE

BOOKNo. : 13Z4E601

• Models, parts catalogue codes and applicable serial numbers

| Model | Type | | Parts catalogue type | Applicable engine serial No. | Applicable carburetor identification No. |
|--------|------|-----------------|----------------------|------------------------------|--|
| GX100U | KRAM | Base type | KRAM | GCAGK-1000001~ | HDA 206B/C |
| | KRBF | Additional type | KRBF | | HDA 234 |
| | KRBM | Base type | KRBM | | HDA 201C/D |
| | KRDF | Additional type | KRDF | | HDA 235 |
| | KRMG | Base type | KRMG | | HDA 206B/C |
| | KRGF | Additional type | KRGF | | HDA 234 |

| • Features of each type | | Base type | Additional type | Base type | Additional type | Base type | Additional type |
|-------------------------|--------------------|-----------|-----------------|-----------|-----------------|-----------|-----------------|
| Specifications | Model | GX100U | | | | | |
| | Type | KRAM | KRBF | KRBM | KRDF | KRMG | KRGF |
| Crankshaft | 15mm ø Straight | | | | | | |
| | 15.8mm ø Straight | | | | | | |
| | 17mm ø Straight | | | | | | |
| | M8 Tapered | ● | ● | | | ● | ● |
| | M12 Stepped thread | | | ● | ● | | |
| Oil alert | | | | | | | ● |
| Fuel tank | | | | | | | |

NOTE A:PART NO. CHANGE D:NEWLY PROVIDED E:PART NO. DELETION K:REQUIRED NO. CORRECTION L:APPLICATION SERIAL NO. CORRECTION
T:APPLICATION CORRECTION Z:REMARKS CHANGE

PARTS CATALOGUE NEWS

BOOKNo. : 13Z4E601

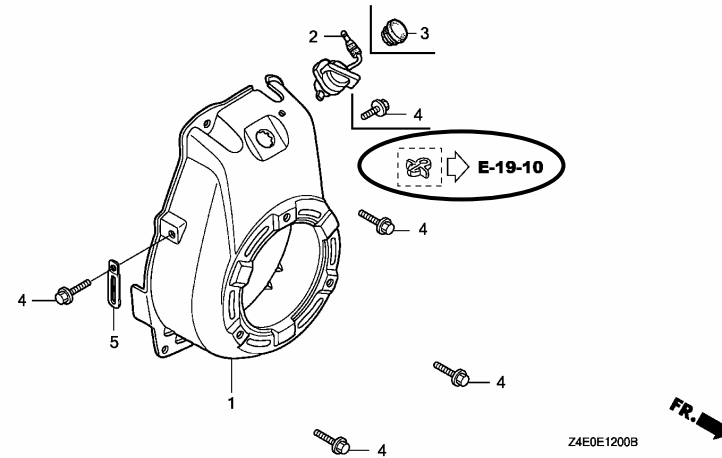
| Block No. | Ref. No. | Part No. | Description | Reqd. QTY | | Base Part No. | Parts catalogue code |
|-----------|----------|-----------------|---|----------------|--|-----------------|----------------------|
| | | | | GX 100 U | | | |
| E-3 | 10 | | TUBE, BREATHER | 0 | | 15721-Z0D-V00 | KRDF |
| E-6 | 1 | 11300-Z0D-409 | COVER ASSY., CRANKCASE | 1 | | 11300-Z0D-Q00 | KRBF |
| | | 11300-Z4E-305 | | 1 | | 11300-Z0D-Q00 | KRGF |
| | 5 | 15600-ZM3-003 | CAP ASSY., OIL FILLER | 1 | | 15600-ZM7-003 | KRGF |
| | 18 | | BOLT-WASHER, 10X40 | 0 | | 93402-10040-00 | KRDF |
| | 22 | 94303-06100 | DOWEL PIN, 6X10 | 2 | | | KRBF |
| E-7 | 7 | | NUT, HEX., 12MM | 0 | | 94002-12000-0S | KRDF |
| E-11-1 | 1 | | STARTER ASSY., RECOIL *R280*..... POWER RED | 0 | | 28400-Z0D-V02ZC | KRBF |
| | | 28400-Z0D-V03ZA | *NH1*..... BLACK | 1 | | 28400-Z0D-V02ZA | KRBF, KRGF |
| | | 28400-Z0D-V03ZC | *R280*..... POWER RED | 1 | | 28400-Z0D-V02ZA | KRDF |
| | 2 | | CASE COMP., RECOIL STARTER *R280*..... POWER RED | 0 | | 28410-Z0D-V02ZC | KRBF |
| | | 28410-Z0D-V02ZC | *R280*..... POWER RED | 1 | | 28410-Z0D-V02ZA | KRDF |
| | 9 | 28462-Z0D-V03 | ROPE, RECOIL STARTER | 1 | | 28462-Z0D-V02 | |

NOTE A:PART NO. CHANGE D:NEWLY PROVIDED E:PART NO.DELETION K:REQUIRED NO. CORRECTION L:APPLICATION SERIAL NO. CORRECTION
T:APPLICATION CORRECTION Z:REMARKS CHANGE

PARTS CATALOGUE NEWS

BOOKNo. : 13Z4E601

| Block No. | Ref. No. | Part No. | Description | Reqd. QTY GX 100 U | Base Part No. | Parts catalogue code |
|-----------|----------|-----------|-------------|-----------------------------|---------------|----------------------|
| E-12 | | FAN COVER | | | | |



| | | | | | | |
|------|---|-----------------------------------|---|---|-----------------|------|
| E-12 | 1 | COVER COMP., FAN | | | 19610-Z0D-V00ZC | |
| | | *R280* POWER RED | 0 | | KRBF | |
| | | 19610-Z0D-V00ZC | | 1 | 19610-Z0D-V00ZB | KRDF |
| | | *R280* POWER RED | | | | |
| | | 19610-Z4E-S11ZA | | 1 | 19610-Z0D-V00ZB | KRGF |
| | | *NH1* BLACK | | | | |
| | 2 | SWITCH ASSY., ENGINE STOP | 0 | | 35120-Z0D-V81 | KRBF |
| | 3 | 81329-567-020 | | 1 | | KRBF |
| | | GROMMET, DRAIN HOLE | | | | |

NOTE A:PART NO. CHANGE D:NEWLY PROVIDED E:PART NO.DELETION K:REQUIRED NO. CORRECTION L:APPLICATION SERIAL NO. CORRECTION
T:APPLICATION CORRECTION Z:REMARKS CHANGE

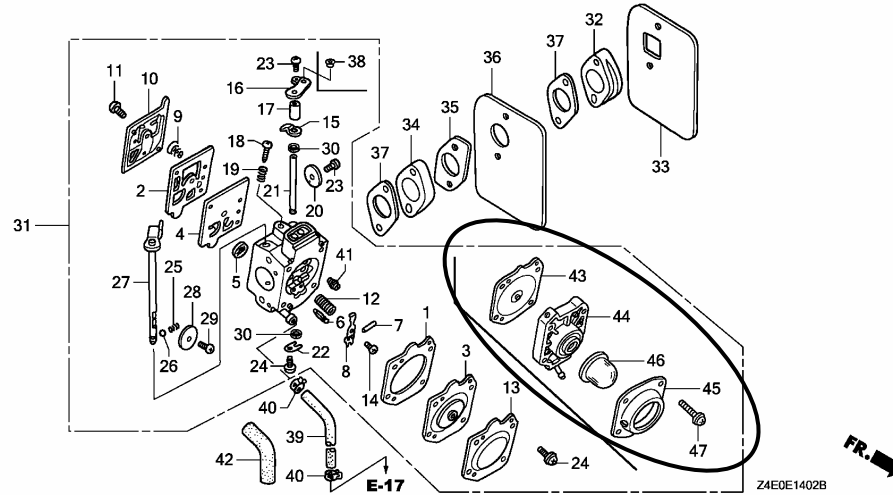
PARTS CATALOGUE NEWS

BOOKNo. : 13Z4E601

| Block No. | Ref. No. | Part No. | Description | Reqd. QTY GX 100 U | Base Part No. | Parts catalogue code |
|-----------|----------|----------|-------------|-----------------------------|---------------|----------------------|
|-----------|----------|----------|-------------|-----------------------------|---------------|----------------------|

E-14-2 CARBURETOR (RAMMER FLOATLESS)

| Ref. No. | LON | (Relative ref. Number) Service item | F. R. T. |
|----------|--------|--|----------|
| 43 | 3111A8 | DIAPHRAGM, CARBURETOR METERING | 0.2 |
| 44 | 3111A1 | BODY, AIR PURGE | 0.2 |
| 46 | 3111D5 | PUMP, PRIMER | 0.2 |



| | | | | | |
|--------|----|--|---|---------------|------------|
| E-14-2 | 3 | DIAPHRAGM ASSY., METERING | 0 | 16013-Z0D-V02 | KRDF |
| | 12 | 16042-Z4E-V92 SPRING | 1 | 16042-Z0D-V02 | |
| | 13 | COVER, METERING DIAPHRAGM | 0 | 16043-Z0D-V02 | KRDF |
| | 16 | 16046-Z0D-V73 LEVER, THROTTLE | 1 | 16046-Z0D-V03 | KRDF |
| | | 16046-Z0D-V73 | 1 | 16046-Z0D-V73 | KRBF, KRGF |
| | 24 | 16055-Z0D-V02 SCREW ASSY. | 1 | 16055-Z0D-V02 | KRDF |
| | 27 | 16058-Z0D-V72 SHAFT ASSY., CHOKE | 1 | 16058-Z0D-V02 | KRDF |
| | 31 | 16100-Z4E-S12 CARBURETOR ASSY. (HDA 234) ... | 1 | 16100-Z0D-V75 | KRBF, KRGF |
| | | 16100-Z4E-S32 CARBURETOR ASSY. (HDA 235) ... | 1 | 16100-Z0D-V05 | KRDF |
| | 34 | 16213-Z4E-S10 INSULATOR B, CARBURETOR | 1 | 16213-Z0D-V00 | |
| | 38 | 16552-896-650 COLLAR, LEVER | 1 | | KRDF |

NOTE A:PART NO. CHANGE D:NEWLY PROVIDED E:PART NO.DELETION K:REQUIRED NO. CORRECTION L:APPLICATION SERIAL NO. CORRECTION
T:APPLICATION CORRECTION Z:REMARKS CHANGE

PARTS CATALOGUE NEWS

BOOKNo. : 13Z4E601

| Block No. | Ref. No. | Part No. | Description | Reqd. QTY | Base Part No. | Parts catalogue code |
|-----------|----------|----------------|---|----------------|----------------|----------------------|
| | | | | GX 100 U | | |
| | 39 | 95001-45430-50 | HOSE, FUEL, 4.5X430 (95001-45001-50M) | 1 | | KRBF |
| | | 95001-45600-50 | HOSE, FUEL, 4.5X600 (95001-45001-50M) | 1 | 95001-45270-50 | KRDF |
| | 40 | 95002-40850-08 | CLAMP, TUBE (D8.5) | 2 | | KRBF |
| | 41 | | JET (#50) | (0) | 99101-Z0D-0500 | |
| | | | JET (#52) | (0) | 99101-Z0D-0520 | |
| | | | JET (#54) | 0 | 99101-Z0D-0540 | |
| | 42 | | TUBE, VINYL, 11X13X210 (95003-36001-10M) | 0 | 95003-36021-20 | KRDF |
| | | 95003-36026-20 | TUBE, VINYL, 11X13X260 (95003-36001-10M) | 1 | | KRBF |
| | 43 | 16013-Z4E-S32 | DIAPHRAGM ASSY., METERING | 1 | | KRDF |
| | 44 | 16017-Z4E-S32 | BODY ASSY., AIR PURGE | 1 | | KRDF |
| | 45 | 16026-Z4E-S32 | COVER, PRIMER PUMP | 1 | | KRDF |
| | 46 | 16032-Z4E-S32 | PUMP, PRIMER | 1 | | KRDF |
| | 47 | 16055-Z4E-S32 | SCREW ASSY. | 4 | | KRDF |

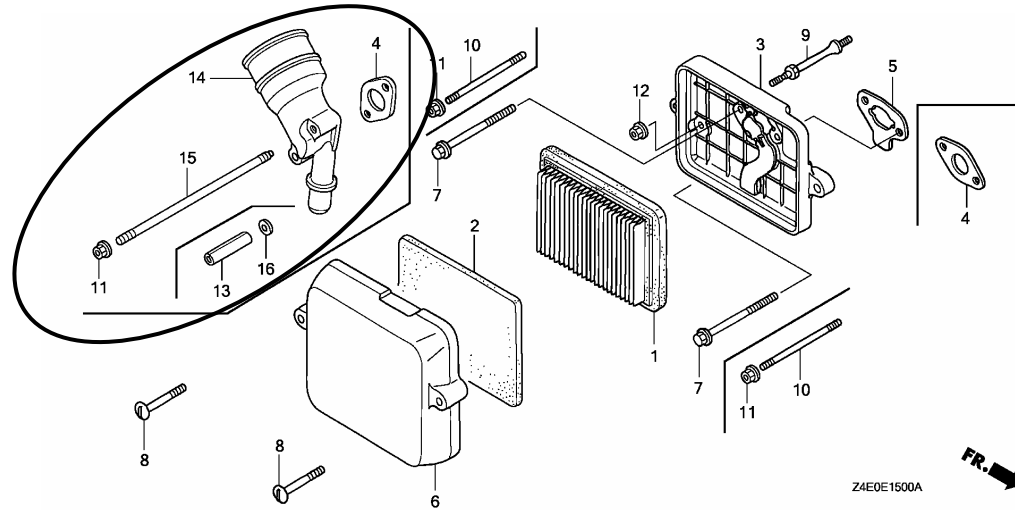
NOTE A:PART NO. CHANGE D:NEWLY PROVIDED E:PART NO.DELETION K:REQUIRED NO. CORRECTION L:APPLICATION SERIAL NO. CORRECTION
T:APPLICATION CORRECTION Z:REMARKS CHANGE

PARTS CATALOGUE NEWS

BOOKNo. : 13Z4E601

| Block No. | Ref. No. | Part No. | Description | Reqd. QTY GX 100 U | Base Part No. | Parts catalogue code |
|-----------|----------|----------|-------------|-----------------------------|---------------|----------------------|
|-----------|----------|----------|-------------|-----------------------------|---------------|----------------------|

E-15 AIR CLEANER



| | | | | | | |
|------|----|---------------|--------------------------------|---|---------------|------|
| E-15 | 1 | | ELEMENT, AIR CLEANER | 0 | 17211-ZL8-023 | KRDF |
| | 3 | | CASE COMP., AIR CLEANER | 0 | 17220-Z0D-V00 | KRDF |
| | 6 | | COVER, AIR CLEANER | 0 | 17231-Z0D-V61 | KRDF |
| | 8 | | BOLT, AIR CLEANER COVER | 0 | 90011-Z0D-000 | KRDF |
| | 9 | | BOLT, STUD | 0 | 90041-Z0D-V00 | KRDF |
| | 10 | | BOLT, STUD, 5X85 (CT200) | 0 | 90042-Z0D-V00 | KRDF |
| | | | BOLT, STUD, 5X91 (CT200) | 0 | 90042-Z0D-V70 | KRBF |
| | 12 | | NUT, FLANGE, 6MM | 0 | 94050-06000 | KRDF |
| | 13 | 15633-Z0A-300 | COLLAR, EXTENSION | 2 | | KRDF |
| | 14 | 17410-Z4E-S30 | ELBOW, AIR CLEANER | 1 | | KRBF |
| | 15 | 90042-Z4E-S20 | BOLT, STUD, 5X110 | 2 | | KRDF |
| | | 90042-Z4E-S30 | BOLT, STUD, 5X95 | 2 | | KRBF |

NOTE A:PART NO. CHANGE D:NEWLY PROVIDED E:PART NO.DELETION K:REQUIRED NO. CORRECTION L:APPLICATION SERIAL NO. CORRECTION
T:APPLICATION CORRECTION Z:REMARKS CHANGE

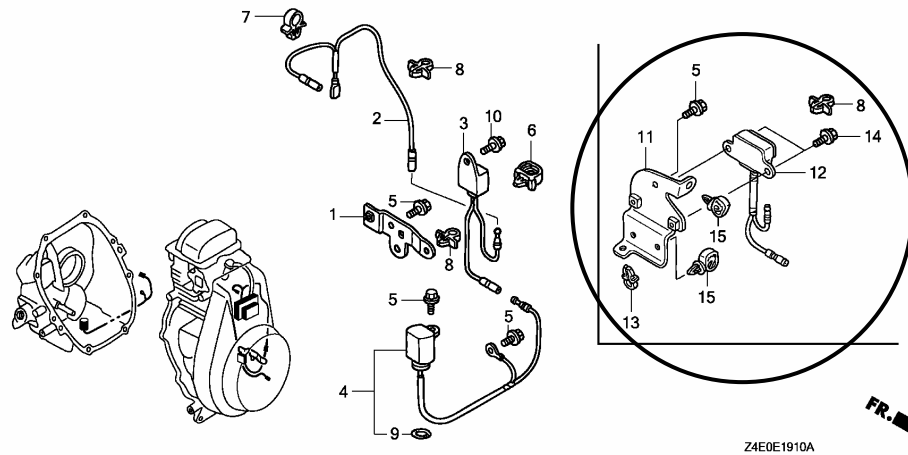
PARTS CATALOGUE NEWS

BOOKNo. : 13Z4E601

| Block No. | Ref. No. | Part No. | Description | Reqd. QTY | Base Part No. | Parts catalogue code |
|-----------|----------|----------------|--|-----------|----------------|----------------------|
| | 16 | 94101-05000 | WASHER, PLAIN, 5MM | 2 | KRDF | |
| E-17 | 1 | 16910-Z4E-S21 | STRAINER COMP., FUEL | 1 | 16910-GB2-005 | KRDF |
| | 19 | 95001-45300-50 | HOSE, FUEL, 4.5X300 (95001-45001-50M) | 1 | 95001-45080-50 | KRDF |
| | 23 | 95002-40850-08 | CLAMP, TUBE (D8.5) | 2 | 95002-40850-08 | KRDF |
| E-19 | 2 | 28451-Z0D-V03 | PULLEY, STARTER | 1 | 28451-Z0D-V02 | |
| | 7 | | CLIP, HIGH TENSION CORD (8MM) | 0 | 30701-883-000 | KRGF |
| | 9 | | CORD, STOP SWITCH | 0 | 32195-Z0D-000 | KRGF |

E-19-10 OIL ALERT/OIL LEVEL SWITCH

| Ref. No. | (Relative ref. Number) | Service item | F. R. T. |
|----------|------------------------|-------------------------------------|----------|
| 3 | (12) | 6151A0 ALERT UNIT, ENGINE OIL | 0.2 |



| | | | | | |
|---------|---|---------------|---------------------------------|---|------|
| E-19-10 | 2 | 32195-Z4E-S10 | CORD, STOP SWITCH | 1 | KRGF |
| | 4 | 35480-Z4E-S11 | SWITCH ASSY., OIL LEVEL | 1 | KRGF |
| | 5 | 90014-952-000 | BOLT, FLANGE, 6X14 (CT200) | 3 | KRGF |
| | 7 | 90682-959-661 | CLIP B, CABLE | 1 | KRGF |

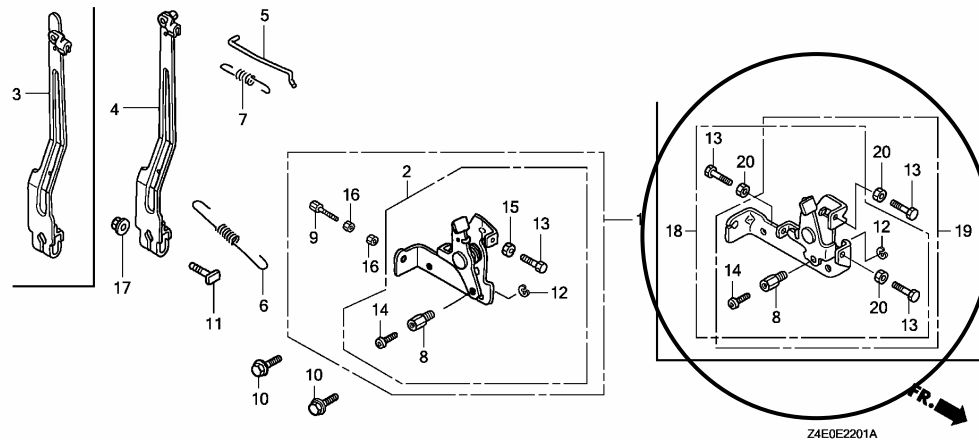
NOTE A:PART NO. CHANGE D:NEWLY PROVIDED E:PART NO.DELETION K:REQUIRED NO. CORRECTION L:APPLICATION SERIAL NO. CORRECTION
T:APPLICATION CORRECTION Z:REMARKS CHANGE

PARTS CATALOGUE NEWS

BOOKNo. : 13Z4E601

| Block No. | Ref. No. | Part No. | Description | Reqd. QTY | Base Part No. | Parts catalogue code |
|-----------|----------|---------------|--------------------------------|-----------|---------------|----------------------|
| | 8 | 90681-959-003 | CLIP A, CABLE (NIFCO) | 2 | KRGF | |
| | 9 | 91302-ZL8-003 | O-RING, 11.8X2.4 | 1 | KRGF | |
| | 11 | 32112-Z4E-S11 | BRACKET, OIL ALERT UNIT | 1 | KRGF | |
| | 12 | 34150-Z4E-S11 | ALERT UNIT, OIL (START) | 1 | KRGF | |
| | 13 | 36103-ZE1-000 | HOLDER, STOP SWITCH CORD | 1 | KRGF | |
| | 14 | 90002-MC7-000 | BOLT, FLANGE, 5X8 | 2 | KRGF | |
| | 15 | 90683-SA0-003 | CLIP, WIRE HARNESS, 25MM | 2 | KRGF | |

E-22-1 CONTROL (RAMMER REMOTE) (1)



| | | | | | | |
|--------|---|---------------|-------------------------------|---|---------------|------------|
| E-22-1 | 2 | | CONTROL ASSY. | 0 | 16500-Z0D-V50 | KRDF |
| | 3 | 16550-Z0D-V01 | ARM COMP., GOVERNOR | 1 | | KRBF, KRGF |
| | 5 | 16555-Z0D-V00 | ROD, GOVERNOR | 1 | | KRBF, KRGF |
| | 6 | 16561-Z0D-V00 | SPRING, GOVERNOR | 1 | | KRBF, KRGF |
| | 7 | 16562-Z4E-S10 | SPRING, THROTTLE RETURN | 1 | | KRBF, KRGF |

NOTE A:PART NO. CHANGE D:NEWLY PROVIDED E:PART NO.DELETION K:REQUIRED NO. CORRECTION L:APPLICATION SERIAL NO. CORRECTION
T:APPLICATION CORRECTION Z:REMARKS CHANGE

PARTS CATALOGUE NEWS

BOOKNo. : 13Z4E601

| Block No. | Ref. No. | Part No. | Description | Reqd. QTY | Base Part No. | Parts catalogue code |
|-----------|----------|----------------|---------------------------------|----------------|----------------|----------------------|
| | | | | GX 100 U | | |
| | | 16562-Z4E-S10 | | 1 | 16562-Z0D-V00 | KRDF |
| | 8 | 16594-883-010 | HOLDER, WIRE | 1 | | KRBF, KRGF |
| | 10 | 90014-952-000 | BOLT, FLANGE, 6X14 (CT200) | 2 | | KRBF, KRGF |
| | 11 | 90015-ZE5-010 | BOLT, GOVERNOR ARM | 1 | | KRBF, KRGF |
| | 12 | 90605-230-000 | CIRCLIP, 5MM | 1 | | KRBF, KRGF |
| | 13 | 92301-05020-0A | BOLT, RECESSED, 5X20 | 2 | | KRBF, KRGF |
| | | 92301-05020-0A | | 2 | 92301-05020-0A | KRDF |
| | 14 | 93500-04006-0H | SCREW, PAN, 4X6 | 1 | | KRBF, KRGF |
| | 15 | | NUT, HEX. , 5MM | 0 | 94001-05000-0S | KRDF |
| | 17 | 94050-06000 | NUT, FLANGE, 6MM | 1 | | KRBF, KRGF |
| | 18 | 16500-Z4E-S10 | CONTROL ASSY. | 1 | | KRDF, KRGF |
| | 19 | 16500-Z4E-S30 | CONTROL ASSY. | 1 | | KRBF |
| | 20 | 94001-05000 | NUT, HEX. , 5MM | 2 | | |
| E-22-2 | 2 | | CONTROL ASSY. (BOMAG) | 0 | 16500-Z0D-V70 | KRBF, KRGF |
| | 3 | | ARM COMP. , GOVERNOR | 0 | 16550-Z0D-V01 | KRBF, KRGF |
| | 4 | | ROD, GOVERNOR | 0 | 16555-Z0D-V00 | KRBF, KRGF |
| | 5 | | SPRING, GOVERNOR | 0 | 16561-Z0D-V00 | KRBF, KRGF |
| | 6 | | SPRING, THROTTLE RETURN | 0 | 16562-Z0D-V00 | KRBF, KRGF |
| | 7 | | LEVER, CONTROL (REMOTE) | 0 | 16571-ZG0-810 | KRBF, KRGF |
| | 8 | | BASE COMP. , CONTROL (REMOTE) . | 0 | 16572-ZG0-810 | KRBF, KRGF |
| | 9 | | SPRING, CONTROL LEVER RETURN . | 0 | 16575-Z0D-V70 | KRBF, KRGF |
| | 10 | | HOLDER, WIRE | 0 | 16594-883-010 | KRBF, KRGF |
| | 12 | | BOLT, FLANGE, 6X14 (CT200) | 0 | 90014-952-000 | KRBF, KRGF |
| | 13 | | BOLT, GOVERNOR ARM | 0 | 90015-ZE5-010 | KRBF, KRGF |

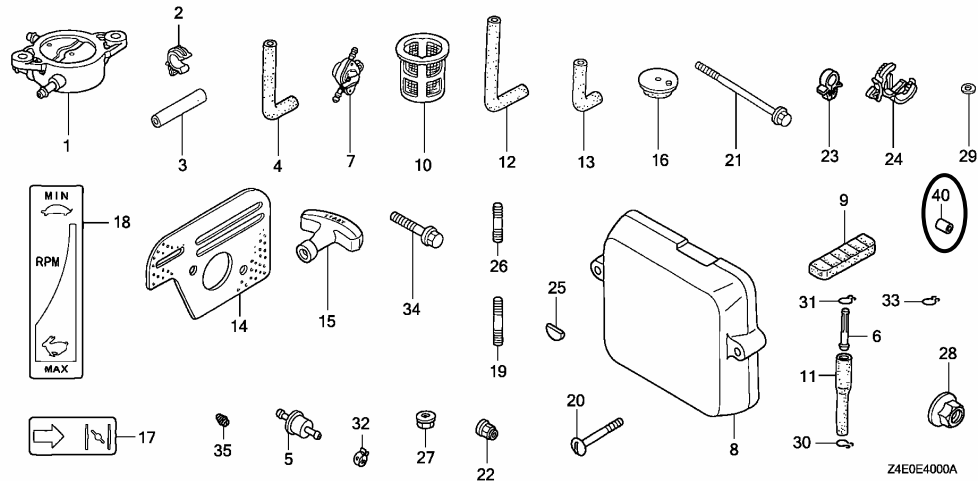
NOTE A:PART NO. CHANGE D:NEWLY PROVIDED E:PART NO.DELETION K:REQUIRED NO. CORRECTION L:APPLICATION SERIAL NO. CORRECTION
T:APPLICATION CORRECTION Z:REMARKS CHANGE

PARTS CATALOGUE NEWS

BOOKNo. : 13Z4E601

| Block No. | Ref. No. | Part No. | Description | Reqd. QTY | | Parts catalogue code |
|-----------|----------|---------------|------------------------------|----------------|----------------|----------------------|
| | | | | GX 100 U | Base Part No. | |
| | 14 | | CIRCLIP, 5MM | 0 | 90605-230-000 | KRBF, KRGF |
| | 15 | | COLLAR, CONTROL LEVER | 0 | 91552-ZG0-810 | KRBF, KRGF |
| | 16 | | BOLT, RECESSED, 5X20 | 0 | 92301-05020-0A | KRBF, KRGF |
| | 17 | | SCREW, PAN, 4X6 | 0 | 93500-04006-0H | KRBF, KRGF |
| | 18 | | NUT, HEX., 5MM | 0 | 94001-05000 | KRBF, KRGF |
| | 20 | | NUT, FLANGE, 6MM | 0 | 94050-06000 | KRBF, KRGF |
| E-28 | 3 | | MARK, CHOKE INDICATION | 0 | 87528-Z0D-000 | KRDF, KRGF |
| | | 87528-Z0D-000 | | 1 | | KRBF |
| | 5 | 87601-Z4E-S10 | MARK, TYPE (KRGF) | 1 | 87601-Z0D-R70 | KRGF |
| | | 87601-Z4E-S20 | MARK, TYPE (KRDF) | 1 | 87601-Z0D-R50 | KRDF |
| | | 87601-Z4E-S30 | MARK, TYPE (KRBF) | 1 | 87601-Z0D-T60 | KRBF |

E-40 OTHER PARTS



| | | | | | | |
|------|----|---------------|-------------------------|---|--|------|
| E-40 | 12 | 17702-Z4E-S20 | TUBE, FUEL RETURN | 1 | | KRDF |
|------|----|---------------|-------------------------|---|--|------|

NOTE A:PART NO. CHANGE D:NEWLY PROVIDED E:PART NO.DELETION K:REQUIRED NO. CORRECTION L:APPLICATION SERIAL NO. CORRECTION
T:APPLICATION CORRECTION Z:REMARKS CHANGE

PARTS CATALOGUE NEWS

BOOKNo. : 13Z4E601

| Block No. | Ref. No. | Part No. | Description | Reqd. QTY | | Base Part No. | Parts catalogue code |
|-----------|----------|---------------|------------------------------|----------------|----------------|---------------|----------------------|
| | | | | GX 100 U | | | |
| | 17 | 87528-Z0D-000 | MARK, CHOKE INDICATION | 1 | | | KRDF, KRGF |
| | 25 | | KEY, WOODRUFF, 13X12 | 0 | 90741-Z0D-V50 | | KRDF |
| | 26 | | BOLT, STUD, 8X25 | 0 | 92900-08025-0E | | KRBF |
| | 32 | | CLAMP, TUBE (D8.5) | 0 | 95002-40850-08 | | KRDF |
| | 35 | | JET (#56) | (0) | 99101-Z4E-0560 | | |
| | 40 | 94303-06100 | DOWEL PIN, 6X10 | 2 | | | KRBF |

NOTE A:PART NO. CHANGE D:NEWLY PROVIDED E:PART NO.DELETION K:REQUIRED NO. CORRECTION L:APPLICATION SERIAL NO. CORRECTION
T:APPLICATION CORRECTION Z:REMARKS CHANGE



PARTS CATALOGUE NEWS

Honda Motor Co., Ltd. Service Division

PARTS CATALOGUE - CORRECTED

Printed in Japan

| | | |
|-----------------------|--------------|-------------|
| CODE NO. | BOOKLET TYPE | 13Z4E601 |
| | MICRO-FICHE | 13Z4E6EA/FA |
| PARTS CATALOGUE TITLE | GX100U | |
| NEWS NO. | 010 | |

| Block No. | Ref. No. | Note | Part No. | Description | Reqd. QTY | Serial No. | Parts catalogue code | |
|-----------|----------|------|---------------|-----------------------|----------------|---------------|---|------------------|
| | | | | | GX 100 U | | | |
| E-19 | 2 | L | 28451-Z0D-V02 | PULLEY, STARTER | 1 | ----- 1019749 | BE14, KRAM, KRA2, KRB, KRBD, KRBM, KRB4, KREE, KREU, KRE4, KRF2, KRG KRM, KRMB, KRMG, KRS, KRS2, KRT, KRT4, KRW, KRW2, KR4, SE3, VEA, VEG VE3 | |
| | | | T | 28451-Z0D-V03 | | 1 | ----- | KRBF, KRDF, KRGF |
| | | | | | | 1 | 1019750 | ----- |

NOTE A:PART NO. CHANGE D:NEWLY PROVIDED E:PART NO.DELETION K:REQUIRED NO. CORRECTION L:APPLICATION SERIAL NO. CORRECTION
T:APPLICATION CORRECTION Z:REMARKS CHANGE



PARTS CATALOGUE NEWS

Honda Motor Co., Ltd. Service Division

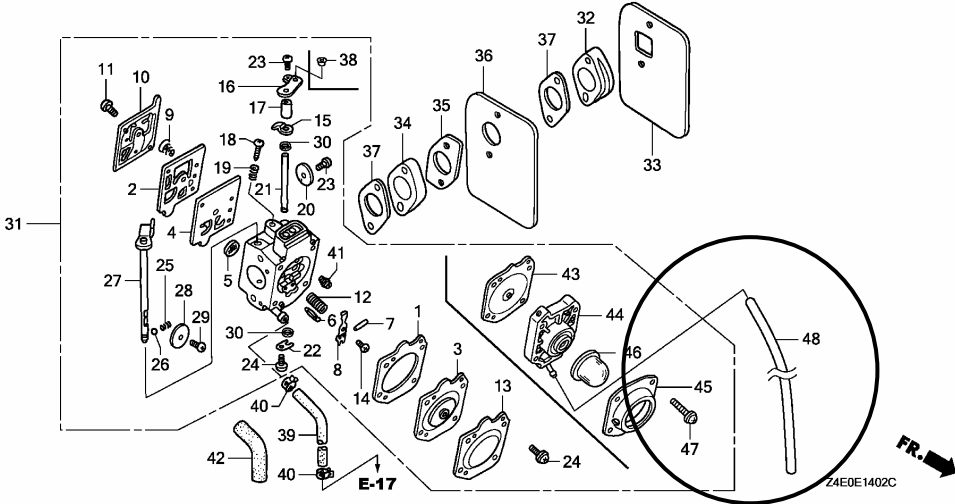
PARTS CATALOGUE - CORRECTED

Printed in Japan

| | | |
|-----------------------|--------------|-------------|
| CODE NO. | BOOKLET TYPE | 13Z4E601 |
| | MICRO-FICHE | 13Z4E6EA/FA |
| PARTS CATALOGUE TITLE | GX100U | |
| NEWS NO. | 011 | |

| Block No. | Ref. No. | Note | Part No. | Description | Reqd. QTY GX 100 U | Serial No. | Parts catalogue code |
|-----------|----------|------|----------|-------------|-----------------------------|------------|----------------------|
|-----------|----------|------|----------|-------------|-----------------------------|------------|----------------------|

E-14-2 CARBURETOR (RAMMER FLOATLESS)



| | | | | | | | |
|--------|----|---|---------------|--------|---|-------|---|
| E-14-2 | 12 | L | 16042-Z0D-V02 | SPRING | 1 | ----- | KRAM, KREU, KRE4, KRF2, KRG, KRM, KRMB, KRMG, KRT, KRT4, KRW, KR4 |
|--------|----|---|---------------|--------|---|-------|---|

NOTE A:PART NO. CHANGE D:NEWLY PROVIDED E:PART NO. DELETION K:REQUIRED NO. CORRECTION L:APPLICATION SERIAL NO. CORRECTION
T:APPLICATION CORRECTION Z:REMARKS CHANGE

PARTS CATALOGUE NEWS

BOOKNo. : 13Z4E601

| Block No. | Ref. No. | Note | Part No. | Description | Reqd. QTY | Serial No. | | Parts catalogue code |
|-----------|----------|------|---------------|--------------------------------|----------------|------------|----------|---|
| | | | | | GX 100 U | | | |
| | | | | (CARBURETOR NO.) | 1 | ----- | HDA201D | KRBM |
| | | T | 16042-Z4E-V92 | | 1 | ----- | ----- | KRBF, KRDF, KREE, KRGF |
| | | | | (CARBURETOR NO.) | 1 | HDA 234 | ----- | KRBM |
| | 16 | L | 16046-Z0D-V03 | LEVER, THROTTLE | 1 | ----- | ----- | KREE, KREU, KRT, KRT4 |
| | | | | (CARBURETOR NO.) | 1 | HDA201D | ----- | KRE4, KRF2, KRM, KRMB, KRW, KR4 |
| | | | | (CARBURETOR NO.) | 1 | HDA201D | HDA201D | KRBM |
| | | T | 16046-Z0D-V73 | | 1 | ----- | ----- | KRBF, KRDF, KRGF |
| | | | | (CARBURETOR NO.) | 1 | HDA 234 | ----- | KRBM |
| | | | | (CARBURETOR NO.) | 1 | HDA206C | ----- | KRAM, KRG, KRMG |
| | 18 | T | 16049-Z0D-V02 | SCREW, IDLE ADJUSTING | 1 | ----- | ----- | KRAM, KRBF, KRBM, KREE, KREU, KRE4, KRF2, KRG, KRGF, KRM, KRMB, KRMG KRT, KRT4, KRW, KR4 |
| | | D | 16049-Z4E-S12 | | 1 | ----- | ----- | KRDF |
| | 27 | T | 16058-Z0D-V02 | SHAFT ASSY., CHOKE | 1 | ----- | ----- | KRDF, KREE, KREU, KRE4, KRF2, KRM, KRMB, KRT, KRT4, KRW, KR4 |
| | | | | (CARBURETOR NO.) | 1 | ----- | HDA 201D | KRBM |
| | | T | 16058-Z0D-V72 | | 1 | ----- | ----- | KRAM, KRBF, KRG, KRGF, KRMG |
| | | | | (CARBURETOR NO.) | 1 | HDA 234 | ----- | KRBM |
| | 31 | L | 16100-Z0D-V05 | CARBURETOR ASSY. (HDA 201D) .. | 1 | ----- | ----- | KREU |
| | | | | | 1 | 1006329 | ----- | KRE4, KRF2, KRM, KRMB, KRW, KR4 |
| | | | | | 1 | 1006329 | 1025213 | KRBM |
| | | T | 16100-Z4E-S12 | CARBURETOR ASSY. (HDA 234) ... | 1 | ----- | ----- | KRBF, KRGF |
| | | | | | 1 | 1025214 | ----- | KRBM |
| | | E | 16100-Z4E-S32 | *PARTS NO. DELETION | | | | |
| | | D | 16100-Z4E-S33 | CARBURETOR ASSY. (HDA 235A) .. | 1 | ----- | ----- | KRDF |
| | 34 | L | 16213-Z0D-V00 | INSULATOR B, CARBURETOR | 1 | ----- | ----- | KRAM, KREE, KREU, KRE4, KRF2, KRG, KRM, KRMB, KRMG, KRT, KRT4, KRW KR4 |

NOTE A:PART NO. CHANGE D:NEWLY PROVIDED E:PART NO.DELETION K:REQUIRED NO. CORRECTION L:APPLICATION SERIAL NO. CORRECTION
T:APPLICATION CORRECTION Z:REMARKS CHANGE

PARTS CATALOGUE NEWS

BOOKNo. : 13Z4E601

| Block No. | Ref. No. | Note | Part No. | Description | Reqd. QTY | Serial No. | Parts catalogue code |
|-----------|----------|------|----------------|----------------------------|----------------|---------------|--|
| | | | | | GX 100 U | | |
| | | | | | 1 | ----- 1025213 | KRBM |
| | | T | 16213-Z4E-S10 | | 1 | ----- | KRBF, KRDF, KRGF |
| | | | | | 1 | 1025214 | KRBM |
| | 38 | T | 16552-896-650 | COLLAR, LEVER | 1 | ----- | KRAM, KRBF, KRDF, KRG, KRGF, KRMG |
| | | | | (CARBURETOR NO.) | 1 | HDA 234 | KRBM |
| | 41 | L | 99101-Z0D-0540 | JET (#54) | 1 | ----- | KRAM, KREE, KREU, KRE4, KRG, KRM, KRMB, KRMG, KRW, KR4 |
| | | | | (CARBURETOR NO.) | 1 | ----- HDA201D | KRBM, KRF2 |
| | | | | | (1) | ----- | KRT, KRT4 |
| | | | 99101-Z0D-0540 | | (1) | HDA227 | KRF2 |
| | | | | (CARBURETOR NO.) | (1) | ----- | KRF2 |
| | 48 | D | 17702-Z4E-S20 | TUBE, FUEL RETURN | 1 | ----- | KRDF |
| E-17 | 1 | L | 16910-GB2-005 | STRAINER COMP., FUEL | 1 | ----- | KRB, KRBD, KRB4, KRM, KRS, KRT |
| | | | | | 1 | ----- 1025213 | KRBM |
| | | T | 16910-Z4E-S21 | | 1 | ----- | KRDF |
| | | | | | 1 | 1025214 | KRBM |
| E-40 | 12 | E | 17702-Z4E-S20 | *PARTS NO. DELETION | | | |

NOTE A:PART NO. CHANGE D:NEWLY PROVIDED E:PART NO.DELETION K:REQUIRED NO. CORRECTION L:APPLICATION SERIAL NO. CORRECTION
T:APPLICATION CORRECTION Z:REMARKS CHANGE



PARTS CATALOGUE NEWS

Honda Motor Co., Ltd. Service Division

PARTS CATALOGUE - CORRECTED

Printed in Japan

| | | |
|-----------------------|--------------|-------------|
| CODE NO. | BOOKLET TYPE | 13Z4E601 |
| | MICRO-FICHE | 13Z4E6EA/FA |
| PARTS CATALOGUE TITLE | GX100U | |
| NEWS NO. | 012 | |

| Block No. | Ref. No. | Note | Part No. | Description | Reqd. QTY | Serial No. | Parts catalogue code |
|-----------|----------|------|---------------|-----------------------------|----------------|----------------|---|
| | | | | | GX 100 U | | |
| E-14-2 | 18 | L | 16049-Z0D-V02 | SCREW, IDLE ADJUSTING | 1 | ----- | KRAM, KREE, KREU, KRE4, KRF2, KRG, KRM, KRMB, KRMG, KRT, KRT4, KRW KR4 |
| | | | | (CARBURETOR NO.) | 1 | ----- HDA 234 | KRBF, KRBM, KRGF |
| | | T | 16049-Z4E-S12 | | 1 | ----- | KRDF |
| | | | | (CARBURETOR NO.) | 1 | HDA 234A ----- | KRBF, KRBM, KRGF |

NOTE A:PART NO. CHANGE D:NEWLY PROVIDED E:PART NO.DELETION K:REQUIRED NO. CORRECTION L:APPLICATION SERIAL NO. CORRECTION
T:APPLICATION CORRECTION Z:REMARKS CHANGE



PARTS CATALOGUE NEWS

Honda Motor Co., Ltd. Service Division

PARTS CATALOGUE - CORRECTED

Printed in Japan

| | | |
|-----------------------|--------------|-------------|
| CODE NO. | BOOKLET TYPE | 13Z4E601 |
| | MICRO-FICHE | 13Z4E6EA/FA |
| PARTS CATALOGUE TITLE | GX100U | |
| NEWS NO. | 013 | |

| Block No. | Ref. No. | Note | Part No. | Description | Reqd. QTY | Serial No. | Parts catalogue code | | | | |
|-----------------|--------------------------------|-------|-----------------|-----------------------|----------------|---------------|---|-----------------------|--------------------------------|---|---|
| | | | | | GX 100 U | | | | | | |
| E-11-1 | 1 | L | 28400-Z0D-V02ZA | STARTER ASSY., RECOIL | 1 | ----- 1019282 | BE14, KRAM, KRA2, KRB, KRBD, KRBM, KRB4, KRE4, KRF2, KRG, KRM, KRMG, KRW, KRW2, KR4, SE3, VEA, VEG, VE3 | | | | |
| | | | | *NH1*..... BLACK | | | | | | | |
| | | | | 28400-Z0D-V02ZC | | | | *R280*..... POWER RED | 1 | ----- 1019282 | BE14, KRAM, KRA2, KRB, KRB4, KREE, KREU, KRE4, KRG, KRM, KRMB, KRS, KRS2, KRT, KRT4, KRW, KR4, SE3, VE3 |
| | | | | | | | | 28400-Z0D-V02ZD | | | |
| | | | | 28400-Z0D-V03ZA | | | | *NH1*..... BLACK | 1 | ----- ----- | KRBF, KRGF |
| | | | | | | | | 28400-Z0D-V03ZC | | | |
| | | | | 28400-Z0D-V03ZD | | | | | *NH105*... MAT BLACK (#15-#20) | 1 | 1019283 ----- |
| 28400-Z0D-V03ZD | *NH105*... MAT BLACK (#15-#20) | 1 | 1019283 ----- | | KRS2 | | | | | | |
| | 9 | | | L | | 28462-Z0D-V02 | ROPE, RECOIL STARTER | 1 | ----- 1019282 | BE14, KRAM, KRA2, KRB, KRBD, KRBM, KRB4, KREE, KREU, KRE4, KRF2, KRG, KRM, KRMB, KRMG, KRS, KRS2, KRT, KRT4, KRW, KRW2, KR4, SE3, VEA, VEG, VE3 | |
| 28462-Z0D-V03 | | | 1 | | ----- ----- | | KRBF, KRDF, KRGF | | | | |

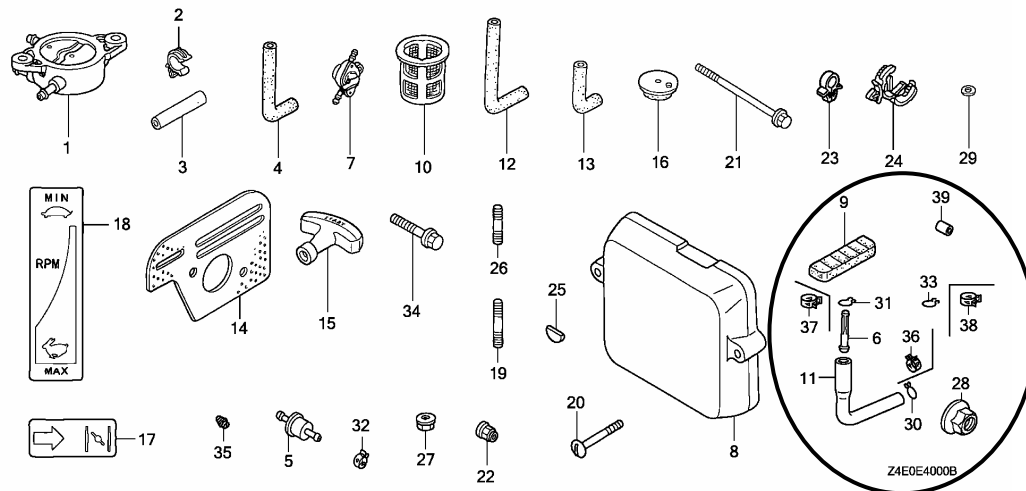
NOTE A:PART NO. CHANGE D:NEWLY PROVIDED E:PART NO.DELETION K:REQUIRED NO. CORRECTION L:APPLICATION SERIAL NO. CORRECTION
T:APPLICATION CORRECTION Z:REMARKS CHANGE

PARTS CATALOGUE NEWS

BOOKNo. : 13Z4E601

| Block No. | Ref. No. | Note | Part No. | Description | Reqd. QTY | | Serial No. | Parts catalogue code | |
|-----------|----------|------|---------------|--------------------------------|----------------|--|------------|--|-----------|
| | | | | | GX 100 U | | | | |
| | | | | | 1 | | 1019283 | ----- BE14, KRAM, KRA2, KRB, KRBD, KRBM, KRB4, KREE, KREU, KRE4, KRF2, KRG KRM, KRMB, KRMG, KRS, KRS2, KRT, KRT4, KRW, KRW2, KR4, SE3, VEA, VEG VE3 | |
| E-14 | 9 | | 16100-Z0D-U01 | CARBURETOR ASSY. (BF31F A) ... | 1 | | 1012395 | VSW4 | |
| | | A | 16100-Z4E-U01 | CARBURETOR ASSY. (BF31J A) ... | 1 | | 1012396 | VSW4 | |
| E-14-2 | 31 | L | 16100-Z0D-V05 | CARBURETOR ASSY. (HDA 201D) .. | 1 | | 1006329 | ----- KRE4, KRM, KRMB, KRW, KR4 | |
| | | | | | 1 | | 1006329 | 1002872 | KRF2 |
| | | | | | 1 | | 1006329 | 1025213 | KRBM |
| | | | | | 1 | | | | KRT, KRT4 |
| | | | | | 1 | | 1002873 | ----- | KRF2 |
| | | T | 16100-Z4E-R92 | CARBURETOR ASSY. (HDA 227) ... | 1 | | | | |

E-40 OTHER PARTS



| | | | | | | | | |
|------|----|---|---------------|-----------------------|-----------------------------|---|---------|---------|
| E-40 | 11 | L | 17701-Z0D-U00 | TUBE, FUEL TANK | 1 | | 1012395 | VSW4 |
| | | | D | 17701-Z4E-U01 | TUBE, FUEL TANK (FKM) | 1 | | 1012396 |

NOTE A:PART NO. CHANGE D:NEWLY PROVIDED E:PART NO.DELETION K:REQUIRED NO. CORRECTION L:APPLICATION SERIAL NO. CORRECTION
T:APPLICATION CORRECTION Z:REMARKS CHANGE

PARTS CATALOGUE NEWS

BOOKNo. : 13Z4E601

| Block No. | Ref. No. | Note | Part No. | Description | Reqd. QTY | | Serial No. | Parts catalogue code |
|-----------|----------|------|----------------|---------------------------|----------------|-------|------------|----------------------|
| | | | | | 6X 100 U | | | |
| | 12 | | 17702-Z0D-U00 | TUBE A, FUEL | 1 | ----- | 1012395 | VSW4 |
| | | A | 17702-Z4E-U01 | TUBE A, FUEL (FKM) | 1 | ----- | 1012396 | VSW4 |
| | 13 | | 17703-Z0D-U00 | TUBE B, FUEL | 1 | ----- | 1012395 | VSW4 |
| | | A | 17703-Z4E-U01 | TUBE B, FUEL (FKM) | 1 | ----- | 1012396 | VSW4 |
| | 30 | L | 95002-02080 | CLIP, TUBE (B8) | 3 | ----- | 1012395 | VSW4 |
| | 31 | L | 95002-02100 | CLIP, TUBE (B10) | 2 | ----- | 1012395 | VSW4 |
| | 33 | L | 95002-70000 | CLIP, TUBE (C11) | 1 | ----- | 1012395 | VSW4 |
| | 36 | D | 95002-40800-08 | CLAMP, TUBE (D8) | 3 | ----- | 1012396 | VSW4 |
| | 37 | D | 95002-41000-08 | CLAMP, TUBE (D10) | 2 | ----- | 1012396 | VSW4 |
| | 38 | D | 95002-41050-08 | CLAMP, TUBE (D10.5) | 1 | ----- | 1012396 | VSW4 |
| | 39 | D | 94303-06100 | DOWEL PIN, 6X10 | 2 | ----- | ----- | KRBF |
| | 40 | E | 94303-06100 | *PARTS NO. DELETION | | | | |

NOTE A:PART NO. CHANGE D:NEWLY PROVIDED E:PART NO.DELETION K:REQUIRED NO. CORRECTION L:APPLICATION SERIAL NO. CORRECTION
T:APPLICATION CORRECTION Z:REMARKS CHANGE



PARTS CATALOGUE NEWS

Honda Motor Co., Ltd. Service Division

PARTS CATALOGUE - CORRECTED

Printed in Japan

| | | |
|----------------------|--------------|-------------|
| CODE NO. | BOOKLET TYPE | 13Z4E601 |
| | MICRO-FICHE | 13Z4E6EA/FA |
| PARTS CATALOGUE NEWS | GX100U | |
| NEWS NO. | 014 | |

| Block No. | Ref. No. | Note | Part No. | Description | Reqd. QTY | Serial No. | Parts catalogue code |
|-----------|----------|------|---------------|--------------------------------|----------------|---------------|----------------------|
| | | | | | GX 100 U | | |
| E-14-2 | 31 | T | 16100-Z4E-S12 | CARBURETOR ASSY. (HDA 234) ... | 1 | ----- 1025213 | KRBF, KRGF |
| | | D | 16100-Z4E-S13 | CARBURETOR ASSY. (HDA 234A) .. | 1 | 1025214 ----- | KRBF, KRBM, KRGF |

NOTE A:PART NO. CHANGE D:NEWLY PROVIDED E:PART NO.DELETION K:REQUIRED NO. CORRECTION L:APPLICATION SERIAL NO. CORRECTION
T:APPLICATION CORRECTION Z:REMARKS CHANGE



PARTS CATALOGUE NEWS

Honda Motor Co., Ltd. Service Division

PARTS CATALOGUE - CORRECTED

Printed in Japan

| | | |
|----------------------|--------------|-------------|
| CODE NO. | BOOKLET TYPE | 13Z4E601 |
| | MICRO-FICHE | 13Z4E6EA/FA |
| PARTS CATALOGUE NEWS | GX100U | |
| NEWS NO. | 015 | |

| Block No. | Ref. No. | Note | Part No. | Description | Reqd. QTY | Serial No. | Parts catalogue code | |
|-----------|------------------|------|---------------|----------------------------|------------------|------------|---------------------------------------|------------------------|
| | | | | | GX 100 U | | | |
| E-14-2 | 12 | L | 16042-Z0D-V02 | SPRING | 1 | ----- | KRF2, KRM, KRMB, KRMG, KRT, KRT4, KR4 | |
| | | | | (CARBURETOR NO.) | 1 | ----- | HDA201D | KRBM, KREU, KRE4, KRW |
| | | | | (CARBURETOR NO.) | 1 | ----- | HDA206C | KRAM, KRG |
| | | | T | 16042-Z4E-V92 | | 1 | ----- | KRBF, KRDF, KREE, KRGF |
| | | | | | (CARBURETOR NO.) | 1 | HDA 234 | KRBM |
| | (CARBURETOR NO.) | 1 | HDA234A | KRAM, KREU, KRE4, KRM, KRW | | | | |
| | 16 | L | 16046-Z0D-V03 | LEVER, THROTTLE | 1 | ----- | KRT, KRT4 | |
| | | | | (CARBURETOR NO.) | 1 | ----- | HDA201D | KREE, KREU |
| | | | | (CARBURETOR NO.) | 1 | HDA201D | KRF2, KRM, KRMB, KR4 | |
| | | | | (CARBURETOR NO.) | 1 | HDA201D | HDA201D | KRBM, KRE4, KRW |
| T | | | | 16046-Z0D-V73 | | 1 | ----- | KRBF, KRDF, KRGF |
| | (CARBURETOR NO.) | 1 | HDA 234 | | KRBM | | | |
| | (CARBURETOR NO.) | 1 | HDA206C | | KRAM, KRG, KRMG | | | |

NOTE A:PART NO. CHANGE D:NEWLY PROVIDED E:PART NO.DELETION K:REQUIRED NO. CORRECTION L:APPLICATION SERIAL NO. CORRECTION
T:APPLICATION CORRECTION Z:REMARKS CHANGE

PARTS CATALOGUE NEWS

BOOKNo. : 13Z4E601

| Block No. | Ref. No. | Note | Part No. | Description | Reqd. QTY | Serial No. | Parts catalogue code |
|-----------|----------|------|----------------|-----------------------------|----------------|---------------|--|
| | | | | | GX 100 U | | |
| | | | | (CARBURETOR NO.) | 1 | HDA234A ----- | KREE, KREU, KRE4, KRW |
| | 18 | L | 16049-Z0D-V02 | SCREW, IDLE ADJUSTING | 1 | ----- | KRF2, KRM, KRMB, KRMG, KRT, KRT4, KR4 |
| | | | | (CARBURETOR NO.) | 1 | ----- HDA 228 | KREE |
| | | | | (CARBURETOR NO.) | 1 | ----- HDA 234 | KRBF, KRBM, KRGF |
| | | | | (CARBURETOR NO.) | 1 | ----- HDA201D | KREU, KRE4, KRW |
| | | | | (CARBURETOR NO.) | 1 | ----- HDA206C | KRAM, KRG |
| | | T | 16049-Z4E-S12 | | 1 | ----- | KRDF |
| | | | | (CARBURETOR NO.) | 1 | HDA234A ----- | KRAM, KRBF, KRBM, KREE, KREU, KRE4, KRG, KRGF, KRW |
| | 27 | L | 16058-Z0D-V02 | SHAFT ASSY. , CHOKE | 1 | ----- | KRDF, KRF2, KRM, KRMB, KRT, KRT4, KR4 |
| | | | | (CARBURETOR NO.) | 1 | ----- HDA201D | KRBM, KREE, KREU, KRE4, KRW |
| | | T | 16058-Z0D-V72 | | 1 | ----- | KRAM, KRBF, KRG, KRGF, KRMG |
| | | | | (CARBURETOR NO.) | 1 | HDA 234 ----- | KRBM |
| | | | | (CARBURETOR NO.) | 1 | HDA234A ----- | KREE, KREU, KRE4, KRW |
| | 38 | T | 16552-896-650 | COLLAR, LEVER | 1 | ----- | KRAM, KRBF, KRDF, KRG, KRGF, KRMG |
| | | | | (CARBURETOR NO.) | 1 | HDA 234 ----- | KRBM |
| | | | | (CARBURETOR NO.) | 1 | HDA234A ----- | KREE, KREU, KRE4, KRW |
| | 41 | L | 99101-Z0D-0540 | JET (#54) | 1 | ----- | KRM, KRMB, KRMG, KR4 |
| | | | | (CARBURETOR NO.) | 1 | ----- HDA 228 | KREE |
| | | | | (CARBURETOR NO.) | 1 | ----- HDA201D | KRBM, KREU, KRE4, KRF2, KRW |
| | | | | (CARBURETOR NO.) | 1 | ----- HDA206C | KRAM, KRG |
| | | | | | (1) | ----- | KRT, KRT4 |
| | | L | 99101-Z0D-0540 | | (1) | HDA 227 ----- | KRF2 |
| | | | | (CARBURETOR NO.) | (1) | | |

NOTE A:PART NO. CHANGE D:NEWLY PROVIDED E:PART NO.DELETION K:REQUIRED NO. CORRECTION L:APPLICATION SERIAL NO. CORRECTION
T:APPLICATION CORRECTION Z:REMARKS CHANGE



PARTS CATALOGUE NEWS

Honda Motor Co., Ltd. Service Division

PARTS CATALOGUE - CORRECTED

Printed in Japan

| | | |
|----------------------------|-----------------|-------------|
| CODE NO. | BOOKLET TYPE | 13Z4E601 |
| | MICRO- FICHE | 13Z4E6EA/FA |
| PARTS CATALOGUE NEWS | | GX100U |
| NEWS NO. | 016 | |

| Block No. | Ref. No. | Note | Part No. | Description | Reqd. QTY | Serial No. | | Parts catalogue code | |
|------------------|------------------|---------------|---------------|------------------|-----------------------|------------|---------------------------------|----------------------------------|------|
| | | | | | GX 100 U | | | | |
| E-14-2 | 12 | L | 16042-Z0D-V02 | SPRING | 1 | ----- | ----- | KRF2, KRM, KRMB, KRMG, KRT4, KR4 | |
| | | | | (CARBURETOR NO.) | 1 | ----- | HDA 227 | KRT | |
| | | | | (CARBURETOR NO.) | 1 | ----- | HDA201D | KRBM, KREU, KRE4, KRW | |
| | | | | (CARBURETOR NO.) | 1 | ----- | HDA206C | KRAM, KRG | |
| | | T | 16042-Z4E-V92 | | 1 | ----- | ----- | KRBF, KRDF, KREE, KRGF | |
| | (CARBURETOR NO.) | | | 1 | HDA 234 | ----- | KRBM | | |
| | (CARBURETOR NO.) | | | 1 | HDA234A | ----- | KRAM, KREU, KRE4, KRM, KRT, KRW | | |
| | | 16 | L | 16046-Z0D-V03 | LEVER, THROTTLE | 1 | ----- | ----- | KRT4 |
| | (CARBURETOR NO.) | | | | 1 | ----- | HDA 227 | KRT | |
| | (CARBURETOR NO.) | | | | 1 | ----- | HDA201D | KREE, KREU | |
| (CARBURETOR NO.) | 1 | | | | HDA201D | ----- | KRF2, KRM, KRMB, KR4 | | |
| (CARBURETOR NO.) | 1 | | | | HDA201D | HDA201D | KRBM, KRE4, KRW | | |
| | T | 16046-Z0D-V73 | | 1 | ----- | ----- | KRBF, KRDF, KRGF | | |

NOTE A:PART NO. CHANGE D:NEWLY PROVIDED E:PART NO.DELETION K:REQUIRED NO. CORRECTION L:APPLICATION SERIAL NO. CORRECTION
T:APPLICATION CORRECTION Z:REMARKS CHANGE

PARTS CATALOGUE NEWS

BOOKNo. : 13Z4E601

| Block No. | Ref. No. | Note | Part No. | Description | Reqd. QTY | Serial No. | Parts catalogue code |
|-----------|----------|------|----------------|-----------------------------|----------------|---------------|---|
| | | | | | GX 100 U | | |
| | | | | (CARBURETOR NO.) | 1 | HDA 234 ----- | KRBM |
| | | | | (CARBURETOR NO.) | 1 | HDA206C ----- | KRAM, KRG, KRMG |
| | | | | (CARBURETOR NO.) | 1 | HDA234A ----- | KREE, KREU, KRE4, KRT, KRW |
| | 18 | L | 16049-Z0D-V02 | SCREW, IDLE ADJUSTING | 1 | ----- | KRF2, KRM, KRMB, KRMG, KRT4, KR4 |
| | | | | (CARBURETOR NO.) | 1 | ----- HDA 227 | KRT |
| | | | | (CARBURETOR NO.) | 1 | ----- HDA 228 | KREE |
| | | | | (CARBURETOR NO.) | 1 | ----- HDA 234 | KRBF, KRBM, KRGF |
| | | | | (CARBURETOR NO.) | 1 | ----- HDA201D | KREU, KRE4, KRW |
| | | | | (CARBURETOR NO.) | 1 | ----- HDA206C | KRAM, KRG |
| | | T | 16049-Z4E-S12 | | 1 | ----- | KRDF |
| | | | | (CARBURETOR NO.) | 1 | HDA234A ----- | KRAM, KRBF, KRBM, KREE, KREU, KRE4, KRG, KRGF, KRT, KRW |
| | 27 | L | 16058-Z0D-V02 | SHAFT ASSY. , CHOKE | 1 | ----- | KRDF, KRF2, KRM, KRMB, KRT4, KR4 |
| | | | | (CARBURETOR NO.) | 1 | ----- HDA 227 | KRT |
| | | | | (CARBURETOR NO.) | 1 | ----- HDA201D | KRBM, KREE, KREU, KRE4, KRW |
| | | T | 16058-Z0D-V72 | | 1 | ----- | KRAM, KRBF, KRG, KRGF, KRMG |
| | | | | (CARBURETOR NO.) | 1 | HDA 234 ----- | KRBM |
| | | | | (CARBURETOR NO.) | 1 | HDA234A ----- | KREE, KREU, KRE4, KRT, KRW |
| | 38 | T | 16552-896-650 | COLLAR, LEVER | 1 | ----- | KRAM, KRBF, KRDF, KRG, KRGF, KRMG |
| | | | | (CARBURETOR NO.) | 1 | HDA 234 ----- | KRBM |
| | | | | (CARBURETOR NO.) | 1 | HDA234A ----- | KREE, KREU, KRE4, KRT, KRW |
| | 41 | L | 99101-Z4E-0560 | JET (#56) | 1 | ----- | KRT4 |
| | | | | (CARBURETOR NO.) | 1 | ----- HDA 227 | KRT |
| | | | | (CARBURETOR NO.) | 1 | HDA 227 ----- | KRF2 |

NOTE A:PART NO. CHANGE D:NEWLY PROVIDED E:PART NO.DELETION K:REQUIRED NO. CORRECTION L:APPLICATION SERIAL NO. CORRECTION
T:APPLICATION CORRECTION Z:REMARKS CHANGE



PARTS CATALOGUE NEWS

Honda Motor Co., Ltd. Service Division

PARTS CATALOGUE - CORRECTED

Printed in Japan

| | | |
|----------------------------|-----------------|-------------|
| CODE NO. | BOOKLET TYPE | 13Z4E601 |
| | MICRO- FICHE | 13Z4E6EA/FA |
| PARTS CATALOGUE NEWS | GX100U | |
| NEWS NO. | 017 | |

| Block No. | Ref. No. | Note | Part No. | Description | Reqd. QTY | Serial No. | Parts catalogue code | | |
|-----------|---------------|--------------------------------|---------------|--------------------------------|----------------|------------|--|--|-----------|
| | | | | | GX 100 U | | | | |
| E-3 | 8 | L | 15571-ZM7-003 | VALVE, OIL OUTLET | 1 | ----- | BE14, KRA2, KRF2, KRM, KRMB, KRS, KRS2, KRT, KRT4, KRW2, KR4, QAD QA2, QA26, QBE, QE, QE14, QXB4, QXU2, SA2, SE, SE14, SE3, VA2, VEA VEG, VE3, VE4, VSW4 | | |
| | | | | | 1 | ----- | 1037364 | KREE, KREU, KRE4, KRW | |
| | | | | | 1 | ----- | ----- | KRAM, KRB, KRBD, KRBF, KRBM, KRB4, KRDF, KRG, KRGF, KRMG | |
| | | | | | 1 | ----- | 1037365 | KREE, KREU, KRE4, KRW | |
| E-14-2 | 31 | L | 16100-Z0D-V05 | CARBURETOR ASSY. (HDA 201D) .. | 1 | ----- | 1037364 | KREU | |
| | | | | | 1 | ----- | 1006329 | KRM, KRMB, KR4 | |
| | | | | | 1 | ----- | 1006329 | 1002872 | KRF2 |
| | | | | | 1 | ----- | 1006329 | 1025213 | KRBM |
| | | | | | 1 | ----- | 1006329 | 1037364 | KRE4, KRW |
| | | | | | 1 | ----- | 1006364 | ----- | KRMG |
| | | | | | 1 | ----- | 1006364 | 1037364 | KRAM, KRG |
| L | 16100-Z0D-V75 | CARBURETOR ASSY. (HDA 206C) .. | 1 | ----- | 1006364 | ----- | KRMG | | |
| | | | 1 | ----- | 1006364 | 1037364 | KRAM, KRG | | |
| L | 16100-Z4E-V92 | CARBURETOR ASSY. (HDA 228) ... | 1 | ----- | 1037364 | ----- | KREE | | |

NOTE A:PART NO. CHANGE D:NEWLY PROVIDED E:PART NO.DELETION K:REQUIRED NO. CORRECTION L:APPLICATION SERIAL NO. CORRECTION
T:APPLICATION CORRECTION Z:REMARKS CHANGE

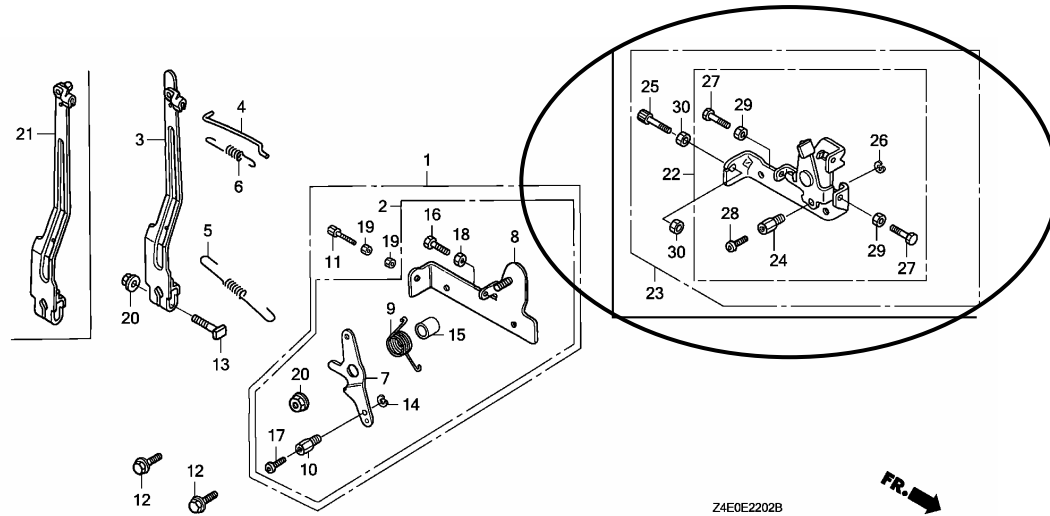
PARTS CATALOGUE NEWS

BOOKNo. : 13Z4E601

| Block No. | Ref. No. | Note | Part No. | Description | Reqd. QTY | Serial No. | Parts catalogue code |
|-----------|----------|------|---------------|--------------------------------|----------------|---------------|---------------------------------------|
| | | | | | GX 100 U | | |
| | | T | 16100-Z4E-S13 | CARBURETOR ASSY. (HDA 234A) .. | 1 | 1025214 ----- | KRBF, KRBM, KRGF |
| | | | | | 1 | 1037365 ----- | KRAM, KREE, KREU, KRE4, KRG, KRW |
| | 34 | L | 16213-Z0D-V00 | INSULATOR B, CARBURETOR | 1 | ----- | KRF2, KRM, KRMB, KRMG, KRT, KRT4, KR4 |
| | | | | | 1 | ----- 1025213 | KRBM |
| | | | | | 1 | ----- 1037364 | KRAM, KREE, KREU, KRE4, KRG, KRW |
| | | T | 16213-Z4E-S10 | | 1 | ----- | KRBF, KRDF, KRGF |
| | | | | | 1 | 1025214 ----- | KRBM |
| | | | | | 1 | 1037365 ----- | KRAM, KREE, KREU, KRE4, KRG, KRW |

E-22-2 CONTROL (RAMMER REMOTE) (2)

| Ref. No. | (Relative ref. Number) | Description | FRT |
|----------|------------------------|--------------------------------|-----|
| 1 | (2, 23) | | |
| 1161A5 | | CONTROL, THROTTLE/GOVERNOR ... | 0.2 |



| | | | | | | | |
|--------|---|---|---------------|------------------------------|---|---------------|-----------------------|
| E-22-2 | 1 | L | 16500-ZG0-U01 | CONTROL ASSY. (REMOTE) | 1 | ----- | KRMB, KRT4, KR4 |
| | | | | | 1 | ----- 1038064 | KREE, KREU, KRE4, KRW |
| | 2 | L | 16500-Z0D-V70 | CONTROL ASSY. (BOMAG) | 1 | ----- | KRG, KRMG |
| | | | | | 1 | ----- 1037364 | KRAM |

NOTE A:PART NO. CHANGE D:NEWLY PROVIDED E:PART NO.DELETION K:REQUIRED NO. CORRECTION L:APPLICATION SERIAL NO. CORRECTION
T:APPLICATION CORRECTION Z:REMARKS CHANGE

PARTS CATALOGUE NEWS

BOOKNo. : 13Z4E601

| Block No. | Ref. No. | Note | Part No. | Description | Reqd. QTY | | Serial No. | Parts catalogue code |
|-----------|----------|------|---------------|--------------------------------|----------------|--|---------------|---|
| | | | | | 6X 100 U | | | |
| | 6 | | 16562-Z0D-V00 | SPRING, THROTTLE RETURN | 1 | | ----- | KRG, KRM, KRMB, KRMG, KRT, KRT4, KR4 |
| | | | | | 1 | | ----- 1037364 | KRAM |
| | | | | | 1 | | ----- 1038064 | KREE, KREU, KRE4, KRW |
| | | A | 16562-Z4E-S10 | | 1 | | 1037365 ----- | KRAM |
| | | | | | 1 | | 1038065 ----- | KREE, KREU, KRE4, KRW |
| | 7 | L | 16571-ZG0-810 | LEVER, CONTROL (REMOTE) | 1 | | ----- | KRG, KRM, KRMB, KRMG, KRS, KRT, KRT4, KR4 |
| | | | | | 1 | | ----- 1037364 | KRAM |
| | | | | | 1 | | ----- 1038064 | KREE, KREU, KRE4, KRW |
| | 8 | L | 16572-ZG0-810 | BASE COMP., CONTROL (REMOTE) . | 1 | | ----- | KRG, KRMB, KRMG, KRT4, KR4 |
| | | | | | 1 | | ----- 1037364 | KRAM |
| | | | | | 1 | | ----- 1038064 | KREE, KREU, KRE4, KRW |
| | 9 | L | 16575-Z0D-V70 | SPRING, CONTROL LEVER RETURN . | 1 | | ----- | KRG, KRMG |
| | | | | | 1 | | ----- 1037364 | KRAM |
| | | L | 16592-896-610 | SPRING, RETURN | 1 | | ----- | KRM, KRMB, KRS, KRT, KRT4, KR4 |
| | | | | | 1 | | ----- 1038064 | KREE, KREU, KRE4, KRW |
| | 10 | L | 16594-883-010 | HOLDER, WIRE | 1 | | ----- | KRG, KRM, KRMB, KRMG, KRS, KRT, KRT4, KR4 |
| | | | | | 1 | | ----- 1037364 | KRAM |
| | | | | | 1 | | ----- 1038064 | KREE, KREU, KRE4, KRW |
| | 11 | L | 54717-ZG0-S00 | BOLT, CABLE ADJUSTING (6X34) . | 1 | | ----- | KRMB, KRT4, KR4 |
| | | | | | 1 | | ----- 1038064 | KREE, KREU, KRE4, KRW |
| | 14 | L | 90605-230-000 | CIRCLIP, 5MM | 1 | | ----- | KRG, KRM, KRMB, KRMG, KRS, KRT, KRT4, KR4 |
| | | | | | 1 | | ----- 1037364 | KRAM |
| | | | | | 1 | | ----- 1038064 | KREE, KREU, KRE4, KRW |
| | 15 | L | 91552-ZG0-810 | COLLAR, CONTROL LEVER | 1 | | ----- | KRG, KRM, KRMB, KRMG, KRS, KRT, KRT4, KR4 |

NOTE A:PART NO. CHANGE D:NEWLY PROVIDED E:PART NO.DELETION K:REQUIRED NO. CORRECTION L:APPLICATION SERIAL NO. CORRECTION
T:APPLICATION CORRECTION Z:REMARKS CHANGE

PARTS CATALOGUE NEWS

BOOKNo. : 13Z4E601

| Block No. | Ref. No. | Note | Part No. | Description | Reqd. QTY | | Serial No. | Parts catalogue code |
|-----------|----------|------|----------------|------------------------------|----------------|--|------------|---|
| | | | | | 6X 100 U | | | |
| | | | | | 1 | | 1037364 | KRAM |
| | | | | | 1 | | 1038064 | KREE, KREU, KRE4, KRW |
| | 16 | L | 92301-05020-0A | BOLT, RECESSED, 5X20 | 1 | | | KRG, KRM, KRMB, KRMG, KRS, KRT, KRT4, KR4 |
| | | | | | 1 | | 1037364 | KRAM |
| | | | | | 1 | | 1038064 | KREE, KREU, KRE4, KRW |
| | 17 | L | 93500-04006-0H | SCREW, PAN, 4X6 | 1 | | | KRG, KRM, KRMB, KRMG, KRS, KRT, KRT4, KR4 |
| | | | | | 1 | | 1037364 | KRAM |
| | | | | | 1 | | 1038064 | KREE, KREU, KRE4, KRW |
| | 18 | L | 94001-05000 | NUT, HEX., 5MM | 1 | | | KRG, KRM, KRMB, KRMG, KRS, KRT, KRT4, KR4 |
| | | | | | 1 | | 1037364 | KRAM |
| | | | | | 1 | | 1038064 | KREE, KREU, KRE4, KRW |
| | 19 | L | 94002-06000-0S | NUT, HEX., 6MM | 2 | | | KRMB, KRT4, KR4 |
| | | | | | 2 | | 1038064 | KREE, KREU, KRE4, KRW |
| | 20 | L | 94050-06000 | NUT, FLANGE, 6MM | 2 | | | KRG, KRM, KRMB, KRMG, KRS, KRT, KRT4, KR4 |
| | | | | | 2 | | 1037364 | KRAM |
| | | | | | 2 | | 1038064 | KREE, KREU, KRE4, KRW |
| | 22 | D | 16500-Z4E-S10 | CONTROL ASSY. | 1 | | 1037365 | KRAM |
| | 23 | D | 16500-Z4E-V10 | CONTROL ASSY. | 1 | | 1038065 | KREE, KREU, KRE4, KRW |
| | 24 | D | 16594-883-010 | HOLDER, WIRE | 1 | | 1037365 | KRAM |
| | | | | | 1 | | 1038065 | KREE, KREU, KRE4, KRW |
| | 25 | D | 54717-ZG0-S00 | BOLT, CABLE ADJUSTING (6X34) | 1 | | 1038065 | KREE, KREU, KRE4, KRW |
| | 26 | D | 90605-230-000 | CIRCLIP, 5MM | 1 | | 1037365 | KRAM |
| | | | | | 1 | | 1038065 | KREE, KREU, KRE4, KRW |
| | 27 | D | 92301-05020-0A | BOLT, RECESSED, 5X20 | 2 | | 1037365 | KRAM |

NOTE A:PART NO. CHANGE D:NEWLY PROVIDED E:PART NO.DELETION K:REQUIRED NO. CORRECTION L:APPLICATION SERIAL NO. CORRECTION
T:APPLICATION CORRECTION Z:REMARKS CHANGE

PARTS CATALOGUE NEWS

BOOKNo. : 13Z4E601

| Block No. | Ref. No. | Note | Part No. | Description | Reqd. QTY | Serial No. | Parts catalogue code |
|-----------|----------|------|----------------|-----------------------|----------------|---------------|-----------------------|
| | | | | | GX 100 U | | |
| | | | | | 2 | 1038065 ----- | KREE, KREU, KRE4, KRW |
| | 28 | D | 93500-04006-0H | SCREW, PAN, 4X6 | 1 | 1037365 ----- | KRAM |
| | | | | | 1 | 1038065 ----- | KREE, KREU, KRE4, KRW |
| | 29 | D | 94001-05000 | NUT, HEX., 5MM | 2 | 1037365 ----- | KRAM |
| | | | | | 2 | 1038065 ----- | KREE, KREU, KRE4, KRW |
| | 30 | D | 94002-06000-0S | NUT, HEX., 6MM | 2 | 1038065 ----- | KREE, KREU, KRE4, KRW |

NOTE A:PART NO. CHANGE D:NEWLY PROVIDED E:PART NO.DELETION K:REQUIRED NO. CORRECTION L:APPLICATION SERIAL NO. CORRECTION
T:APPLICATION CORRECTION Z:REMARKS CHANGE



PARTS CATALOGUE NEWS

Honda Motor Co., Ltd. Service Division

PARTS CATALOGUE - CORRECTED

Printed in Japan

| | | |
|----------------------|--------------|-------------|
| CODE NO. | BOOKLET TYPE | 13Z4E601 |
| | MICRO-FICHE | 13Z4E6EA/FA |
| PARTS CATALOGUE NEWS | GX100U | |
| NEWS NO. | 018 | |

| Block No. | Ref. No. | Note | Part No. | Description | Reqd. QTY | Serial No. | Parts catalogue code |
|-----------|----------|---------------|---------------|--------------------------|----------------|---|---|
| | | | | | GX 100 U | | |
| E-16-1 | 2 | | 18321-Z0D-V00 | PROTECTOR, MUFFLER | 1 | ----- 1038644 | KREE, KREU, KRE4, KRMB, KRT4, KR4 |
| | | | 18321-Z0D-V20 | | 1 | ----- 1038538 | KRAM, KRA2, KRB, KRBD, KRBF, KRBM, KRB4, KRDF, KRF2, KRG, KRGF, KRM KRMG, KRS, KRS2, KRT, KRW, KRW2, VEG |
| | A | 18321-Z0D-V01 | | 1 | 1038645 ----- | KREE, KREU, KRE4, KRMB, KRT4, KR4 | |
| | A | 18321-Z0D-V21 | | 1 | 1038539 ----- | KRAM, KRA2, KRB, KRBD, KRBF, KRBM, KRB4, KRDF, KRF2, KRG, KRGF, KRM KRMG, KRS, KRS2, KRT, KRW, KRW2, VEG | |

NOTE A:PART NO. CHANGE D:NEWLY PROVIDED E:PART NO.DELETION K:REQUIRED NO. CORRECTION L:APPLICATION SERIAL NO. CORRECTION
T:APPLICATION CORRECTION Z:REMARKS CHANGE



PARTS CATALOGUE NEWS

Honda Motor Co., Ltd. Service Division

PARTS CATALOGUE - CORRECTED

Printed in Japan

| | | |
|----------------------------|-----------------|-------------|
| CODE NO. | BOOKLET TYPE | 13Z4E601 |
| | MICRO- FICHE | 13Z4E6EA/FA |
| PARTS CATALOGUE NEWS | GX100U | |
| NEWS NO. | 019 | |

| Block No. | Ref. No. | Note | Part No. | Description | Reqd. QTY | | Serial No. | Parts catalogue code |
|-----------|----------|------|---------------|-------------------------|----------------|--|------------|---|
| | | | | | GX 100 U | | | |
| E-3 | 8 | L | 15571-ZM7-003 | VALVE, OIL OUTLET | 1 | | ----- | BE14, KRA2, KRF2, KRM, KRMB, KRS, KRS2, KRT4, KRW2, KR4, QAD, QA2, QA26, QBE, QE, QE14, QXB4, QXU2, SA2, SE, SE14, SE3, VA2, VEA, VEG, VE3, VE4, VSW4 |
| | | | | | 1 | | ----- | 1037364 KREE, KREU, KRE4, KRW |
| | | | | | 1 | | ----- | 1045304 KRT |
| | | T | 15571-Z0D-V71 | | 1 | | ----- | KRAM, KRB, KRBD, KRBF, KRBM, KRB4, KRDF, KRG, KRGF, KRMG |
| | | | | | 1 | | 1037365 | ----- KREE, KREU, KRE4, KRW |
| | | | | | 1 | | 1045305 | ----- KRT |

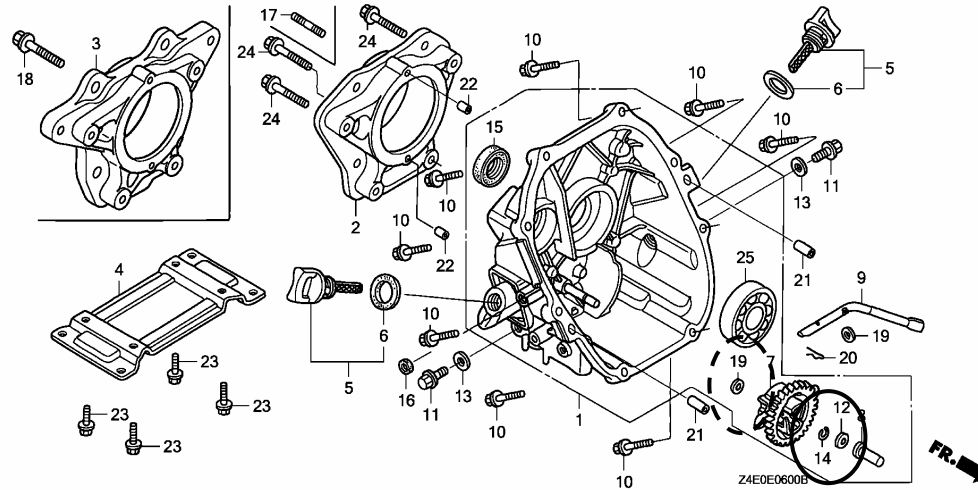
NOTE A:PART NO. CHANGE D:NEWLY PROVIDED E:PART NO. DELETION K:REQUIRED NO. CORRECTION L:APPLICATION SERIAL NO. CORRECTION
T:APPLICATION CORRECTION Z:REMARKS CHANGE

BOOKNo. : 13Z4E601

| Block No. | Ref. No. | Note | Part No. | Description | Reqd. QTY | | Serial No. | Parts catalogue code |
|-----------|----------|------|----------|-------------|-----------|---|------------|----------------------|
| | | | | | GX | U | | |

E-6 CRANKCASE COVER

ILLUSTRATION CORRECTED



| | | | | | | | | |
|--------|----|---|---------------|--------------------------------|---|---------|---------|---|
| E-14-2 | 31 | L | 16100-Z4E-R92 | CARBURETOR ASSY. (HDA 227) ... | 1 | ----- | ----- | KRT4 |
| | | | | | 1 | ----- | 1045304 | KRT |
| | | | | | 1 | 1002873 | ----- | KRF2 |
| | | | | | 1 | 1025214 | 1055285 | KRBF, KRBM, KRGF |
| | | T | 16100-Z4E-S13 | CARBURETOR ASSY. (HDA 234A) .. | 1 | 1037365 | 1055285 | KRAM, KREE, KREU, KRE4, KRG, KRW |
| | | | | | 1 | 1045305 | 1055285 | KRT |
| | | A | 16100-Z4E-S14 | CARBURETOR ASSY. (HDA 234B) .. | 1 | 1055286 | ----- | KRAM, KRBF, KRBM, KREE, KREU, KRE4, KRG, KRGF, KRT, KRW |
| | 34 | L | 16213-Z0D-V00 | INSULATOR B, CARBURETOR | 1 | ----- | ----- | KRF2, KRM, KRMB, KRMG, KRT4, KR4 |
| | | | | | 1 | ----- | 1025213 | KRBM |
| | | | | | 1 | ----- | 1037364 | KRAM, KREE, KREU, KRE4, KRG, KRW |
| | | | | | 1 | ----- | 1045304 | KRT |
| | | T | 16213-Z4E-S10 | | 1 | ----- | ----- | KRBF, KRDF, KRGF |

NOTE A:PART NO. CHANGE D:NEWLY PROVIDED E:PART NO. DELETION K:REQUIRED NO. CORRECTION L:APPLICATION SERIAL NO. CORRECTION
T:APPLICATION CORRECTION Z:REMARKS CHANGE

PARTS CATALOGUE NEWS

BOOKNo. : 13Z4E601

| Block No. | Ref. No. | Note | Part No. | Description | Reqd. QTY | Serial No. | Parts catalogue code |
|-----------|----------|------|----------------|---|----------------|---------------|----------------------------------|
| | | | | | GX 100 U | | |
| | | | | | 1 | 1025214 ----- | KRBM |
| | | | | | 1 | 1037365 ----- | KRAM, KREE, KREU, KRE4, KRG, KRW |
| | | | | | 1 | 1045305 ----- | KRT |
| | 39 | | 95001-45120-50 | HOSE, FUEL, 4. 5X120 (95001-45001-50M) | 1 | ----- | KRM |
| | | | | | 1 | ----- 1045304 | KRT |
| | A | | 95001-45090-50 | TUBE, FUEL, 4. 5X90 (95001-45001-50M) | 1 | 1045305 ----- | KRT |
| E-17 | 1 | L | 16910-GB2-005 | STRAINER COMP. , FUEL | 1 | ----- | KRB, KRBD, KRB4, KRM, KRS |
| | | | | | 1 | ----- 1025213 | KRBM |
| | | | | | 1 | ----- 1045304 | KRT |
| | | T | 16910-Z4E-S21 | | 1 | ----- | KRDF |
| | | | | | 1 | 1025214 ----- | KRBM |
| | | | | | 1 | 1045305 ----- | KRT |
| | 19 | | 95001-45310-50 | HOSE, FUEL, 4. 5X310 (95001-45001-50M) | 1 | ----- | KRM, KRS |
| | | | | | 1 | ----- 1045304 | KRT |
| | A | | 95001-45200-50 | HOSE, FUEL, 4. 5X200 (95001-45001-50M) | 1 | 1045305 ----- | KRT |
| E-22-2 | 2 | L | 16500-Z0D-V80 | CONTROL ASSY. | 1 | ----- | KRM, KRS |
| | | | | | 1 | ----- 1045304 | KRT |
| | 6 | L | 16562-Z0D-V00 | SPRING, THROTTLE RETURN | 1 | ----- | KRG, KRM, KRMB, KRMG, KRT4, KR4 |
| | | | | | 1 | ----- 1037364 | KRAM |
| | | | | | 1 | ----- 1038064 | KREE, KREU, KRE4, KRW |
| | | | | | 1 | ----- 1045304 | KRT |
| | | T | 16562-Z4E-S10 | | 1 | 1037365 ----- | KRAM |

NOTE A:PART NO. CHANGE D:NEWLY PROVIDED E:PART NO.DELETION K:REQUIRED NO. CORRECTION L:APPLICATION SERIAL NO. CORRECTION
T:APPLICATION CORRECTION Z:REMARKS CHANGE

PARTS CATALOGUE NEWS

BOOKNo. : 13Z4E601

| Block No. | Ref. No. | Note | Part No. | Description | Reqd. QTY | | Serial No. | Parts catalogue code |
|-----------|----------|------|----------------|-----------------------------------|-----------|-----|------------|--------------------------------------|
| | | | | | GX | 100 | | |
| | | | | | 1 | | 1038065 | KREE, KREU, KRE4, KRW |
| | | | | | 1 | | 1045305 | KRT |
| | 7 | L | 16571-ZG0-810 | LEVER, CONTROL (REMOTE) | 1 | | | KRG, KRM, KRMB, KRMG, KRS, KRT4, KR4 |
| | | | | | 1 | | 1037364 | KRAM |
| | | | | | 1 | | 1038064 | KREE, KREU, KRE4, KRW |
| | | | | | 1 | | 1045304 | KRT |
| | 8 | L | 16581-Z0D-V80 | BASE, CONTROL | 1 | | | KRM, KRS |
| | | | | | 1 | | 1045304 | KRT |
| | 9 | L | 16592-896-610 | SPRING, RETURN | 1 | | | KRM, KRMB, KRS, KRT4, KR4 |
| | | | | | 1 | | 1038064 | KREE, KREU, KRE4, KRW |
| | | | | | 1 | | 1045304 | KRT |
| | 10 | L | 16594-883-010 | HOLDER, WIRE | 1 | | | KRG, KRM, KRMB, KRMG, KRS, KRT4, KR4 |
| | | | | | 1 | | 1037364 | KRAM |
| | | | | | 1 | | 1038064 | KREE, KREU, KRE4, KRW |
| | | | | | 1 | | 1045304 | KRT |
| | 14 | L | 90605-230-000 | CIRCLIP, 5MM | 1 | | | KRG, KRM, KRMB, KRMG, KRS, KRT4, KR4 |
| | | | | | 1 | | 1037364 | KRAM |
| | | | | | 1 | | 1038064 | KREE, KREU, KRE4, KRW |
| | | | | | 1 | | 1045304 | KRT |
| | 15 | L | 91552-ZG0-810 | COLLAR, CONTROL LEVER | 1 | | | KRG, KRM, KRMB, KRMG, KRS, KRT4, KR4 |
| | | | | | 1 | | 1037364 | KRAM |
| | | | | | 1 | | 1038064 | KREE, KREU, KRE4, KRW |
| | | | | | 1 | | 1045304 | KRT |
| | 16 | L | 92301-05020-0A | BOLT, RECESSED, 5X20 | 1 | | | KRG, KRM, KRMB, KRMG, KRS, KRT4, KR4 |

NOTE A:PART NO. CHANGE D:NEWLY PROVIDED E:PART NO.DELETION K:REQUIRED NO. CORRECTION L:APPLICATION SERIAL NO. CORRECTION
T:APPLICATION CORRECTION Z:REMARKS CHANGE

PARTS CATALOGUE NEWS

BOOKNo. : 13Z4E601

| Block No. | Ref. No. | Note | Part No. | Description | Reqd. QTY | | Serial No. | Parts catalogue code |
|-----------|----------|------|----------------|--------------------------------|----------------|--|------------|--------------------------------------|
| | | | | | 6X 100 U | | | |
| | | | | | 1 | | 1037364 | KRAM |
| | | | | | 1 | | 1038064 | KREE, KREU, KRE4, KRW |
| | | | | | 1 | | 1045304 | KRT |
| | 17 | L | 93500-04006-0H | SCREW, PAN, 4X6 | 1 | | | KRG, KRM, KRMB, KRMG, KRS, KRT4, KR4 |
| | | | | | 1 | | 1037364 | KRAM |
| | | | | | 1 | | 1038064 | KREE, KREU, KRE4, KRW |
| | | | | | 1 | | 1045304 | KRT |
| | 18 | L | 94001-05000 | NUT, HEX., 5MM | 1 | | | KRG, KRM, KRMB, KRMG, KRS, KRT4, KR4 |
| | | | | | 1 | | 1037364 | KRAM |
| | | | | | 1 | | 1038064 | KREE, KREU, KRE4, KRW |
| | | | | | 1 | | 1045304 | KRT |
| | 20 | L | 94050-06000 | NUT, FLANGE, 6MM | 2 | | | KRG, KRM, KRMB, KRMG, KRS, KRT4, KR4 |
| | | | | | 2 | | 1037364 | KRAM |
| | | | | | 2 | | 1038064 | KREE, KREU, KRE4, KRW |
| | | | | | 2 | | 1045304 | KRT |
| | 23 | T | 16500-Z4E-V10 | CONTROL ASSY. | 1 | | 1038065 | KREE, KREU, KRE4, KRW |
| | | | | | 1 | | 1045305 | KRT |
| | 24 | T | 16594-883-010 | HOLDER, WIRE | 1 | | 1037365 | KRAM |
| | | | | | 1 | | 1038065 | KREE, KREU, KRE4, KRW |
| | | | | | 1 | | 1045305 | KRT |
| | 25 | T | 54717-ZG0-S00 | BOLT, CABLE ADJUSTING (6X34) . | 1 | | 1038065 | KREE, KREU, KRE4, KRW |
| | | | | | 1 | | 1045305 | KRT |
| | 26 | T | 90605-230-000 | CIRCLIP, 5MM | 1 | | 1037365 | KRAM |
| | | | | | 1 | | 1038065 | KREE, KREU, KRE4, KRW |

NOTE A:PART NO. CHANGE D:NEWLY PROVIDED E:PART NO.DELETION K:REQUIRED NO. CORRECTION L:APPLICATION SERIAL NO. CORRECTION
T:APPLICATION CORRECTION Z:REMARKS CHANGE

PARTS CATALOGUE NEWS

BOOKNo. : 13Z4E601

| Block No. | Ref. No. | Note | Part No. | Description | Reqd. QTY | Serial No. | Parts catalogue code |
|-----------|----------|------|----------------|----------------------------|----------------|---------------|-----------------------|
| | | | | | GX 100 U | | |
| | | | | | 1 | 1045305 ----- | KRT |
| | 27 | T | 92301-05020-0A | BOLT, RECESSED, 5X20 | 2 | 1037365 ----- | KRAM |
| | | | | | 2 | 1038065 ----- | KREE, KREU, KRE4, KRW |
| | | | | | 2 | 1045305 ----- | KRT |
| | 28 | T | 93500-04006-0H | SCREW, PAN, 4X6 | 1 | 1037365 ----- | KRAM |
| | | | | | 1 | 1038065 ----- | KREE, KREU, KRE4, KRW |
| | | | | | 1 | 1045305 ----- | KRT |
| | 29 | T | 94001-05000 | NUT, HEX., 5MM | 2 | 1037365 ----- | KRAM |
| | | | | | 2 | 1038065 ----- | KREE, KREU, KRE4, KRW |
| | | | | | 2 | 1045305 ----- | KRT |
| | 30 | T | 94002-06000-0S | NUT, HEX., 6MM | 2 | 1038065 ----- | KREE, KREU, KRE4, KRW |
| | | | | | 2 | 1045305 ----- | KRT |

NOTE A:PART NO. CHANGE D:NEWLY PROVIDED E:PART NO.DELETION K:REQUIRED NO. CORRECTION L:APPLICATION SERIAL NO. CORRECTION
T:APPLICATION CORRECTION Z:REMARKS CHANGE



PARTS CATALOGUE NEWS

Honda Motor Co., Ltd. Service Division

PARTS CATALOGUE - CORRECTED

Printed in Japan

| | | |
|----------------------|--------------|-------------|
| CODE NO. | BOOKLET TYPE | 13Z4E601 |
| | MICRO-FICHE | 13Z4E6EA/FA |
| PARTS CATALOGUE NEWS | | GX100U |
| NEWS NO. | 020 | |

| Block No. | Ref. No. | Note | Part No. | Description | Reqd. QTY | Serial No. | | Parts catalogue code |
|-----------|----------|------|-----------------|--|----------------|------------|---------|---|
| | | | | | GX 100 U | | | |
| E-6 | 1 | | 11300-Z0D-Q00 | COVER ASSY., CRANKCASE | 1 | ----- | ----- | KRAM, KRG, KRMG |
| | | | | | 1 | ----- | 1053174 | KREU |
| | | | | | 1 | ----- | 1053175 | KREU |
| E-11-1 | 1 | T | 28400-Z0D-V03ZC | STARTER ASSY., RECOIL *R280*..... POWER RED | 1 | ----- | ----- | KRDF, KRGF |
| | | | | | 1 | ----- | 1019283 | BE14, KRAM, KRA2, KRB, KRB4, KREE, KREU, KRE4, KRG, KRM, KRMB, KRS KRS2, KRT, KRT4, KRW, KR4, SE3, VE3 |
| | | | | | 1 | ----- | ----- | BE14, KRAM, KRA2, KRB, KRB4, KRDF, KREE, KREU, KRE4, KRG, KRGF, KRM KRMB, KRS, KRS2, KRT, KRT4, KRW, KR4, SE3, VE3 |
| E-12 | 1 | D | 19610-Z4E-S11ZB | COVER COMP., FAN *R280*..... POWER RED | 1 | ----- | ----- | KRGF |
| | | | | | 1 | ----- | ----- | KRGF |
| E-14-2 | 48 | | 17702-Z4E-S20 | TUBE, FUEL RETURN | 1 | ----- | 1047527 | KRDF |
| | | | | | 1 | ----- | 1047528 | KRDF |
| | | A | 17702-Z4E-S21 | | 1 | ----- | ----- | KRDF |

NOTE A:PART NO. CHANGE D:NEWLY PROVIDED E:PART NO. DELETION K:REQUIRED NO. CORRECTION L:APPLICATION SERIAL NO. CORRECTION
T:APPLICATION CORRECTION Z:REMARKS CHANGE



PARTS CATALOGUE NEWS

Honda Motor Co., Ltd. Service Division

Printed in Japan

December 17, 2006

| | | |
|----------------------------|-----------------|-------------|
| CODE NO. | BOOKLET TYPE | 13Z4E601 |
| | MICRO- FICHE | 13Z4E6EA/FA |
| PARTS CATALOGUE NEWS | GX100U | |
| NEWS NO. | 021 | |

GX100U-KRSB TYPE sales information

NOTE: This Parts Catalogue News explains only the parts of the different model that are produced to conform to addition of the GX100U-KRSB type.

As for the parts not listed on this Parts Catalogue News, use the parts of the GX100U- KRMB type.

• Models, parts catalogue codes and applicable serial numbers

| Model | Type | | Parts catalogue type | Applicable engine serial No. | Applicable carburetor identification No. |
|--------|------|-----------------|----------------------|------------------------------|--|
| GX100U | KRMB | Base type | KRMB | GCAGK-1000001~ | HDA 201C/D |
| | KRSB | Additional type | KRSB | | HDA 201D |

| • Features of each type | | Base type | Additional type |
|-------------------------|--------------------|-----------|-----------------|
| Specifications | Model | GX100U | |
| | Type | KRMB | KRSB |
| Crankshaft | 15mm ø Straight | | |
| | 15.8mm ø Straight | | |
| | 17mm ø Straight | | |
| | M8 Tapered | | |
| | M12 Stepped thread | ● | ● |
| Oil alert | | | |
| Fuel tank | | | |

PARTS CATALOGUE NEWS

BOOKNo. : 13Z4E601

| Block No. | Ref. No. | Part No. | Description | Reqd. QTY | Base Part No. | Parts catalogue code |
|-----------|----------|----------------|--|----------------|---------------|----------------------|
| | | | | GX 100 U | | |
| E-3 | 1 | 12000-Z0D-405 | BARREL ASSY., CYLINDER | 1 | 12000-Z0D-V00 | |
| E-12 | 2 | | SWITCH ASSY., ENGINE STOP | 0 | 35120-Z0D-V81 | |
| | 3 | 81329-567-020 | GROMMET, DRAIN HOLE | 1 | | |
| E-15 | 2 | | FILTER, OUTER | 0 | 17218-Z0D-000 | |
| | 6 | 17231-Z0D-V61 | COVER, AIR CLEANER | 1 | 17231-Z0D-000 | |
| E-17 | 1 | 16910-ZE8-015 | STRAINER COMP., FUEL | 1 | | |
| | 19 | 95001-45100-50 | HOSE, FUEL, 4.5X100 (95001-45001-50M) | 1 | | |
| | 23 | 95002-40850-08 | CLAMP, TUBE (D8.5) | 1 | | |
| E-28 | 1 | 87521-Z0D-V02 | EMBLEM (RAMMER) | 1 | 87521-Z0D-V01 | |
| | 5 | 87601-Z4E-S50 | MARK, TYPE (KRSB) | 1 | 87601-Z0D-R80 | |
| | 6 | 89216-130-690 | WRENCH, SPARK PLUG | 1 | | |
| E-40 | 8 | 17231-Z0D-V61 | COVER, AIR CLEANER | 1 | | |
| | 20 | 90011-Z0D-000 | BOLT, AIR CLEANER COVER | 2 | | |
| | 25 | 90741-Z0D-V50 | KEY, WOODRUFF, 13X12 | 1 | | |
| | 28 | 94050-12000 | NUT, FLANGE, 12MM | 1 | | |



PARTS CATALOGUE NEWS

Honda Motor Co., Ltd. Service Division

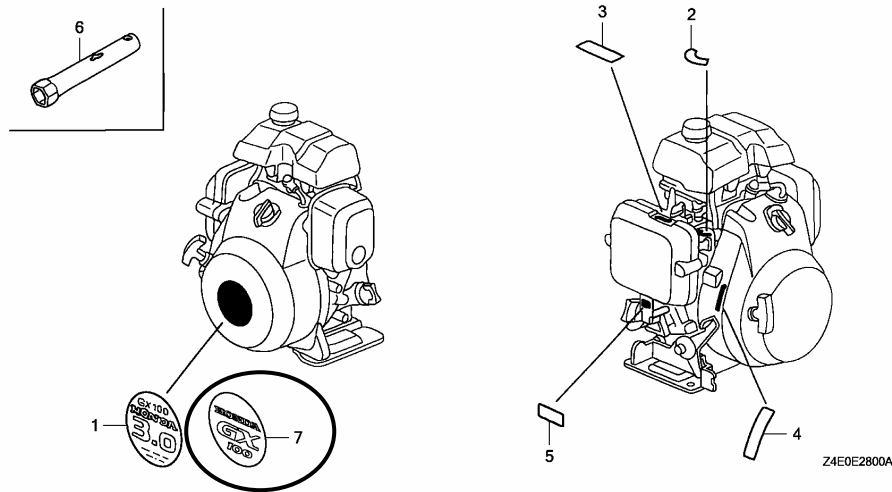
PARTS CATALOGUE - CORRECTED

Printed in Japan

| | | |
|----------------------|--------------|-------------|
| CODE NO. | BOOKLET TYPE | 13Z4E601 |
| | MICRO-FICHE | 13Z4E6EA/FA |
| PARTS CATALOGUE NEWS | GX100U | |
| NEWS NO. | 022 | |

| Block No. | Ref. No. | Note | Part No. | Description | Reqd. QTY GX 100 U | Serial No. | Parts catalogue code |
|-----------|----------|------|----------|-------------|-----------------------------|------------|----------------------|
|-----------|----------|------|----------|-------------|-----------------------------|------------|----------------------|

E-28 LABEL/TOOL



E-28 1 E 87521-Z0D-V02 *PARTS NO. DELETION

NOTE A:PART NO. CHANGE D:NEWLY PROVIDED E:PART NO.DELETION K:REQUIRED NO. CORRECTION L:APPLICATION SERIAL NO. CORRECTION
T:APPLICATION CORRECTION Z:REMARKS CHANGE

PARTS CATALOGUE NEWS

BOOKNo. : 13Z4E601

| Block No. | Ref. No. | Note | Part No. | Description | Reqd. QTY | Serial No. | Parts catalogue code |
|-----------|----------|------|---------------|------------------------------|----------------|------------|----------------------|
| | | | | | GX 100 U | | |
| | 7 | D | 87521-ZOD-V02 | EMBLEM (RAMMA) (GX100) | 1 | ----- | KRSB |

NOTE A:PART NO. CHANGE D:NEWLY PROVIDED E:PART NO.DELETION K:REQUIRED NO. CORRECTION L:APPLICATION SERIAL NO. CORRECTION
T:APPLICATION CORRECTION Z:REMARKS CHANGE



PARTS CATALOGUE NEWS

Honda Motor Co., Ltd. Service Division

PARTS CATALOGUE - CORRECTED

Printed in Japan

| | | |
|----------------------|--------------|-------------|
| CODE NO. | BOOKLET TYPE | 13Z4E601 |
| | MICRO-FICHE | 13Z4E6EA/FA |
| PARTS CATALOGUE NEWS | GX100U | |
| NEWS NO. | 023 | |

| Block No. | Ref. No. | Note | Part No. | Description | Reqd. QTY GX 100 U | Serial No. | Parts catalogue code |
|-----------|----------|------|----------------|--|-----------------------------|------------|--|
| E-14-2 | 39 | T | 95001-45400-50 | HOSE, FUEL, 4.5X400 (95001-45001-50M) | 1 | ----- | KREE, KREU, KRE4, KRF2, KRMB, KRT4, KRW, KR4 |
| | 40 | T | 95002-40850-08 | CLAMP, TUBE (Ø8.5) | 2 | ----- | KRBF, KRBM, KRDF, KREE, KREU, KRE4, KRF2, KRM, KRMB, KRT, KRT4, KRW KR4 |

NOTE A:PART NO. CHANGE D:NEWLY PROVIDED E:PART NO.DELETION K:REQUIRED NO. CORRECTION L:APPLICATION SERIAL NO. CORRECTION
T:APPLICATION CORRECTION Z:REMARKS CHANGE



PARTS CATALOGUE NEWS

Honda Motor Co., Ltd. Service Division

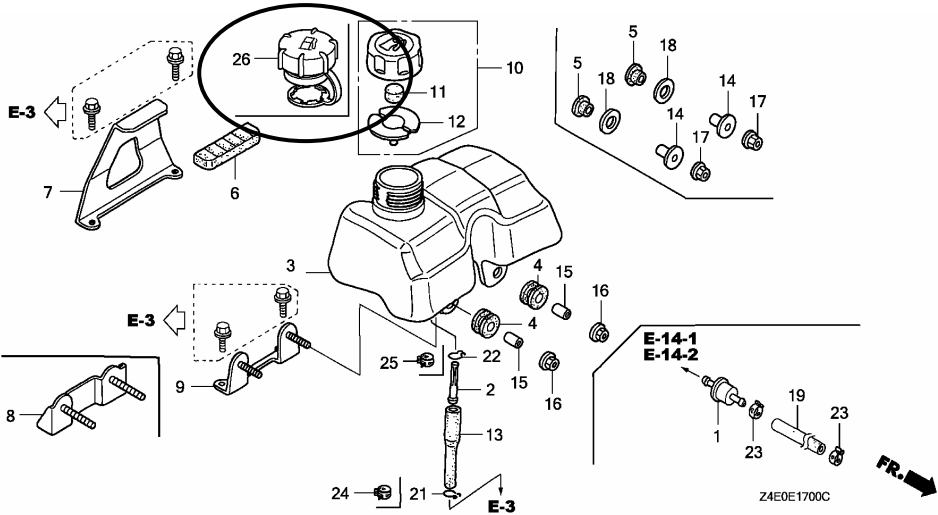
PARTS CATALOGUE - CORRECTED

Printed in Japan

| | | |
|----------------------|--------------|-------------|
| CODE NO. | BOOKLET TYPE | 13Z4E601 |
| | MICRO-FICHE | 13Z4E6EA/FA |
| PARTS CATALOGUE NEWS | GX100U | |
| NEWS NO. | 024 | |

| Block No. | Ref. No. | Note | Part No. | Description | Reqd. QTY GX 100 U | Serial No. | Parts catalogue code |
|-----------|----------|------|----------|-------------|-----------------------------|------------|----------------------|
|-----------|----------|------|----------|-------------|-----------------------------|------------|----------------------|

E-17 FUEL TANK



NOTE A:PART NO. CHANGE D:NEWLY PROVIDED E:PART NO.DELETION K:REQUIRED NO. CORRECTION L:APPLICATION SERIAL NO. CORRECTION
T:APPLICATION CORRECTION Z:REMARKS CHANGE

PARTS CATALOGUE NEWS

BOOKNo. : 13Z4E601

| Block No. | Ref. No. | Note | Part No. | Description | Reqd. QTY | | Serial No. | Parts catalogue code |
|-----------|----------|------|---------------|----------------------------------|----------------|--|---------------|---|
| | | | | | GX 100 U | | | |
| E-17 | 3 | L | 17511-ZM7-010 | TANK, FUEL | 1 | | ----- 1066448 | BE14, QAD, QA2, QA26, QBE, QE, QE14, QXB4, QXU2, SA2, SE, SE14, SE3 VA2, VEA, VEG, VE3, VE4 |
| | | D | 17511-Z4C-000 | TANK, FUEL | 1 | | 1066449 ----- | BE14, QAD, QA2, QA26, QBE, QE, QE14, QXB4, QXU2, SA2, SE, SE14, SE3 VA2, VEA, VEG, VE3, VE4 |
| | 10 | L | 17620-ZL8-013 | CAP ASSY., FUEL TANK | 1 | | ----- 1066448 | BE14, QAD, QA2, QA26, QBE, QE, QE14, QXB4, QXU2, SA2, SE, SE14, SE3 VA2, VEA, VEG, VE3, VE4, VSW4 |
| | 11 | L | 17622-ZL8-003 | SPONGE, FUEL CAP BREATHER | 1 | | ----- 1066448 | BE14, QAD, QA2, QA26, QBE, QE, QE14, QXB4, QXU2, SA2, SE, SE14, SE3 VA2, VEA, VEG, VE3, VE4, VSW4 |
| | 12 | L | 17624-ZL8-003 | PACKING, FUEL CAP | 1 | | ----- 1066448 | BE14, QAD, QA2, QA26, QBE, QE, QE14, QXB4, QXU2, SA2, SE, SE14, SE3 VA2, VEA, VEG, VE3, VE4, VSW4 |
| | 26 | D | 17620-Z0J-800 | CAP ASSY., FUEL TANK | 1 | | 1066449 ----- | BE14, QAD, QA2, QA26, QBE, QE, QE14, QXB4, QXU2, SA2, SE, SE14, SE3 VA2, VEA, VEG, VE3, VE4, VSW4 |
| E-28 | 1 | L | 87521-Z0D-V01 | EMBLEM (RAMMA) (GX100 3.0) | 1 | | ----- 1066473 | BE14, KRAM, KRA2, KRB, KRBD, KRBF, KRBM, KRB4, KRDF, KREE, KREU KRE4, KRF2, KRG, KRGF, KRM, KRMB, KRMG, KRS, KRS2, KRT, KRT4, KRW KRW2, KR4, SE3, VEA, VEG, VE3 |
| | | T | 87521-Z0D-V02 | EMBLEM (RAMMA) (GX100) | 1 | | ----- ----- | KRSB |
| | | | | | 1 | | 1066474 ----- | BE14, KRAM, KRA2, KRB, KRBD, KRBF, KRBM, KRB4, KRDF, KREE, KREU KRE4, KRF2, KRG, KRGF, KRM, KRMB, KRMG, KRS, KRS2, KRT, KRT4, KRW KRW2, KR4, SE3, VEA, VEG, VE3 |

NOTE A:PART NO. CHANGE D:NEWLY PROVIDED E:PART NO. DELETION K:REQUIRED NO. CORRECTION L:APPLICATION SERIAL NO. CORRECTION
T:APPLICATION CORRECTION Z:REMARKS CHANGE



PARTS CATALOGUE NEWS

Honda Motor Co., Ltd. Service Division

PARTS CATALOGUE - CORRECTED

Printed in Japan

| | | |
|----------------------|--------------|-------------|
| CODE NO. | BOOKLET TYPE | 13Z4E601 |
| | MICRO-FICHE | 13Z4E6EA/FA |
| PARTS CATALOGUE NEWS | GX100U | |
| NEWS NO. | 025 | |

| Block No. | Ref. No. | Note | Part No. | Description | Reqd. QTY | Serial No. | Parts catalogue code |
|-----------|----------|----------------|-----------------|--|----------------|----------------------------------|--|
| | | | | | GX 100 U | | |
| E-14-2 | 39 | D | 95001-45100-50 | HOSE, FUEL, 4.5X100 (95001-45001-50M) | 1 | ----- | KRSB |
| | 40 | T | 95002-40850-08 | CLAMP, TUBE (D8.5) | 2 | ----- | KRBF, KRBM, KRDF, KREE, KREU, KRE4, KRF2, KRM, KRMB, KRSB, KRT, KRT4 KRW, KR4 |
| | 41 | T | 99101-Z0D-0500 | JET (#50) | (1) | ----- | KRM, KRMB, KRMG, KRSB, KR4 |
| | | | | (CARBURETOR NO.) | (1) | HDA201D | KRF2 |
| | T | 99101-Z0D-0520 | JET (#52) | (1) | ----- | KRM, KRMB, KRMG, KRSB, KRT4, KR4 | |
| E-17 | 19 | E | 95001-45100-50 | *PARTS NO. DELETION | | | |
| | 23 | T | 95002-40850-08 | CLAMP, TUBE (D8.5) | 1 | ----- | KRBM, KRM, KRS, KRT |
| | | | | | 2 | ----- | KRB, KRBD, KRB4, KRDF |

NOTE A:PART NO. CHANGE D:NEWLY PROVIDED E:PART NO. DELETION K:REQUIRED NO. CORRECTION L:APPLICATION SERIAL NO. CORRECTION
T:APPLICATION CORRECTION Z:REMARKS CHANGE



PARTS CATALOGUE NEWS

Honda Motor Co., Ltd. Service Division

PARTS CATALOGUE - CORRECTED

Printed in Japan

| | | |
|----------------------|--------------|-------------|
| CODE NO. | BOOKLET TYPE | 13Z4E601 |
| | MICRO-FICHE | 13Z4E6EA/FA |
| PARTS CATALOGUE NEWS | GX100U | |
| NEWS NO. | 026 | |

| Block No. | Ref. No. | Note | Part No. | Description | Reqd. QTY | Serial No. | Parts catalogue code |
|-----------|----------|------|---------------|------------------------------|-----------|--------------------|----------------------|
| E-14 | 9 | Z | 16100-Z4E-U01 | CARBURETOR ASSY. (BF31J A/B) | 1 | 1012396 ----- VSW4 | |

PARTS NAME CORRECTED

NOTE A:PART NO. CHANGE D:NEWLY PROVIDED E:PART NO.DELETION K:REQUIRED NO. CORRECTION L:APPLICATION SERIAL NO. CORRECTION
T:APPLICATION CORRECTION Z:REMARKS CHANGE

April 23, 2007



PARTS CATALOGUE NEWS

Honda Motor Co., Ltd. Service Division

Printed in Japan

| | | |
|----------------------------|-----------------|-------------|
| CODE NO. | BOOKLET TYPE | 13Z4E601 |
| | MICRO- FICHE | 13Z4E6EA/FA |
| PARTS CATALOGUE NEWS | GX100U | |
| NEWS NO. | 027 | |

GX100U-KRBX TYPE sales information

NOTE: This Parts Catalogue News explains only the parts of the different model that are produced to conform to addition of the GX100U-KRBX type.

As for the parts not listed on this Parts Catalogue News, use the parts of the GX100U-KRBF type.

• **Models, parts catalogue codes and applicable serial numbers**

| Model | Type | | Parts catalogue type | Applicable engine serial No. | Applicable carburetor identification No. |
|--------|------|-----------------|----------------------|------------------------------|--|
| GX100U | KRBF | Base type | KRBF | GCAGK-1000001~ | HDA 234/A/B |
| | KRBX | Additional type | KRBX | | HDA 234B |

• **Features of each type**

| | | Base type | Additional type |
|----------------|--------------------|-----------|-----------------|
| Specifications | Model | GX100U | |
| | Type | KRBF | KRBX |
| Crankshaft | 15mm ø Straight | | |
| | 15.8mm ø Straight | | |
| | 17mm ø Straight | | |
| | M8 Tapered | ● | ● |
| | M12 Stepped thread | | |
| Oil alert | | | ● |
| Fuel tank | | | |

PARTS CATALOGUE NEWS

BOOKNo. : 13Z4E601

| Block No. | Ref. No. | Part No. | Description | Reqd. QTY | Base Part No. | Parts catalogue code |
|-----------|----------|-----------------|--|----------------|-----------------|----------------------|
| | | | | GX 100 U | | |
| E-3 | 1 | 12000-Z0D-405 | BARREL ASSY., CYLINDER | 1 | 12000-Z0D-V00 | |
| E-6 | 1 | 11300-Z4E-305 | COVER ASSY., CRANKCASE | 1 | 11300-Z0D-409 | |
| | 5 | 15600-ZM3-003 | CAP ASSY., OIL FILLER | 1 | 15600-ZM7-003 | |
| E-12 | 1 | 19610-Z4E-V60ZA | COVER COMP., FAN *NH1*..... BLACK | 1 | 19610-Z0D-V00ZB | |
| | 3 | | GROMMET, DRAIN HOLE | 0 | 81329-567-020 | |
| E-14-2 | 18 | 16049-Z4E-S12 | SCREW, IDLE ADJUSTING | 1 | 16049-Z4E-S12 | |
| | 39 | 95001-45330-50 | TUBE, FUEL, 4.5X330 (95001-45001-50M) | 1 | 95001-45430-50 | |
| E-17 | 1 | 16910-Z4E-S21 | STRAINER COMP., FUEL | 1 | | |
| | 19 | 95001-45080-50 | TUBE, FUEL, 4.5X80 (95001-45001-50M) | 1 | | |
| | 23 | 95002-40850-08 | CLAMP, TUBE (D8.5) | 1 | | |
| E-19 | 7 | | CLIP, HIGH TENSION CORD (8MM) | 0 | 30701-883-000 | |
| | 9 | | CORD, STOP SWITCH | 0 | 32195-Z0D-000 | |
| E-19-10 | 2 | 32195-Z4E-S10 | CORD, STOP SWITCH | 1 | | |
| | 4 | 35480-Z4E-S11 | SWITCH ASSY., OIL LEVEL | 1 | | |
| | 5 | 90014-952-000 | BOLT, FLANGE, 6X14 (CT200) | 4 | | |
| | 7 | 90682-959-661 | CLIP B, CABLE | 1 | | |
| | 8 | 90681-959-003 | CLIP A, CABLE (NIFCO) | 2 | | |
| | 9 | 91302-ZL8-003 | O-RING, 11.8X2.4 | 1 | | |
| | 11 | 32112-Z4E-S11 | BRACKET, OIL ALERT UNIT | 1 | | |
| | 12 | 34150-Z4E-S11 | ALERT UNIT, OIL (START) | 1 | | |
| | 13 | 36103-ZE1-000 | HOLDER, STOP SWITCH CORD | 1 | | |
| | 14 | 90002-MC7-000 | BOLT, FLANGE, 5X8 | 2 | | |
| | 15 | 90683-SA0-003 | CLIP, WIRE HARNESS, 25MM | 2 | | |

PARTS CATALOGUE NEWS

BOOKNo. : 13Z4E601

| Block No. | Ref. No. | Part No. | Description | Reqd. QTY GX 100 U | Base Part No. | Parts catalogue code |
|-----------|----------|----------------|------------------------------|-----------------------------|---------------|----------------------|
| E-28 | 3 | | MARK, CHOKE INDICATION | 0 | 87528-Z0D-000 | |
| | 5 | 87601-Z4E-V60 | MARK, TYPE (KRBX) | 1 | 87601-Z4E-S30 | |
| E-40 | 32 | 95002-40850-08 | CLAMP, TUBE (D8.5) | 1 | | |



PARTS CATALOGUE NEWS

Honda Motor Co., Ltd. Service Division

PARTS CATALOGUE - CORRECTED

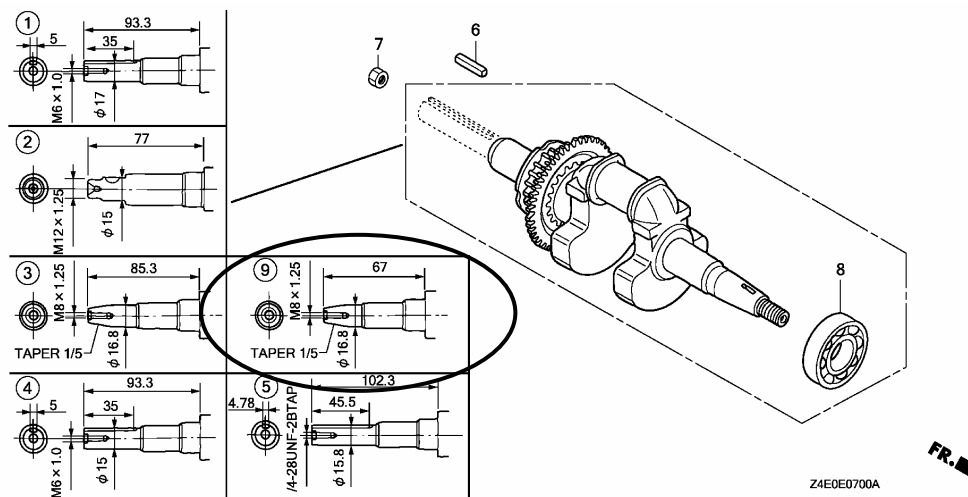
Printed in Japan

| | | |
|----------------------|--------------|-------------|
| CODE NO. | BOOKLET TYPE | 13Z4E601 |
| | MICRO-FICHE | 13Z4E6EA/FA |
| PARTS CATALOGUE NEWS | GX100U | |
| NEWS NO. | 028 | |

| Block No. | Ref. No. | Note | Part No. | Description | Reqd. QTY GX 100 U | Serial No. | Parts catalogue code |
|-----------|----------|------|----------|-------------|-----------------------------|------------|----------------------|
|-----------|----------|------|----------|-------------|-----------------------------|------------|----------------------|

E-7 CRANKSHAFT

| Ref. No. | (Relative ref. Number) | Description | FRT |
|----------|------------------------|------------------|-----|
| 1 | (2, 3, 4, 5, 9) | CRANKSHAFT | 1.3 |
| 1101F0 | | | |



E-7 3 E 13310-Z0D-V70 *PARTS NO. DELETION

NOTE A:PART NO. CHANGE D:NEWLY PROVIDED E:PART NO.DELETION K:REQUIRED NO. CORRECTION L:APPLICATION SERIAL NO. CORRECTION
T:APPLICATION CORRECTION Z:REMARKS CHANGE

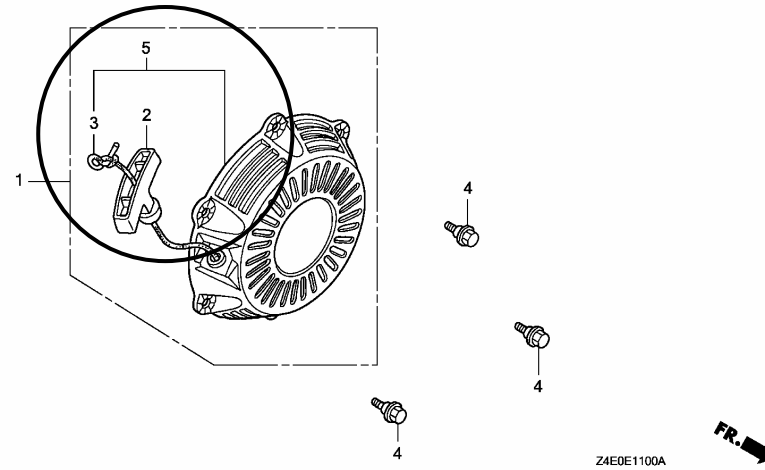
PARTS CATALOGUE NEWS

BOOKNo. : 13Z4E601

| Block No. | Ref. No. | Note | Part No. | Description | Reqd. QTY | | Serial No. | Parts catalogue code |
|-----------|----------|------|---------------|-----------------------|----------------|--|------------|---|
| | | | | | GX 100 U | | | |
| | 9 | D | 13310-Z0D-V70 | CRANKSHAFT COMP. | 1 | | ----- | KRAM, KRBF, KRBX, KRG, KRGF, KRMG, KRW, VEG |

E-11 RECOIL STARTER (STANDARD)

| Ref. No. | (Relative ref. Number) | Description | FRT |
|----------|------------------------|------------------------------|-----|
| 1 | (5) | 1121B9 STARTER, RECOIL | 0.1 |



| | | | | | | | | |
|------|---|---|-----------------|--|---|--|-------|------|
| E-11 | 1 | E | 28400-Z0D-U01ZA | *PARTS NO. DELETION | | | | |
| | 5 | D | 28400-Z0D-U01ZA | STARTER ASSY., RECOIL *NH1*.....BLACK | 1 | | ----- | VSW4 |

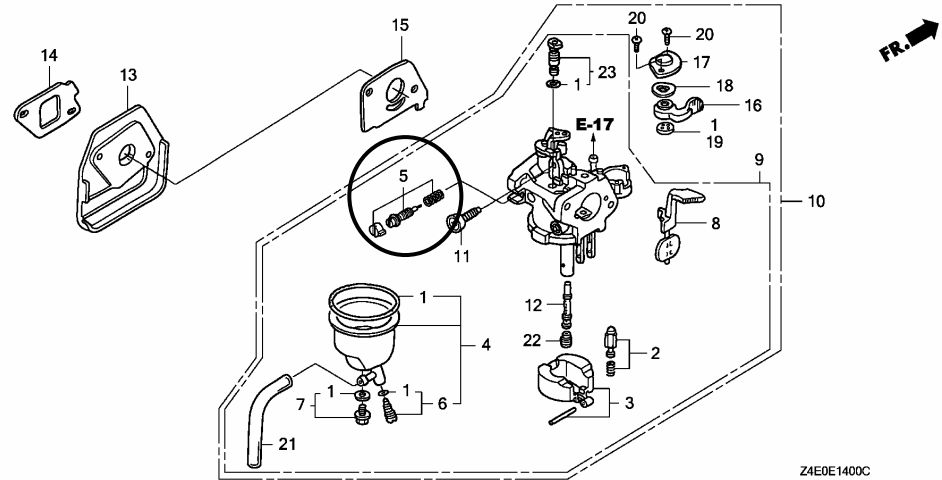
NOTE A:PART NO. CHANGE D:NEWLY PROVIDED E:PART NO.DELETION K:REQUIRED NO. CORRECTION L:APPLICATION SERIAL NO. CORRECTION
T:APPLICATION CORRECTION Z:REMARKS CHANGE

BOOKNo. : 13Z4E601

| Block No. | Ref. No. | Note | Part No. | Description | Reqd. QTY GX 100 U | Serial No. | Parts catalogue code |
|-----------|----------|------|----------|-------------|-----------------------------|------------|----------------------|
|-----------|----------|------|----------|-------------|-----------------------------|------------|----------------------|

E-14 CARBURETOR (STANDARD)

ILLUSTRATION CORRECTED



Z4E0E1400C

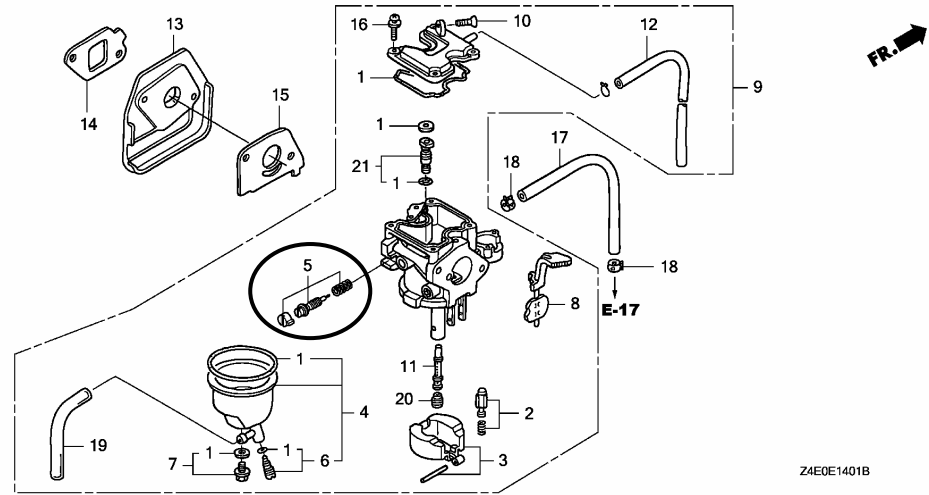
NOTE A:PART NO. CHANGE D:NEWLY PROVIDED E:PART NO.DELETION K:REQUIRED NO. CORRECTION L:APPLICATION SERIAL NO. CORRECTION
T:APPLICATION CORRECTION Z:REMARKS CHANGE

BOOKNo. : 13Z4E601

| Block No. | Ref. No. | Note | Part No. | Description | Reqd. QTY | Serial No. | Parts catalogue code |
|-----------|----------|------|----------|-------------|----------------|------------|----------------------|
| | | | | | GX 100 U | | |

E-14-1 CARBURETOR (RAMMER FLOAT)

ILLUSTRATION CORRECTED



Z4E0E1401B

| | | | | | | | | |
|--------|----|---|---------------|------------------|---|---------|-------|---------------------------------|
| E-14-2 | 12 | T | 16042-Z4E-V92 | SPRING | 1 | ----- | ----- | KRBF, KRBX, KRDF, KREE, KRGF |
| | | | | (CARBURETOR NO.) | 1 | HDA 234 | ----- | KRBM, KRG |
| | | | | (CARBURETOR NO.) | 1 | HDA234A | ----- | KRAM, KREU, KRE4, KRM, KRT, KRW |

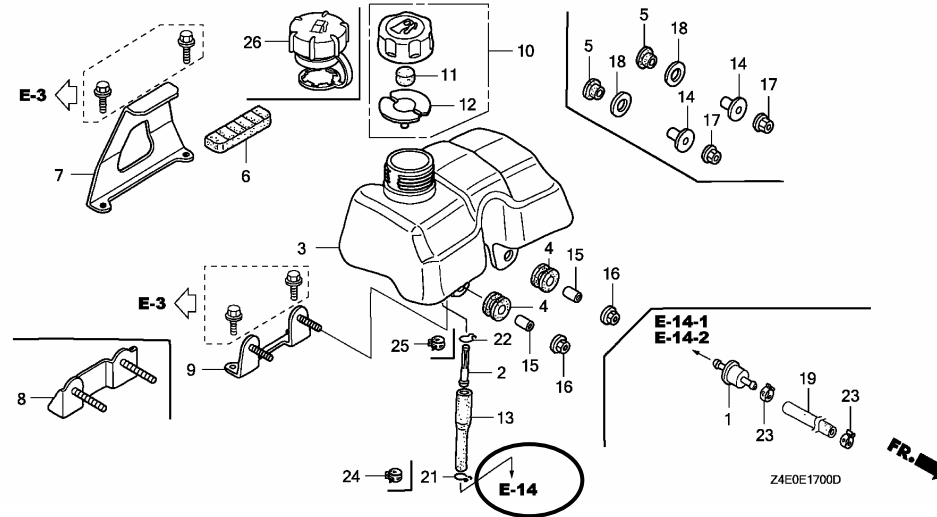
NOTE A:PART NO. CHANGE D:NEWLY PROVIDED E:PART NO.DELETION K:REQUIRED NO. CORRECTION L:APPLICATION SERIAL NO. CORRECTION
T:APPLICATION CORRECTION Z:REMARKS CHANGE

BOOKNo. : 13Z4E601

| Block No. | Ref. No. | Note | Part No. | Description | Reqd. QTY GX 100 U | Serial No. | Parts catalogue code |
|-----------|----------|------|----------|-------------|-----------------------------|------------|----------------------|
|-----------|----------|------|----------|-------------|-----------------------------|------------|----------------------|

E-17 FUEL TANK

ILLUSTRATION CORRECTED



| | | | | | | | |
|---------|---|---|---------------|-----------------------------------|---|-------|----------------------|
| E-19-10 | 5 | K | 90014-952-000 | BOLT, FLANGE, 6X14(CT200) | 2 | ----- | VSW4 |
| | | | | | 3 | ----- | QXB4, QXU2, VA2, VE4 |
| | | | | | 4 | ----- | KRBX, KRGF |

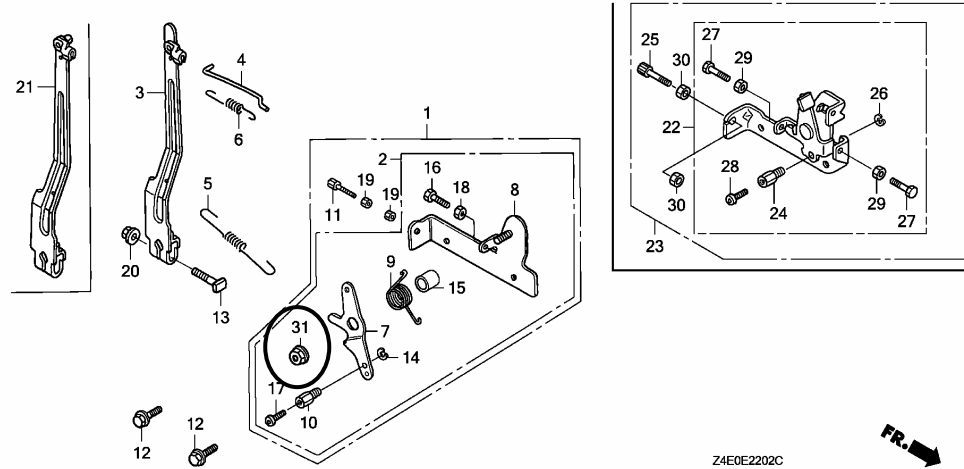
NOTE A:PART NO. CHANGE D:NEWLY PROVIDED E:PART NO.DELETION K:REQUIRED NO. CORRECTION L:APPLICATION SERIAL NO. CORRECTION
T:APPLICATION CORRECTION Z:REMARKS CHANGE

PARTS CATALOGUE NEWS

BOOKNo. : 13Z4E601

| Block No. | Ref. No. | Note | Part No. | Description | Reqd. QTY | Serial No. | Parts catalogue code |
|-----------|----------|------|----------|-------------|----------------|------------|----------------------|
| | | | | | GX 100 U | | |

E-22-2 CONTROL (RAMMER REMOTE) (2)



| | | | | | | | | |
|--------|----|---|-------------|------------------------|---|-------|---------|---|
| E-22-2 | 20 | K | 94050-06000 | NUT, FLANGE, 6MM | 1 | ----- | ----- | KRAM, KREE, KREU, KRE4, KRG, KRM, KRMB, KRMG, KRS, KR4, KR4 |
| | 31 | D | 94050-06000 | NUT, FLANGE, 6MM | 1 | ----- | ----- | KRG, KRM, KRMB, KRMG, KRS, KR4, KR4 |
| | | | | | 1 | ----- | 1037364 | KRAM |
| | | | | | 1 | ----- | 1038064 | KREE, KREU, KRE4, KRW |
| | | | | | 1 | ----- | 1045304 | KRT |

NOTE A:PART NO. CHANGE D:NEWLY PROVIDED E:PART NO.DELETION K:REQUIRED NO. CORRECTION L:APPLICATION SERIAL NO. CORRECTION
T:APPLICATION CORRECTION Z:REMARKS CHANGE



PARTS CATALOGUE NEWS

Honda Motor Co., Ltd. Service Division

PARTS CATALOGUE - CORRECTED

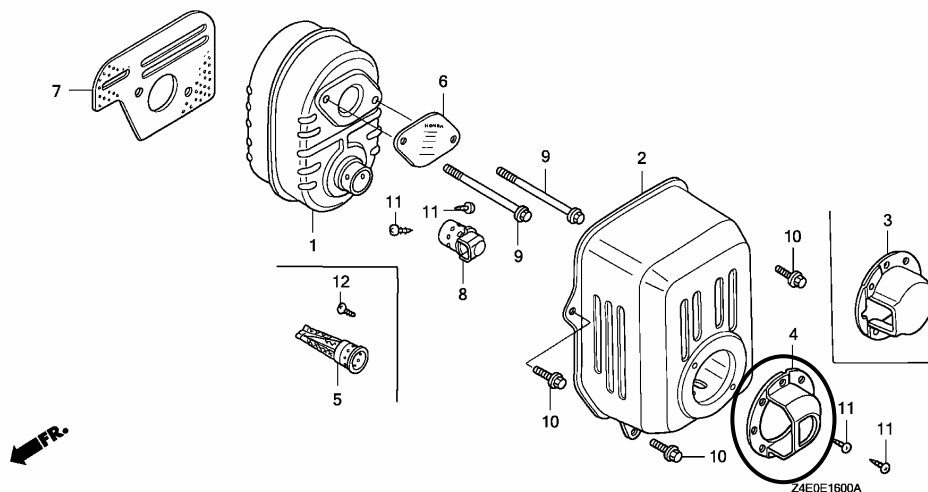
Printed in Japan

| | | |
|----------------------|--------------|-------------|
| CODE NO. | BOOKLET TYPE | 13Z4E601 |
| | MICRO-FICHE | 13Z4E6EA/FA |
| PARTS CATALOGUE NEWS | GX100U | |
| NEWS NO. | 029 | |

| Block No. | Ref. No. | Note | Part No. | Description | Reqd. QTY GX 100 U | Serial No. | Parts catalogue code |
|-----------|----------|------|----------|-------------|-----------------------------|------------|----------------------|
|-----------|----------|------|----------|-------------|-----------------------------|------------|----------------------|

E-16 MUFFLER (STANDARD)

ILLUSTRATION CORRECTED



NOTE A:PART NO. CHANGE D:NEWLY PROVIDED E:PART NO.DELETION K:REQUIRED NO. CORRECTION L:APPLICATION SERIAL NO. CORRECTION
T:APPLICATION CORRECTION Z:REMARKS CHANGE



PARTS CATALOGUE NEWS

Honda Motor Co., Ltd. Service Division

PARTS CATALOGUE - CORRECTED

Printed in Japan

| | | |
|----------------------|--------------|-------------|
| CODE NO. | BOOKLET TYPE | 13Z4E601 |
| | MICRO-FICHE | 13Z4E6EA/FA |
| PARTS CATALOGUE NEWS | | GX100U |
| NEWS NO. | 030 | |

| Block No. | Ref. No. | Note | Part No. | Description | Reqd. QTY | Serial No. | Parts catalogue code |
|-----------|----------|-----------------|------------------|--|----------------|----------------|--|
| | | | | | GX 100 U | | |
| E-12 | 1 | | 19610-Z0D-V00ZB | COVER COMP., FAN *NH1*..... BLACK | 1 | ----- | KRAM, KRA2, KRB, KRBD, KRBM, KRB4, KRE4, KRF2, KRG, KRM, KRMG, KRW2, KR4 |
| | | | | | 1 | 1084249 | KRBF |
| | A | 19610-Z4E-S30ZA | *NH1*..... BLACK | 1 | 1084250 | KRBF | |
| | 3 | L | 81329-567-020 | GROMMET, DRAIN HOLE | 1 | ----- | KRG, KRGF, KRMG, KRSD, KRS2, VSW4 |
| 1 | | | | | 1084249 | KRBF | |
| E-14-2 | 39 | L | 95001-45430-50 | HOSE, FUEL, 4.5X430 (95001-45001-50M) | 1 | 1084249 | KRBF |
| | | | | | T | 95001-45330-50 | TUBE, FUEL, 4.5X330 (95001-45001-50M) |
| | 1 | 1084250 | KRBF | | | | |
| E-17 | 1 | T | 16910-Z4E-S21 | STRAINER COMP., FUEL | 1 | ----- | KRBX, KRDF |
| | | | | | 1 | 1025214 | KRBM |
| | | | | | 1 | 1045305 | KRT |

NOTE A:PART NO. CHANGE D:NEWLY PROVIDED E:PART NO. DELETION K:REQUIRED NO. CORRECTION L:APPLICATION SERIAL NO. CORRECTION
T:APPLICATION CORRECTION Z:REMARKS CHANGE

PARTS CATALOGUE NEWS

BOOKNo. : 13Z4E601

| Block No. | Ref. No. | Note | Part No. | Description | Reqd. QTY | | Serial No. | Parts catalogue code |
|-----------|----------|------|----------------|---|----------------|--|---------------|-----------------------------|
| | | | | | GX 100 U | | | |
| | | | | | 1 | | 1084250 ----- | KRBF |
| | 19 | T | 95001-45080-50 | TUBE, FUEL, 4.5X80 (95001-45001-50M) | 1 | | ----- | KRB, KRBD, KRBM, KRBX, KRB4 |
| | | | | | 1 | | 1084250 ----- | KRBF |
| | 23 | T | 95002-40850-08 | CLAMP, TUBE (D8.5) | 1 | | ----- | KRBM, KRBX, KRM, KRS, KRT |
| | | | | | 2 | | ----- | KRB, KRBD, KRB4, KRDF |
| | | | | | 2 | | 1084250 ----- | KRBF |

NOTE A:PART NO. CHANGE D:NEWLY PROVIDED E:PART NO.DELETION K:REQUIRED NO. CORRECTION L:APPLICATION SERIAL NO. CORRECTION
T:APPLICATION CORRECTION Z:REMARKS CHANGE



PARTS CATALOGUE NEWS

Honda Motor Co., Ltd. Service Division

PARTS CATALOGUE - CORRECTED

Printed in Japan

| | | |
|----------------------|--------------|-------------|
| CODE NO. | BOOKLET TYPE | 13Z4E601 |
| | MICRO-FICHE | 13Z4E6EA/FA |
| PARTS CATALOGUE NEWS | GX100U | |
| NEWS NO. | 031 | |

| Block No. | Ref. No. | Note | Part No. | Description | Reqd. QTY | Serial No. | | Parts catalogue code |
|-----------|----------|------|---------------|----------------------------|----------------|------------|---------|---|
| | | | | | GX 100 U | | | |
| E-19 | 4 | | 30500-Z0D-013 | COIL ASSY., IGNITION | 1 | ----- | ----- | VE3 |
| | | | | | 1 | ----- | 1090474 | BE14, QAD, QA2, QA26, QBE, QE, QE14, QXB4, QXU2, SA2, SE, SE14, SE3 VA2, VEA, VEG, VE4, VSW4 |
| | | A | 30500-Z0D-023 | | 1 | ----- | 1090475 | BE14, QAD, QA2, QA26, QBE, QE, QE14, QXB4, QXU2, SA2, SE, SE14, SE3 VA2, VEA, VEG, VE4, VSW4 |

NOTE A:PART NO. CHANGE D:NEWLY PROVIDED E:PART NO.DELETION K:REQUIRED NO. CORRECTION L:APPLICATION SERIAL NO. CORRECTION
T:APPLICATION CORRECTION Z:REMARKS CHANGE



PARTS CATALOGUE NEWS

Honda Motor Co., Ltd. Service Division

PARTS CATALOGUE - CORRECTED

Printed in Japan

| | | |
|----------------------------|-----------------|-------------|
| CODE NO. | BOOKLET TYPE | 13Z4E601 |
| | MICRO- FICHE | 13Z4E6EA/FA |
| PARTS CATALOGUE NEWS | GX100U | |
| NEWS NO. | 032 | |

| Block No. | Ref. No. | Note | Part No. | Description | Reqd. QTY | Serial No. | Parts catalogue code |
|--------------|-------------|------|---------------|--------------------------|----------------|---------------|--|
| | | | | | GX 100 U | | |
| E-19-10 | 3 | | 34150-ZH7-003 | ALERT UNIT, OIL | 1 | ----- 1090474 | QXB4, QXU2, VA2, VE4 |
| | | A | 34150-ZH7-013 | | 1 | 1090475 ----- | QXB4, QXU2, VA2, VE4 |
| E-28 | 1 | L | 87521-Z0D-010 | EMBLEM (GX100 3.0) | 1 | ----- 1066523 | QAD, QA2, QA26, QBE, QE, QE14, QXB4, QXU2, SA2, SE, SE14, VA2, VE4 |
| | | D | 87521-Z0D-020 | EMBLEM (GX100) | 1 | 1066524 ----- | QAD, QA2, QA26, QBE, QE, QE14, QXB4, QXU2, SA2, SE, SE14, VA2, VE4 |

NOTE A:PART NO. CHANGE D:NEWLY PROVIDED E:PART NO.DELETION K:REQUIRED NO. CORRECTION L:APPLICATION SERIAL NO. CORRECTION
T:APPLICATION CORRECTION Z:REMARKS CHANGE

July 22, 2007



PARTS CATALOGUE NEWS

Honda Motor Co., Ltd. Service Division

PARTS CATALOGUE - CORRECTED

Printed in Japan

| | | |
|----------------------|--------------|-------------|
| CODE NO. | BOOKLET TYPE | 13Z4E601 |
| | MICRO-FICHE | 13Z4E6EA/FA |
| PARTS CATALOGUE NEWS | GX100U | |
| NEWS NO. | 033 | |

| Block No. | Ref. No. | Note | Part No. | Description | Reqd. QTY | Serial No. | Parts catalogue code |
|-----------|----------|------|---------------|-------------------------------|----------------|---------------|----------------------|
| | | | | | GX 100 U | | |
| E-19-10 | 4 | | 35480-Z0D-U01 | SWITCH ASSY., OIL LEVEL | 1 | ----- 1099374 | VSW4 |
| | | A | 35480-Z0D-U02 | | 1 | 1099375 ----- | VSW4 |

NOTE A:PART NO. CHANGE D:NEWLY PROVIDED E:PART NO. DELETION K:REQUIRED NO. CORRECTION L:APPLICATION SERIAL NO. CORRECTION
T:APPLICATION CORRECTION Z:REMARKS CHANGE

July 26, 2007



PARTS CATALOGUE NEWS

Honda Motor Co., Ltd. Service Division

Printed in Japan

| | | |
|----------------------------|-----------------|-------------|
| CODE NO. | BOOKLET TYPE | 13Z4E601 |
| | MICRO- FICHE | 13Z4E6EA/FA |
| PARTS CATALOGUE NEWS | GX100U | |
| NEWS NO. | 034 | |

GX100U-KRAF and KRWF types sales information

NOTE: This Parts Catalogue News explains only the parts of the different model that are produced to conform to addition of the GX100U-KRAF and KRWF types.

As for the parts not listed on this Parts Catalogue News, use the parts of the GX100U- KRAM and KRGF types.

• Models, parts catalogue codes and applicable serial numbers

| Model | Type | | Parts catalogue type | Applicable engine serial No. | Applicable carburetor identification No. |
|--------|------|-----------------|----------------------|------------------------------|--|
| GX100U | KRAM | Base type | KRAM | GCAGK-1000001~ | HDA 206B/C, HDA 234A/B |
| | KRAF | Additional type | KRAF | | HDA 234B |
| | KRGF | Base type | KRGF | | HDA 234/A/B |
| | KRWF | Additional type | KRWF | | HDA 234B |

• Features of each type

| | | Base type | Additional type | Base type | Additional type |
|----------------|--------------------|-----------|-----------------|-----------|-----------------|
| Specifications | Model | GX100U | | | |
| | Type | KRAM | KRAF | KRGF | KRWF |
| Crankshaft | 15mm ø Straight | | | | |
| | 15.8mm ø Straight | | | | |
| | 17mm ø Straight | | | | |
| | M8 Tapered | ● | ● | ● | ● |
| | M12 Stepped thread | | | | |
| Oil alert | | | ● | ● | ● |
| Fuel tank | | | | | |

PARTS CATALOGUE NEWS

BOOKNo. : 13Z4E601

| Block No. | Ref. No. | Part No. | Description | Reqd. QTY | | Base Part No. | Parts catalogue code |
|-----------|----------|-----------------|---|----------------|--|-----------------|----------------------|
| | | | | GX 100 U | | | |
| E-3 | 1 | 12000-Z0D-405 | BARREL ASSY., CYLINDER | 1 | | 12000-Z0D-V00 | |
| E-6 | 1 | 11300-Z4E-305 | COVER ASSY., CRANKCASE | 1 | | 11300-Z0D-Q00 | KRAF |
| | 5 | 15600-ZM3-003 | CAP ASSY., OIL FILLER | 1 | | 15600-ZM7-003 | KRAF |
| E-11-1 | 1 | | STARTER ASSY., RECOIL *R280*..... POWER RED | 0 | | 28400-Z0D-V03ZC | |
| | 2 | | CASE COMP., RECOIL STARTER *R280*..... POWER RED | 0 | | 28410-Z0D-V02ZC | |
| E-12 | 1 | | COVER COMP., FAN *R280*..... POWER RED | 0 | | 19610-Z0D-V00ZC | KRAF |
| | | | *R280*..... POWER RED | 0 | | 19610-Z4E-S11ZB | KRWF |
| | | 19610-Z4E-S11ZA | *NH1*..... BLACK | 1 | | 19610-Z0D-V00ZB | KRAF |
| | | 19610-Z4E-V60ZA | *NH1*..... BLACK | 1 | | 19610-Z4E-S11ZA | KRWF |
| | 3 | | GROMMET, DRAIN HOLE | 0 | | 81329-567-020 | KRWF |
| E-19 | 7 | | CLIP, HIGH TENSION CORD (8MM) | 0 | | 30701-883-000 | KRAF |
| | 9 | | CORD, STOP SWITCH | 0 | | 32195-Z0D-000 | KRAF |
| E-19-10 | 2 | 32195-Z4E-S10 | CORD, STOP SWITCH | 1 | | | KRAF |
| | 4 | 35480-Z4E-S11 | SWITCH ASSY., OIL LEVEL | 1 | | | KRAF |
| | 5 | 90014-952-000 | BOLT, FLANGE, 6X14 (CT200) | 4 | | | KRAF |
| | 7 | 90682-959-661 | CLIP B, CABLE | 1 | | | KRAF |
| | 8 | 90681-959-003 | CLIP A, CABLE (NIFCO) | 2 | | | KRAF |
| | 9 | 91302-ZL8-003 | O-RING, 11.8X2.4 | 1 | | | KRAF |
| | 11 | 32112-Z4E-S11 | BRACKET, OIL ALERT UNIT | 1 | | | KRAF |
| | 12 | 34150-Z4E-S11 | ALERT UNIT, OIL (START) | 1 | | | KRAF |
| | 13 | 36103-ZE1-000 | HOLDER, STOP SWITCH CORD | 1 | | | KRAF |
| | 14 | 90002-MC7-000 | BOLT, FLANGE, 5X8 | 2 | | | KRAF |
| | 15 | 90683-SA0-003 | CLIP, WIRE HARNESS, 25MM | 2 | | | KRAF |

PARTS CATALOGUE NEWS

BOOKNo. : 13Z4E601

| Block No. | Ref. No. | Part No. | Description | Reqd. QTY | Base Part No. | Parts catalogue code |
|-----------|----------|---------------|----------------------------------|----------------|----------------|----------------------|
| | | | | GX 100 U | | |
| E-22-1 | 3 | | ARM COMP., GOVERNOR | 0 | 16550-Z0D-V01 | KRWF |
| | 5 | | ROD, GOVERNOR | 0 | 16555-Z0D-V00 | KRWF |
| | 6 | | SPRING, GOVERNOR | 0 | 16561-Z0D-V00 | KRWF |
| | 7 | | SPRING, THROTTLE RETURN | 0 | 16562-Z4E-S10 | KRWF |
| | 8 | | HOLDER, WIRE | 0 | 16594-883-010 | KRWF |
| | 10 | | BOLT, FLANGE, 6X14 (CT200) | 0 | 90014-952-000 | KRWF |
| | 11 | | BOLT, GOVERNOR ARM | 0 | 90015-ZE5-010 | KRWF |
| | 12 | | CIRCLIP, 5MM | 0 | 90605-230-000 | KRWF |
| | 13 | | BOLT, RECESSED, 5X20 | 0 | 92301-05020-0A | KRWF |
| | 14 | | SCREW, PAN, 4X6 | 0 | 93500-04006-0H | KRWF |
| | 17 | | NUT, FLANGE, 6MM | 0 | 94050-06000 | KRWF |
| | 18 | | CONTROL ASSY. | 0 | 16500-Z4E-S10 | KRWF |
| | 20 | | NUT, HEX., 5MM | 0 | 94001-05000 | KRWF |
| E-22-2 | 3 | 16550-Z0D-V01 | ARM COMP., GOVERNOR | 1 | | KRWF |
| | 4 | 16555-Z0D-V00 | ROD, GOVERNOR | 1 | | KRWF |
| | 5 | 16561-Z0D-V00 | SPRING, GOVERNOR | 1 | | KRWF |
| | 6 | 16562-Z4E-S10 | SPRING, THROTTLE RETURN | 1 | | KRWF |
| | 12 | 90014-952-000 | BOLT, FLANGE, 6X14 (CT200) | 2 | | KRWF |
| | 13 | 90015-ZE5-010 | BOLT, GOVERNOR ARM | 1 | | KRWF |
| | 20 | 94050-06000 | NUT, FLANGE, 6MM | 1 | | KRWF |
| | 23 | 16500-Z4E-V10 | CONTROL ASSY. | 1 | | KRWF |
| | 24 | 16594-883-010 | HOLDER, WIRE | 1 | | KRWF |
| | 25 | 54717-ZG0-S00 | BOLT, CABLE ADJUSTING (6X34) . | 1 | | KRWF |
| | 26 | 90605-230-000 | CIRCLIP, 5MM | 1 | | KRWF |

PARTS CATALOGUE NEWS

BOOKNo. : 13Z4E601

| Block No. | Ref. No. | Part No. | Description | Reqd. QTY | | Base Part No. | Parts catalogue code |
|-----------|----------|----------------|------------------------------|----------------|----------------|---------------|----------------------|
| | | | | GX 100 U | | | |
| | 27 | 92301-05020-0A | BOLT, RECESSED, 5X20 | 2 | | KRWF | |
| | 28 | 93500-04006-0H | SCREW, PAN, 4X6 | 1 | | KRWF | |
| | 29 | 94001-05000 | NUT, HEX. , 5MM | 2 | | KRWF | |
| | 30 | 94002-06000-0S | NUT, HEX. , 6MM | 2 | | KRWF | |
| E-28 | 3 | 87528-Z0D-000 | MARK, CHOKE INDICATION | 1 | | KRWF | |
| | 5 | 87601-Z4E-S60 | MARK, TYPE (KRAF) | 1 | 87601-Z0D-T60 | KRAF | |
| | | 87601-Z4E-S70 | MARK, TYPE (KRWF) | 1 | 87601-Z4E-S10 | KRWF | |
| E-40 | 17 | | MARK, CHOKE INDICATION | 0 | 87528-Z0D-000 | KRWF | |
| | 26 | | BOLT, STUD, 8X25 | 0 | 92900-08025-0E | KRAF | |
| | 35 | | JET (#56) | (0) | 99101-Z4E-0560 | KRAF | |
| | 39 | 94303-06100 | DOWEL PIN, 6X10 | 2 | | KRWF | |



PARTS CATALOGUE NEWS

Honda Motor Co., Ltd. Service Division

PARTS CATALOGUE - CORRECTED

Printed in Japan

| | | |
|----------------------------|-----------------|-------------|
| CODE NO. | BOOKLET TYPE | 13Z4E601 |
| | MICRO- FICHE | 13Z4E6EA/FA |
| PARTS CATALOGUE NEWS | GX100U | |
| NEWS NO. | 035 | |

| Block No. | Ref. No. | Note | Part No. | Description | Reqd. QTY | Serial No. | | Parts catalogue code |
|-----------|----------|------|-----------------|--|----------------|------------|---------|---|
| | | | | | GX 100 U | | | |
| E-11-1 | 1 | T | 28400-Z0D-V03ZA | STARTER ASSY., RECOIL *NH1*..... BLACK | 1 | ----- | ----- | KRAF, KRBF, KRBX, KRDF, KRGF, KRWF |
| | | | | | 1 | 1019283 | ----- | BE14, KRAM, KRA2, KRB, KRBD, KRBM, KRB4, KRE4, KRF2, KRK, KRM, KRMG KRW, KRW2, KR4, SE3, VEA, VEG, VE3 |
| | 2 | T | 28410-Z0D-V02ZA | CASE COMP., RECOIL STARTER *NH1*..... BLACK | 1 | ----- | ----- | BE14, KRAF, KRAM, KRA2, KRB, KRBD, KRBF, KRBM, KRBX, KRB4, KRDF KRE4, KRF2, KRK, KRGF, KRM, KRMG, KRW, KRWF, KRW2, KR4, SE3, VEA, VEG VE3 |
| E-12 | 1 | T | 19610-Z0D-V00ZB | COVER COMP., FAN *NH1*..... BLACK | 1 | ----- | ----- | KRAM, KRA2, KRB, KRBD, KRBM, KRB4, KRDF, KRE4, KRF2, KRK, KRM, KRMG KRW, KRW2, KR4 |
| | | | | | 1 | ----- | 1084249 | KRBF |

NOTE A:PART NO. CHANGE D:NEWLY PROVIDED E:PART NO. DELETION K:REQUIRED NO. CORRECTION L:APPLICATION SERIAL NO. CORRECTION
T:APPLICATION CORRECTION Z:REMARKS CHANGE



PARTS CATALOGUE NEWS

Honda Motor Co., Ltd. Service Division

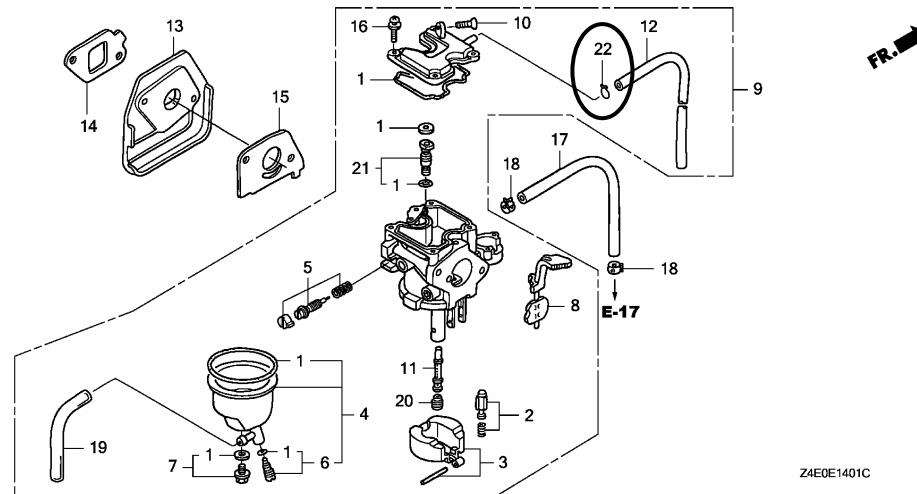
PARTS CATALOGUE - CORRECTED

Printed in Japan

| | | |
|----------------------|--------------|-------------|
| CODE NO. | BOOKLET TYPE | 13Z4E601 |
| | MICRO-FICHE | 13Z4E6EA/FA |
| PARTS CATALOGUE NEWS | GX100U | |
| NEWS NO. | 036 | |

| Block No. | Ref. No. | Note | Part No. | Description | Reqd. QTY GX 100 U | Serial No. | Parts catalogue code |
|-----------|----------|------|----------|-------------|-----------------------------|------------|----------------------|
|-----------|----------|------|----------|-------------|-----------------------------|------------|----------------------|

E-14-1 CARBURETOR (RAMMER FLOAT)



| | | | | | | | |
|--------|----|---|-------------|-----------------------|---|--|--|
| E-14-1 | 22 | D | 95002-02089 | CLIP, TUBE (B8) | 1 | | KRA2, KRB, KRBD, KRB4, KRS, KRS2, KRW2 |
|--------|----|---|-------------|-----------------------|---|--|--|

NOTE A:PART NO. CHANGE D:NEWLY PROVIDED E:PART NO.DELETION K:REQUIRED NO. CORRECTION L:APPLICATION SERIAL NO. CORRECTION
T:APPLICATION CORRECTION Z:REMARKS CHANGE



PARTS CATALOGUE NEWS

Honda Motor Co., Ltd. Service Division

PARTS CATALOGUE - CORRECTED

Printed in Japan

| | | |
|----------------------|--------------|-------------|
| CODE NO. | BOOKLET TYPE | 13Z4E601 |
| | MICRO-FICHE | 13Z4E6EA/FA |
| PARTS CATALOGUE NEWS | GX100U | |
| NEWS NO. | 037 | |

| Block No. | Ref. No. | Note | Part No. | Description | Reqd. QTY | Serial No. | | Parts catalogue code |
|-----------|----------|------|----------------|----------------------------|----------------|------------|---------|--|
| | | | | | GX 100 U | | | |
| E-17 | 1 | L | 16910-ZE8-015 | STRAINER COMP., FUEL | 1 | ----- | ----- | KRS2 |
| | | | | | 1 | ----- | 1099965 | KRSB |
| | | | | | 1 | ----- | ----- | KRBX, KRDF |
| | | | | | 1 | ----- | 1025214 | KRBM |
| | | | | | 1 | ----- | 1045305 | KRT |
| | | | | | 1 | ----- | 1084250 | KRBF |
| | | | | | 1 | ----- | 1099966 | KRSB |
| E-40 | 35 | T | 99101-Z4E-0560 | JET (#56) | (1) | ----- | ----- | BE14, KRA2, KRB, KRBD, KRB4, KRF2, KRM, KRMB, KRMG, KRS, KRSB, KRS2, KRT4, KRW2, KR4, QAD, QA2, QA26, QBE, QE, QE14, QXB4, QXU2, SA2, SE, SE14, SE3, VA2, VEA, VEG, VE3, VE4, VSW4 |

NOTE A:PART NO. CHANGE D:NEWLY PROVIDED E:PART NO.DELETION K:REQUIRED NO. CORRECTION L:APPLICATION SERIAL NO. CORRECTION
T:APPLICATION CORRECTION Z:REMARKS CHANGE



PARTS CATALOGUE NEWS

Honda Motor Co., Ltd. Service Division

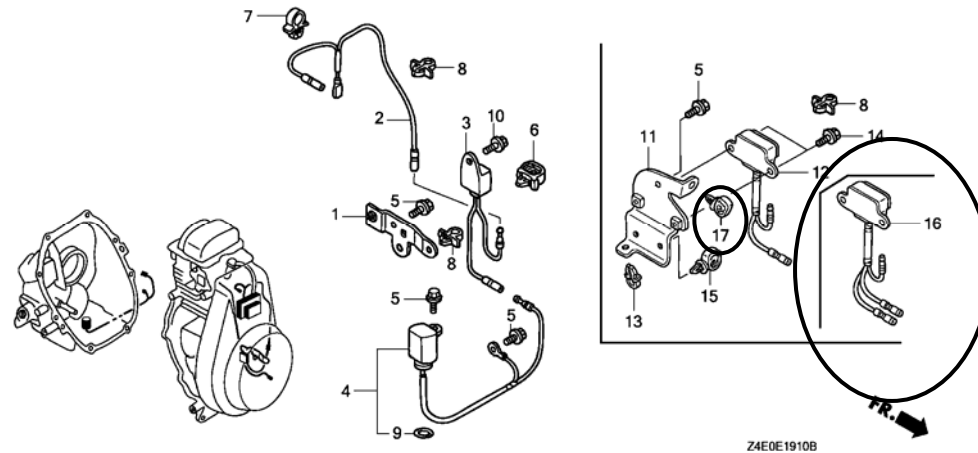
PARTS CATALOGUE - CORRECTED

Printed in Japan

| | | |
|----------------------|--------------|-------------|
| CODE NO. | BOOKLET TYPE | 13Z4E601 |
| | MICRO-FICHE | 13Z4E6EA/FA |
| PARTS CATALOGUE NEWS | GX100U | |
| NEWS NO. | 038 | |

| Block No. | Ref. No. | Note | Part No. | Description | Reqd. QTY GX 100 U | Serial No. | Parts catalogue code |
|-----------|----------|------|----------|-------------|-----------------------------|------------|----------------------|
|-----------|----------|------|----------|-------------|-----------------------------|------------|----------------------|

E-19-10 OIL ALERT/OIL LEVEL SWITCH



| | | | | | | | |
|---------|----|---|---------------|-------------------------------|---|-------|------|
| E-19-10 | 12 | L | 34150-Z4E-S11 | ALERT UNIT, OIL (START) | 1 | ----- | KRBX |
|---------|----|---|---------------|-------------------------------|---|-------|------|

NOTE A:PART NO. CHANGE D:NEWLY PROVIDED E:PART NO.DELETION K:REQUIRED NO. CORRECTION L:APPLICATION SERIAL NO. CORRECTION
T:APPLICATION CORRECTION Z:REMARKS CHANGE

PARTS CATALOGUE NEWS

BOOKNo. : 13Z4E601

| Block No. | Ref. No. | Note | Part No. | Description | Reqd. QTY | Serial No. | Parts catalogue code |
|-----------|----------|------|---------------|---|----------------|---------------|------------------------|
| | | | | | GX 100 U | | |
| | | | | | 1 | ----- 1135085 | KRAF, KRGF, KRWF |
| | 15 | K | 90683-SA0-003 | CLIP, WIRE HARNESS, 25MM | 1 | ----- ----- | KRAF, KRBX, KRGF, KRWF |
| | 16 | D | 34150-Z4E-801 | ALERT UNIT, OIL (START LED) . . | 1 | 1135086 ----- | KRAF, KRGF, KRWF |
| | 17 | D | 90683-SA0-003 | CLIP, WIRE HARNESS, 25MM | 1 | ----- ----- | KRBX |
| | | | | | 1 | ----- 1135085 | KRAF, KRGF, KRWF |
| | | A | 91540-S30-003 | CLIP, HARNESS BAND (NATURAL) (151.5MM) | 1 | 1135086 ----- | KRAF, KRGF, KRWF |

NOTE A:PART NO. CHANGE D:NEWLY PROVIDED E:PART NO.DELETION K:REQUIRED NO. CORRECTION L:APPLICATION SERIAL NO. CORRECTION
T:APPLICATION CORRECTION Z:REMARKS CHANGE



PARTS CATALOGUE NEWS

Honda Motor Co., Ltd. Service Division

PARTS CATALOGUE - CORRECTED

Printed in Japan

| | | |
|----------------------|--------------|-------------|
| CODE NO. | BOOKLET TYPE | 13Z4E601 |
| | MICRO-FICHE | 13Z4E6EA/FA |
| PARTS CATALOGUE NEWS | | GX100U |
| NEWS NO. | 039 | |

| Block No. | Ref. No. | Note | Part No. | Description | Reqd. QTY | Serial No. | | Parts catalogue code |
|-----------|----------|---------------|------------------|-----------------------|----------------|------------|--|----------------------|
| | | | | | GX 100 U | | | |
| E-14-2 | 16 | T | 16046-Z0D-V03 | LEVER, THROTTLE | 1 | ----- | ----- | KRSB, KRT4 |
| | | | | (CARBURETOR NO.) | 1 | ----- | HDA 227 | KREE, KRT |
| | | | | (CARBURETOR NO.) | 1 | ----- | HDA201D | KREU |
| | | | | (CARBURETOR NO.) | 1 | HDA201D | ----- | KRF2, KRM, KRMB, KR4 |
| | | | | (CARBURETOR NO.) | 1 | HDA201D | HDA201D | KRBM, KRE4, KRW |
| | | | | (CARBURETOR NO.) | 1 | HDA 228 | ----- | KREE |
| | | | | (CARBURETOR NO.) | 1 | HDA 234 | ----- | KRBM |
| | L | 16046-Z0D-V73 | | 1 | ----- | ----- | KRAF, KRBF, KRBX, KRDF, KRGF, KRWF | |
| | | | (CARBURETOR NO.) | 1 | HDA 234 | ----- | KRAM, KRG, KRMG | |
| | | | (CARBURETOR NO.) | 1 | HDA206C | ----- | KREU, KRE4, KRT, KRW | |
| | | | (CARBURETOR NO.) | 1 | HDA234A | ----- | KREE | |
| | | | (CARBURETOR NO.) | 1 | HDA234A | HDA234B | KREE | |
| | | | (CARBURETOR NO.) | 1 | ----- | ----- | KRF2, KRM, KRMB, KRMG, KRSB, KRT4, KR4 | |
| | | | (CARBURETOR NO.) | 1 | ----- | HDA 227 | KRT | |

NOTE A:PART NO. CHANGE D:NEWLY PROVIDED E:PART NO.DELETION K:REQUIRED NO. CORRECTION L:APPLICATION SERIAL NO. CORRECTION
T:APPLICATION CORRECTION Z:REMARKS CHANGE

PARTS CATALOGUE NEWS

BOOKNo. : 13Z4E601

| Block No. | Ref. No. | Note | Part No. | Description | Reqd. QTY | Serial No. | | Parts catalogue code |
|-----------|----------|------|---------------|---------------------------|----------------|------------|---------|---|
| | | | | | GX 100 U | | | |
| | | | | (CARBURETOR NO.) | 1 | ----- | HDA 228 | KREE |
| | | | | (CARBURETOR NO.) | 1 | ----- | HDA 234 | KRBF, KRBM, KRGF |
| | | | | (CARBURETOR NO.) | 1 | ----- | HDA201D | KREU, KRE4, KRW |
| | | | | (CARBURETOR NO.) | 1 | ----- | HDA206C | KRAM, KRG |
| | | | | (CARBURETOR NO.) | 1 | HDA 228 | ----- | KREE |
| | | L | 16049-Z4E-S12 | | 1 | ----- | ----- | KRAF, KRBX, KRDF, KRWF |
| | | | | (CARBURETOR NO.) | 1 | HDA234A | ----- | KRAM, KRBF, KRBM, KREU, KRE4, KRG, KRGF, KRT, KRW |
| | | | | (CARBURETOR NO.) | 1 | HDA234A | HDA234B | KREE |
| | 27 | L | 16058-Z0D-V72 | SHAFT ASSY. , CHOKE | 1 | ----- | ----- | KRAF, KRAM, KRBF, KRBX, KRG, KRGF, KRMG, KRWF |
| | | | | (CARBURETOR NO.) | 1 | HDA 234 | ----- | KRBM |
| | | | | (CARBURETOR NO.) | 1 | HDA234A | ----- | KREU, KRE4, KRT, KRW |
| | | | | (CARBURETOR NO.) | 1 | HDA234A | HDA234B | KREE |
| | | T | 16058-Z0D-V02 | | 1 | ----- | ----- | KRDF, KRF2, KRM, KRMB, KRSE, KRT4, KR4 |
| | | | | (CARBURETOR NO.) | 1 | ----- | HDA 227 | KRT |
| | | | | (CARBURETOR NO.) | 1 | ----- | HDA201D | KRBM, KREE, KREU, KRE4, KRW |
| | | | | (CARBURETOR NO.) | 1 | HDA 228 | ----- | KREE |
| | 38 | L | 16552-896-650 | COLLAR, LEVER | 1 | ----- | ----- | KRAF, KRAM, KRBF, KRBX, KRDF, KRG, KRGF, KRMG, KRWF |
| | | | | (CARBURETOR NO.) | 1 | HDA 234 | ----- | KRBM |
| | | | | (CARBURETOR NO.) | 1 | HDA234A | ----- | KREU, KRE4, KRT, KRW |
| | | | | (CARBURETOR NO.) | 1 | HDA234A | HDA234B | KREE |

NOTE A:PART NO. CHANGE D:NEWLY PROVIDED E:PART NO.DELETION K:REQUIRED NO. CORRECTION L:APPLICATION SERIAL NO. CORRECTION
T:APPLICATION CORRECTION Z:REMARKS CHANGE



PARTS CATALOGUE NEWS

Honda Motor Co., Ltd. Service Division

PARTS CATALOGUE - CORRECTED

Printed in Japan

| | | |
|----------------------|--------------|-------------|
| CODE NO. | BOOKLET TYPE | 13Z4E601 |
| | MICRO-FICHE | 13Z4E6EA/FA |
| PARTS CATALOGUE NEWS | GX100U | |
| NEWS NO. | 040 | |

| Block No. | Ref. No. | Note | Part No. | Description | Reqd. QTY | Serial No. | | Parts catalogue code |
|-----------|----------|------|------------------|-----------------------------|----------------|------------|------------|---|
| | | | | | GX 100 U | | | |
| E-14-2 | 12 | L | 16042-Z4E-V92 | SPRING | 1 | ----- | ----- | KRAF, KRBF, KRBX, KRDF, KREE, KRGF, KRWF |
| | | | | (CARBURETOR NO.) | 1 | HDA 234 | ----- | KRBM, KRG |
| | | | | (CARBURETOR NO.) | 1 | HDA234A | ----- | KREU, KRE4, KRM, KRT, KRW |
| | 18 | L | 16049-Z4E-S12 | (CARBURETOR NO.) | 1 | HDA234A | HDA234B | KRAM |
| | | | | SCREW, IDLE ADJUSTING | 1 | ----- | ----- | KRAF, KRBX, KRDF, KRWF |
| | | | | (CARBURETOR NO.) | 1 | HDA234A | ----- | KRBF, KRBM, KREU, KRE4, KRG, KRGF, KRT, KRW |
| | | | (CARBURETOR NO.) | 1 | HDA234A | HDA234B | KRAM, KREE | |

NOTE A:PART NO. CHANGE D:NEWLY PROVIDED E:PART NO.DELETION K:REQUIRED NO. CORRECTION L:APPLICATION SERIAL NO. CORRECTION
T:APPLICATION CORRECTION Z:REMARKS CHANGE



PARTS CATALOGUE NEWS

Honda Motor Co., Ltd. Service Division

PARTS CATALOGUE - CORRECTED

Printed in Japan

| | | |
|----------------------|--------------|-------------|
| CODE NO. | BOOKLET TYPE | 13Z4E601 |
| | MICRO-FICHE | 13Z4E6EA/FA |
| PARTS CATALOGUE NEWS | GX100U | |
| NEWS NO. | 041 | |

| Block No. | Ref. No. | Note | Part No. | Description | Reqd. QTY GX 100 U | Serial No. | Parts catalogue code |
|-----------|----------|---------------|-----------------------------|------------------|-----------------------------|---------------------------|------------------------------------|
| E-14-2 | 12 | T | 16042-Z0D-V02 | SPRING | 1 | ----- | KRF2, KRM, KRMB, KRMG, KR4, KR4 |
| | | | | (CARBURETOR NO.) | 1 | ----- | HDA 227 KRT |
| | | | | (CARBURETOR NO.) | 1 | ----- | HDA201D KRBM, KREU, KRE4, KRW |
| | | | | (CARBURETOR NO.) | 1 | ----- | HDA206C KRAM, KRG |
| | | | | (CARBURETOR NO.) | 1 | HDA206C ----- | KRAF |
| | L | 16042-Z4E-V92 | | 1 | ----- | ----- | KRBF, KRBX, KRDF, KREE, KRGF, KRWF |
| | | | (CARBURETOR NO.) | 1 | ----- | HDA234B KRAF | |
| | | | (CARBURETOR NO.) | 1 | HDA 234 ----- | KRBM, KRG | |
| | | | (CARBURETOR NO.) | 1 | HDA234A ----- | KREU, KRE4, KRM, KRT, KRW | |
| | | | (CARBURETOR NO.) | 1 | HDA234A HDA234B | KRAM | |
| 18 | T | 16049-Z0D-V02 | SCREW, IDLE ADJUSTING | 1 | ----- | ----- | KRF2, KRM, KRMB, KRMG, KR4, KR4 |
| | | | (CARBURETOR NO.) | 1 | ----- | HDA 227 KRT | |
| | | | (CARBURETOR NO.) | 1 | ----- | HDA 228 KREE | |

NOTE A:PART NO. CHANGE D:NEWLY PROVIDED E:PART NO.DELETION K:REQUIRED NO. CORRECTION L:APPLICATION SERIAL NO. CORRECTION
T:APPLICATION CORRECTION Z:REMARKS CHANGE

PARTS CATALOGUE NEWS

BOOKNo. : 13Z4E601

| Block No. | Ref. No. | Note | Part No. | Description | Reqd. QTY | Serial No. | Parts catalogue code |
|-----------|----------|------|----------------|------------------|----------------|-----------------|---|
| | | | | | GX 100 U | | |
| | | | | (CARBURETOR NO.) | 1 | ----- HDA 234 | KRBF, KRBM, KRGF |
| | | | | (CARBURETOR NO.) | 1 | ----- HDA201D | KREU, KRE4, KRW |
| | | | | (CARBURETOR NO.) | 1 | ----- HDA206C | KRAM, KRG |
| | | | | (CARBURETOR NO.) | 1 | HDA206C ----- | KRAF |
| | | | | (CARBURETOR NO.) | 1 | HDA 228 ----- | KREE |
| | | L | 16049-Z4E-S12 | | 1 | ----- ----- | KRBX, KRDF, KRWF |
| | | | | (CARBURETOR NO.) | 1 | ----- HDA234B | KRAF |
| | | | | (CARBURETOR NO.) | 1 | HDA234A ----- | KRBF, KRBM, KREU, KRE4, KRG, KRGF, KRT, KRW |
| | | | | (CARBURETOR NO.) | 1 | HDA234A HDA234B | KRAM, KREE |
| | 41 | T | 99101-Z0D-0500 | JET (#50) | (1) | ----- ----- | KRM, KRMB, KRMG, KR4 |
| | | | | (CARBURETOR NO.) | (1) | ----- HDA201D | KRF2 |
| | | | | (CARBURETOR NO.) | (1) | HDA206C ----- | KRAF |
| | | T | 99101-Z0D-0520 | JET (#52) | (1) | ----- ----- | KRM, KRMB, KRMG, KR4, KR4 |
| | | | | (CARBURETOR NO.) | (1) | HDA206C ----- | KRAF |
| | | T | 99101-Z0D-0540 | JET (#54) | 1 | ----- ----- | KRM, KRMB, KRMG, KR4 |
| | | | | (CARBURETOR NO.) | 1 | ----- HDA 228 | KREE |
| | | | | (CARBURETOR NO.) | 1 | ----- HDA201D | KRBM, KREU, KRE4, KRF2, KRW |
| | | | | (CARBURETOR NO.) | 1 | ----- HDA206C | KRAM, KRG |
| | | | | (CARBURETOR NO.) | 1 | HDA206C ----- | KRAF |
| | | | | | (1) | ----- ----- | KRT, KRT4 |
| | | | | (CARBURETOR NO.) | (1) | HDA 227 ----- | KRF2 |

NOTE A:PART NO. CHANGE D:NEWLY PROVIDED E:PART NO.DELETION K:REQUIRED NO. CORRECTION L:APPLICATION SERIAL NO. CORRECTION
T:APPLICATION CORRECTION Z:REMARKS CHANGE



PARTS CATALOGUE NEWS

Honda Motor Co., Ltd. Service Division

PARTS CATALOGUE - CORRECTED

Printed in Japan

| | | |
|----------------------|--------------|-------------|
| CODE NO. | BOOKLET TYPE | 13Z4E601 |
| | MICRO-FICHE | 13Z4E6EA/FA |
| PARTS CATALOGUE NEWS | | GX100U |
| NEWS NO. | 042 | |

| Block No. | Ref. No. | Note | Part No. | Description | Reqd. QTY | Serial No. | | Parts catalogue code | |
|-----------|----------|------|---------------|--------------------------------|--------------------------------|------------|---------|---|-----------|
| | | | | | GX 100 U | | | | |
| E-14-2 | 31 | | 16100-Z4E-S14 | CARBURETOR ASSY. (HDA 234B) .. | 1 | ----- | ----- | KRBX, KRWF | |
| | | | | | 1 | ----- | 1143060 | KRAF | |
| | | | | | 1 | 1055286 | ----- | KRAM, KRBF, KRBM, KREE, KREU, KRE4, KRG, KRGF, KRT, KRW | |
| | | | A | 16100-Z0D-V75 | CARBURETOR ASSY. (HDA 206C) .. | 1 | 1143061 | ----- | KRAF |
| | | | | | | 1 | 1006364 | ----- | KRMG |
| | | | | | | 1 | 1006364 | 1037364 | KRAM, KRG |

NOTE A:PART NO. CHANGE D:NEWLY PROVIDED E:PART NO. DELETION K:REQUIRED NO. CORRECTION L:APPLICATION SERIAL NO. CORRECTION
 T:APPLICATION CORRECTION Z:REMARKS CHANGE



PARTS CATALOGUE NEWS

Honda Motor Co., Ltd. Service Division

PARTS CATALOGUE - CORRECTED

Printed in Japan

| | | |
|----------------------|--------------|-------------|
| CODE NO. | BOOKLET TYPE | 13Z4E601 |
| | MICRO-FICHE | 13Z4E6EA/FA |
| PARTS CATALOGUE NEWS | | GX100U |
| NEWS NO. | 044 | |

| Block No. | Ref. No. | Note | Part No. | Description | Reqd. QTY | Serial No. | Parts catalogue code |
|-----------|----------|------|-----------------|--|----------------|---------------|---|
| | | | | | GX 100 U | | |
| E-11 | 1 | L | 28400-Z0D-003ZC | STARTER ASSY., RECOIL *R280*..... POWER RED | 1 | ----- | QAD, QA2, QA26, QBE, QE, QE14, QXU2, SA2, SE, SE14, VA2, VE4 |
| | | | | | 1 | ----- 1153069 | QXB4 |
| | 2 | L | 28461-Z0D-003 | GRIP, STARTER | 1 | ----- | QAD, QA2, QA26, QBE, QE, QE14, QXU2, SA2, SE, SE14, VA2, VE4 |
| | | | | | 1 | ----- 1153069 | QXB4 |
| | 3 | L | 28462-Z0D-003 | ROPE, STARTER | 1 | ----- | QAD, QA2, QA26, QBE, QE, QE14, QXU2, SA2, SE, SE14, VA2, VE4, VSW4 |
| | | | | | 1 | ----- 1153069 | QXB4 |
| | 4 | L | 90002-Z0D-000 | BOLT, FLANGE, 6MM | 3 | ----- | QAD, QA2, QA26, QBE, QE, QE14, QXU2, SA2, SE, SE14, VA2, VE4, VSW4 |
| | | | | | 3 | ----- 1153069 | QXB4 |
| E-11-1 | 1 | T | 28400-Z0D-V03ZC | STARTER ASSY., RECOIL *R280*..... POWER RED | 1 | ----- | KRDF, KRGF, KRSE |
| | | | | | 1 | 1019283 | BE14, KRAM, KRA2, KRB, KRB4, KREE, KREU, KRE4, KRG, KRM, KRMB, KRS KRS2, KRT, KRT4, KRW, KR4, SE3, VE3 |
| | | | | | 1 | 1153070 | QXB4 |

NOTE A:PART NO. CHANGE D:NEWLY PROVIDED E:PART NO. DELETION K:REQUIRED NO. CORRECTION L:APPLICATION SERIAL NO. CORRECTION
T:APPLICATION CORRECTION Z:REMARKS CHANGE

PARTS CATALOGUE NEWS

BOOKNo. : 13Z4E601

| Block No. | Ref. No. | Note | Part No. | Description | Reqd. QTY | | Serial No. | Parts catalogue code |
|-----------|----------|------|-----------------|---|----------------|---------|------------|--|
| | | | | | GX 100 U | | | |
| | 2 | T | 28410-Z0D-V02ZC | CASE COMP., RECOIL STARTER *R280*..... POWER RED | 1 | ----- | ----- | BE14, KRAM, KRA2, KRB, KRB4, KRDF, KREE, KREU, KRE4, KR4, KRGF, KRM KRMB, KRS, KR4, KR5, KRS2, KRT, KRT4, KR4, SE3, VE3 |
| | | | | | 1 | 1153070 | ----- | QXB4 |
| | 3 | T | 28421-Z0D-V02 | REEL, RECOIL STARTER | 1 | ----- | ----- | BE14, KRAF, KRAM, KRA2, KRB, KRBD, KRBF, KRBM, KRBX, KRB4, KRDF KREE, KREU, KRE4, KRF2, KR4, KRGF, KRM, KRMB, KRMG, KRS, KR4, KR5, KRS2 KRT, KRT4, KR4, KR5, KRWF, KR4, SE3, VEA, VEG, VE3 |
| | | | | | 1 | 1153070 | ----- | QXB4 |
| | 4 | T | 28422-ZG0-W02 | RATCHET, STARTER | 2 | ----- | ----- | BE14, KRAF, KRAM, KRA2, KRB, KRBD, KRBF, KRBM, KRBX, KRB4, KRDF KREE, KREU, KRE4, KRF2, KR4, KRGF, KRM, KRMB, KRMG, KRS, KR4, KR5, KRS2 KRT, KRT4, KR4, KR5, KRWF, KR4, SE3, VEA, VEG, VE3 |
| | | | | | 2 | 1153070 | ----- | QXB4 |
| | 5 | T | 28433-ZG0-W02 | GUIDE, RATCHET | 1 | ----- | ----- | BE14, KRAF, KRAM, KRA2, KRB, KRBD, KRBF, KRBM, KRBX, KRB4, KRDF KREE, KREU, KRE4, KRF2, KR4, KRGF, KRM, KRMB, KRMG, KRS, KR4, KR5, KRS2 KRT, KRT4, KR4, KR5, KRWF, KR4, SE3, VEA, VEG, VE3 |
| | | | | | 1 | 1153070 | ----- | QXB4 |
| | 6 | T | 28441-ZW6-003 | SPRING, FRICTION | 1 | ----- | ----- | BE14, KRAF, KRAM, KRA2, KRB, KRBD, KRBF, KRBM, KRBX, KRB4, KRDF KREE, KREU, KRE4, KRF2, KR4, KRGF, KRM, KRMB, KRMG, KRS, KR4, KR5, KRS2 KRT, KRT4, KR4, KR5, KRWF, KR4, SE3, VEA, VEG, VE3 |
| | | | | | 1 | 1153070 | ----- | QXB4 |
| | 7 | T | 28442-ZH8-003 | SPRING, RECOIL STARTER | 1 | ----- | ----- | BE14, KRAF, KRAM, KRA2, KRB, KRBD, KRBF, KRBM, KRBX, KRB4, KRDF KREE, KREU, KRE4, KRF2, KR4, KRGF, KRM, KRMB, KRMG, KRS, KR4, KR5, KRS2 KRT, KRT4, KR4, KR5, KRWF, KR4, SE3, VEA, VEG, VE3 |
| | | | | | 1 | 1153070 | ----- | QXB4 |
| | 8 | T | 28461-ZH8-003 | GRIP, STARTER | 1 | ----- | ----- | BE14, KRAF, KRAM, KRA2, KRB, KRBD, KRBF, KRBM, KRBX, KRB4, KRDF KREE, KREU, KRE4, KRF2, KR4, KRGF, KRM, KRMB, KRMG, KRS, KR4, KR5, KRS2 KRT, KRT4, KR4, KR5, KRWF, KR4, SE3, VEA, VEG, VE3 |
| | | | | | 1 | 1153070 | ----- | QXB4 |
| | 9 | T | 28462-Z0D-V03 | ROPE, RECOIL STARTER | 1 | ----- | ----- | KRAF, KRBF, KRBX, KRDF, KR4, KR5, KRWF |
| | | | | | 1 | 1019283 | ----- | BE14, KRAM, KRA2, KRB, KRBD, KRBM, KRB4, KREE, KREU, KRE4, KRF2, KR4 KRM, KRMB, KRMG, KRS, KRS2, KRT, KRT4, KR4, KR5, KRWF, KR4, SE3, VEA, VEG VE3 |

NOTE A:PART NO. CHANGE D:NEWLY PROVIDED E:PART NO.DELETION K:REQUIRED NO. CORRECTION L:APPLICATION SERIAL NO. CORRECTION
T:APPLICATION CORRECTION Z:REMARKS CHANGE

PARTS CATALOGUE NEWS

BOOKNo. : 13Z4E601

| Block No. | Ref. No. | Note | Part No. | Description | Reqd. QTY | | Serial No. | Parts catalogue code |
|-----------|----------|------|-----------------|---|----------------|--|-----------------|---|
| | | | | | GX 100 U | | | |
| | | | | | 1 | | 1153070 | ----- QXB4 |
| | 10 | T | 28467-Z0D-V02 | PLATE, SIDE | 1 | | ----- | ----- BE14, KRAF, KRAM, KRA2, KRB, KRBD, KRBF, KRBM, KRBX, KRB4, KRDF KREE, KREU, KRE4, KRF2, KRG, KRGF, KRM, KRMB, KRMG, KRS, KRSB, KRS2 KRT, KRT4, KRW, KRWF, KRW2, KR4, SE3, VEA, VEG, VE3 |
| | | | | | 1 | | 1153070 | ----- QXB4 |
| | 11 | T | 28468-Z0D-V02 | PLATE, SLIDE | 1 | | ----- | ----- BE14, KRAF, KRAM, KRA2, KRB, KRBD, KRBF, KRBM, KRBX, KRB4, KRDF KREE, KREU, KRE4, KRF2, KRG, KRGF, KRM, KRMB, KRMG, KRS, KRSB, KRS2 KRT, KRT4, KRW, KRWF, KRW2, KR4, SE3, VEA, VEG, VE3 |
| | | | | | 1 | | 1153070 | ----- QXB4 |
| | 12 | T | 90003-ZH8-003 | SCREW, SETTING | 1 | | ----- | ----- BE14, KRAF, KRAM, KRA2, KRB, KRBD, KRBF, KRBM, KRBX, KRB4, KRDF KREE, KREU, KRE4, KRF2, KRG, KRGF, KRM, KRMB, KRMG, KRS, KRSB, KRS2 KRT, KRT4, KRW, KRWF, KRW2, KR4, SE3, VEA, VEG, VE3 |
| | | | | | 1 | | 1153070 | ----- QXB4 |
| | 13 | T | 95701-06008-00 | BOLT, FLANGE, 6X8 | 3 | | ----- | ----- BE14, KRAF, KRAM, KRA2, KRB, KRBD, KRBF, KRBM, KRBX, KRB4, KRDF KREE, KREU, KRE4, KRF2, KRG, KRGF, KRM, KRMB, KRMG, KRS, KRSB, KRS2 KRT, KRT4, KRW, KRWF, KRW2, KR4, SE3, VEA, VEG, VE3 |
| | | | | | 3 | | 1153070 | ----- QXB4 |
| E-12 | 1 | L | 19610-Z0D-800ZC | COVER COMP., FAN *R280*..... POWER RED | 1 | | ----- | ----- QXU2, VA2, VE4 |
| | | | | | 1 | | 1153069 | ----- QXB4 |
| | | T | 19610-Z4E-S11ZB | *R280*..... POWER RED | 1 | | ----- | ----- KRGF |
| | | | | | 1 | | 1153070 | ----- QXB4 |
| E-14-2 | 31 | L | 16100-Z4E-S14 | CARBURETOR ASSY. (HDA 234B) .. | 1 | | ----- | ----- KRBX, KRWF |
| | | | | | 1 | | 1143060 | ----- KRAF |
| | | | | | 1 | | 1055286 | ----- KRBF, KRBM, KREU, KRE4, KRG, KRGF, KRT, KRW |
| | | | | | 1 | | 1055286 1138071 | ----- KREE |
| | | | | | 1 | | 1055286 1148975 | ----- KRAM |
| | | T | 16100-Z0D-V75 | CARBURETOR ASSY. (HDA 206C) .. | 1 | | 1143061 | ----- KRAF |
| | | | | | 1 | | 1148976 | ----- KRAM |

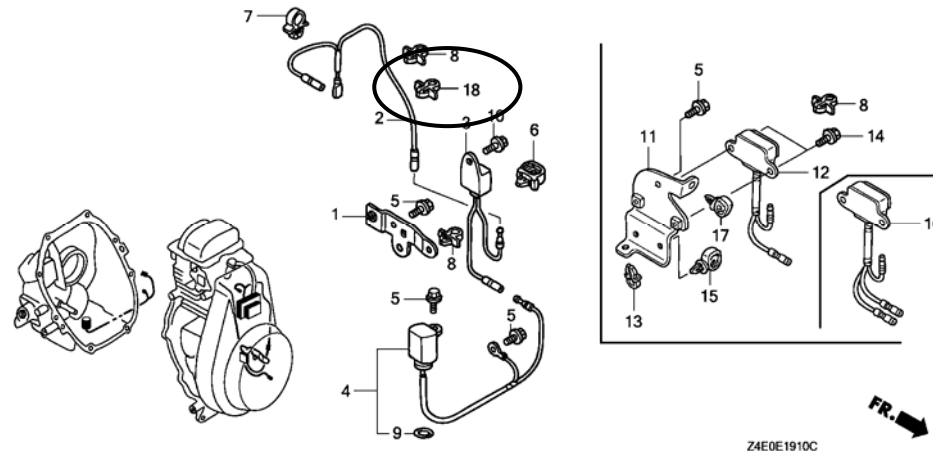
NOTE A:PART NO. CHANGE D:NEWLY PROVIDED E:PART NO.DELETION K:REQUIRED NO. CORRECTION L:APPLICATION SERIAL NO. CORRECTION
T:APPLICATION CORRECTION Z:REMARKS CHANGE

PARTS CATALOGUE NEWS

BOOKNo. : 13Z4E601

| Block No. | Ref. No. | Note | Part No. | Description | Reqd. QTY | | Serial No. | Parts catalogue code |
|-----------|----------|------|---------------|-----------------------|----------------|---------|------------|---|
| | | | | | GX 100 U | | | |
| E-19 | 2 | T | 28451-Z0D-V03 | PULLEY, STARTER | 1 | | ----- | KRAF, KRBF, KRBX, KRDF, KRGF, KRSE, KRWF |
| | | | | | 1 | 1019750 | ----- | BE14, KRAM, KRA2, KRB, KRBD, KRBM, KRB4, KREE, KREU, KRE4, KRF2, KRG, KRM, KRMB, KRMG, KRS, KRS2, KRT, KRT4, KRW, KRW2, KR4, SE3, VEA, VEG, VE3 |
| | 11 | L | 90531-011-010 | WASHER, 12MM | 1 | 1153070 | ----- | QXB4 |
| | | | | | 1 | ----- | ----- | QAD, QA2, QA26, QBE, QE, QE14, QXU2, SA2, SE, SE14, VA2, VE4, VSW4 |
| | | | | | 1 | 1153069 | QXB4 | |

E-19-10 OIL ALERT/OIL LEVEL SWITCH



| | | | | | | | | |
|---------|----|---|---------------|--|---|---------|---------|--|
| E-19-10 | 18 | D | 90681-959-003 | CLIP A, CABLE (NIFCO) (3.8MM BLACK) | 1 | 1153070 | ----- | QXB4 |
| E-28 | 7 | L | 87521-Z0D-020 | EMBLEM (GX100) | 1 | 1066524 | ----- | QAD, QA2, QA26, QBE, QE, QE14, QXU2, SA2, SE, SE14, VA2, VE4 |
| | | | | | 1 | 1066524 | 1153069 | QXB4 |
| | | T | 87521-Z0D-V02 | EMBLEM (RAMMA) (GX100) | 1 | ----- | ----- | KRAF, KRBX, KRSE, KRWF |

NOTE A:PART NO. CHANGE D:NEWLY PROVIDED E:PART NO.DELETION K:REQUIRED NO. CORRECTION L:APPLICATION SERIAL NO. CORRECTION
T:APPLICATION CORRECTION Z:REMARKS CHANGE

PARTS CATALOGUE NEWS

BOOKNo. : 13Z4E601

| Block No. | Ref. No. | Note | Part No. | Description | Reqd. QTY | Serial No. | Parts catalogue code |
|-----------|----------|------|----------|-------------|----------------|---------------|---|
| | | | | | GX 100 U | | |
| | | | | | 1 | 1066474 ----- | BE14, KRAM, KRA2, KRB, KRBD, KRBF, KRBM, KRB4, KRDF, KREE, KREU KRE4, KRF2, KRG, KRGF, KRM, KRMB, KRMG, KRS, KRS2, KRT, KRT4, KRW KRW2, KR4, SE3, VEA, VEG, VE3 |
| | | | | | 1 | 1153070 ----- | QXB4 |

NOTE A:PART NO. CHANGE D:NEWLY PROVIDED E:PART NO.DELETION K:REQUIRED NO. CORRECTION L:APPLICATION SERIAL NO. CORRECTION
T:APPLICATION CORRECTION Z:REMARKS CHANGE



PARTS CATALOGUE NEWS

Honda Motor Co., Ltd. Service Division

PARTS CATALOGUE - CORRECTED

Printed in Japan

| | | |
|----------------------|--------------|-------------|
| CODE NO. | BOOKLET TYPE | 13Z4E601 |
| | MICRO-FICHE | 13Z4E6EA/FA |
| PARTS CATALOGUE NEWS | GX100U | |
| NEWS NO. | 043 | |

| Block No. | Ref. No. | Note | Part No. | Description | Reqd. QTY | Serial No. | | Parts catalogue code |
|-----------|----------|------|---------------|---------------------------------|----------------|------------|---------|---|
| | | | | | GX 100 U | | | |
| E-14-2 | 31 | | 16100-Z4E-S14 | CARBURETOR ASSY. (HDA 234B) ... | 1 | ----- | ----- | KRBX, KRWF |
| | | | | | 1 | ----- | 1143060 | KRAF |
| | | | | | 1 | 1055286 | ----- | KRAM, KRBF, KRBM, KREU, KRE4, KRG, KRGF, KRT, KRW |
| | | | | | 1 | 1055286 | 1138071 | KREE |
| | | | | | 1 | 1138072 | ----- | KREE |
| | A | | 16100-Z4E-V92 | CARBURETOR ASSY. (HDA 228) ... | 1 | 1138072 | ----- | KREE |

NOTE A:PART NO. CHANGE D:NEWLY PROVIDED E:PART NO.DELETION K:REQUIRED NO. CORRECTION L:APPLICATION SERIAL NO. CORRECTION
T:APPLICATION CORRECTION Z:REMARKS CHANGE



PARTS CATALOGUE NEWS

Honda Motor Co., Ltd. Service Division

PARTS CATALOGUE - CORRECTED

Printed in Japan

| | | |
|----------------------------|-----------------|-------------|
| CODE NO. | BOOKLET TYPE | 13Z4E601 |
| | MICRO- FICHE | 13Z4E6EA/FA |
| PARTS CATALOGUE NEWS | GX100U | |
| NEWS NO. | 045 | |

| Block No. | Ref. No. | Note | Part No. | Description | Reqd. QTY | Serial No. | Parts catalogue code |
|--------------|-------------|------|---------------|--------------------------|----------------|---------------|----------------------|
| | | | | | GX 100 U | | |
| E-15 | 14 | | 17410-Z4E-S30 | ELBOW, AIR CLEANER | 1 | ----- 1154388 | KRBF, KR BX |
| | | A | 17410-Z4E-S31 | | 1 | 1154389 ----- | KRBF, KR BX |

NOTE A:PART NO. CHANGE D:NEWLY PROVIDED E:PART NO. DELETION K:REQUIRED NO. CORRECTION L:APPLICATION SERIAL NO. CORRECTION
T:APPLICATION CORRECTION Z:REMARKS CHANGE